

Chosen-plaintext attack of an image encryption scheme based on modified permutation-diffusion structure

Yuansheng Liu^{a,b}, Leo Yu Zhang^{b,*}, Jia Wang^b, Yushu Zhang^c, Kwok-wo Wong^b

^aCollege of Information Engineering, Xiangtan University, Xiangtan 411105, Hunan, China

^bDepartment of Electronic Engineering, City University of Hong Kong, HongKong SAR

^cSchool of Electronics and Information Engineering, Southwest University, Chongqing 400000, China

Abstract

Since the first appearance in Fridrich's design, the usage of permutation-diffusion structure for designing digital image cryptosystem has been receiving increasing research attention in the field of chaos-based cryptography. Recently, a novel chaotic Image Cipher using one round Modified Permutation-Diffusion pattern (ICMPD) was proposed. Unlike traditional permutation-diffusion structure, the permutation is operated on bit level instead of pixel level and the diffusion is operated on masked pixels, which are obtained by carrying out the classical affine cipher, instead of plain pixels in ICMPD. Following a *divide-and-conquer strategy*, this paper reports that ICMPD can be compromised by a chosen-plaintext attack efficiently and the involved data complexity is linear to the size of the plain-image. Moreover, the relationship between the cryptographic kernel at the diffusion stage of ICMPD and modulo addition then XORing is explored thoroughly.

Keywords: Image encryption, Cryptanalysis, Chosen-plaintext attack, Permutation, Diffusion

1. Introduction

In the field of chaos-based cryptography, Fridrich's design [1], we refer to it as permutation-diffusion structure in this paper, receives remarkable research attention [2, 3, 4, 5, 6, 7]. Inheriting from the substitution permutation network, this scheme suggests iterating the permutation and diffusion stage several rounds to earn good confusion and diffusion effect [8], as depicted in Fig. 1.

Extending the work of Fridrich's can be carried out in various aspects. Chen *et al.* proposed using 3D chaotic cat map to de-correlate the relationship among pixels in the permutation stage instead of 2D map [2]. Observing that one diffusion round, which typically proceeds in a sequential manner and involves nonlinear operations, often possesses higher computational complexity than that of a permutation round, Wong *et al.* proposed to use a "add-and-then-shift" strategy to include some diffusion effect in the permutation stage [3]. In this way, the iteration round as well as the computational complexity can be reduced without affecting the security level of the resultant cryptosystem. This idea was further studied by Zhu *et al.* in [4] to design bit level permutation techniques.

For the sake of efficiency, there are some researchers devoted their attention to design secure chaos-based cryptosystem in the extreme case, i.e., the iteration round is only one. In [5], Zhang *et al.* proposed a chaos-based image cipher based on one round permutation-diffusion structure, where some plaintext information is fed back to the key schedule. In [6], Norouzi *et al.* suggested correlating the key schedule with the sum of plaintext data to construct chaotic cipher with a single diffusion round. The intuitive extension of their work is to include a permutation stage in the whole system, as suggested by Yang *et al.* in [7]. In [9], Zhu *et al.* suggested a chaotic Image Cipher using one round Modified Permutation-Diffusion (ICMPD) architecture. Different from Fridrich's design, the permutation stage is operated on bit level instead of pixel level and the diffusion stage is operated on the output of classical affine cipher instead of plain pixel.

*Corresponding author.

Email address: leocityu@gmail.com (Leo Yu Zhang)

As stated in [10], most image cryptosystems based on one round permutation-diffusion architecture are not secure under chosen plaintext attack (CPA) scenario. This paper reports that ICMPD suffers from the same defect. Unlike many cryptanalysis work which only deal with specific chaos-based image cryptosystem [11, 12, 13], this work makes several contributions. First, we provide a quantitative security evaluation framework to both the diffusion kernel of ICMPD and the classical modulo then XORing operation. Second, we report that employment of the nonlinear modulo operation will inevitably leads to the problem of the existence of (partial equivalent) key streams in the one round permutation-diffusion structure. Finally, the application of our result lead to an efficient CPA attack to ICMPD. This is a reproducible research and all the codes are openly accessible¹.

The rest of the paper is organized as follows. The next section describes the details of ICMPD and then provides some experimental results for illustration. In Sec. 3, the diffusion kernel of ICMPD is casted to the form of modulo then XORing and analyzed thoroughly. Sec. 4 explains how to break ICMPD using a *divide-and-conquer strategy* in CPA scenario, followed by some simulation results. The last section concludes our work by briefly discussing the possible remedies of ICMPD.

2. The image encryption scheme under study

The image encryption scheme proposed in [9], i.e., ICMPD, is applied to gray-scale image with $L = H \times W$ pixels. It exploits the permutation-diffusion structure suggested by Fridrich [1] with the following two modifications: a) the permutation is operated on bits instead of pixels; b) the diffusion is operated on masked pixels instead of plain pixels. For the sake of clarity, we depict the schematic diagram of ICMPD in Fig. 2 and modify the notations used in [9] to describe the scheme under study.

2.1. Key schedule

The secret key of ICMPD is composed of a set of initial values and control parameters for several chaotic systems. Specifically, they are:

- Initial value (x_0, y_0) and control parameters (a, b) of the following generalized Arnold map

$$\begin{pmatrix} x_{n+1} \\ y_{n+1} \end{pmatrix} = \begin{pmatrix} 1 & a \\ b & 1 + ab \end{pmatrix} \begin{pmatrix} x_n \\ y_n \end{pmatrix} \bmod 1, \quad (1)$$

where $a > 1, b > 1$ and $(x \bmod 1)$ represents the fractional part of real number x .

- Two sets of initial value and control parameter, i.e., $\{(k', x'_0), (k^\circ, x_0^\circ)\}$, of the following Chebyshev map

$$x_{n+1} = \cos(k \cdot \arccos(x_n)), \quad (2)$$

where $k \leq 2$ and $x_n \in [-1, 1]$.

- Initial value and control parameter (μ, x_0^*) of the following Logistic map

$$x_{n+1} = \mu x_n (1 - x_n), \quad (3)$$

where $\mu \in (3.57, 4)$ and $x_n \in (0, 1)$.

The secret key streams employed in the row/column permutation stage, substitution stage and diffusion stage are obtained through post-processing the chaotic systems orbits. These processes can be summarized as follows:

1. *Permutation streams E_r and E_c .* Iterate the generalized Arnold map (1) using the partial key (x_0, y_0, a, b) $h_0 + 8L$ times and denote the latter $8L$ outputs by $X = \{x_i\}_{i=1}^{8L}$ and $Y = \{y_i\}_{i=1}^{8L}$. Sort X and Y in ascending order and get the permutation streams $E_r = \{e_r(i)\}_{i=1}^{8L}$ and $E_c = \{e_c(i)\}_{i=1}^{8L}$ by comparing X and Y with their sorted versions, respectively.

¹<https://sites.google.com/site/leoyuzhang/>.

2. *Substitution streams S and T.* Run the Chebyshev map (2) iteratively through (k', x'_0) and post-process the resultant orbit x_i by

$$y_i = \lfloor 10^9 \cdot |x_i| \rfloor \bmod 256, \quad (4)$$

where $|x|$ and $\lfloor x \rfloor$ return the absolute value of x and the largest value not larger than x , respectively. If $\gcd(y_i, 256) = 1$, we push this value to S . Otherwise, we proceed with the next orbit x_{i+1} till the length of S reaches L . Finally, it comes to the conclusion that we obtain a random number stream $S = \{s(i)\}_{i=1}^L$, whose elements are coprime to 256. Similarly, run Eq. (2) under (k°, x_0°) and get $\{x_i^\circ\}_{i=1}^L$. Quantize the result using Eq. (4) and obtain $T = \{t(i)\}_{i=1}^L$.

3. *Diffusion stream R.* Execute the Logistic map (3) under (μ, x_0^*) iteratively and obtain random chaotic orbits $\{x_i^*\}_{i=1}^L$. Quantize the sequences by Eq. (4) and denote the results by $R = \{r(i)\}_{i=1}^L$.

2.2. Encryption process

As depicted in Fig. 2, the encryption process in ICMPD is composed of the following steps:

1. *Bit decomposition.* Scan an image P in the raster order and obtain a pixel sequence $\{p(i)\}_{i=1}^L$. Decompose each pixel of P to its 8 bits and denote the binary sequence by $B = \{b(j)\}_{j=1}^{8L}$, where $p(i) = \sum_{k=1}^8 b(8(i-1) + k) \cdot 2^{k-1}$.
2. *Bit permutation*². Permute the binary format of the image B in both horizontal and vertical directions and get $\bar{B} = \{\bar{b}(j)\}_{j=1}^{8L}$ via

$$\bar{b}(j) = b(e_c(e_r(j))). \quad (5)$$

3. *Local pixel substitution.* Combine every 8-bit of \bar{B} to a new pixel sequentially using

$$p'(i) = \sum_{k=1}^8 \bar{b}(8(i-1) + k) \cdot 2^{k-1} \quad (6)$$

where $i = 1 \sim L$. The obtained pixels are substituted using the affine cipher orderly, i.e.,

$$c'(i) = p'(i)s(i) \dot{+} t(i), \quad (7)$$

where $a \dot{+} b = (a + b) \bmod 2^8$.

4. *Global pixel diffusion.* Collect the substitution result $C' = \{c'(i)\}_{i=1}^L$ and update it by the classical diffusion rule as follows

$$c(i) = c'(i) \oplus r(i) \oplus c(i-1), \quad (8)$$

where $c(0) = 172$ and $i = 1 \sim L$. Finally, transform the ciphertext sequence $C = \{c(i)\}_{i=1}^L$ into an image of size $H \times W$.

The decryption can be achieved by executing the encryption steps reversely, detailed description can be found in [9, Sec. 3]. As demonstrated by Zhu *et al.* in [9, Sec. 4], the new scheme should possess high security since: 1) the key space is large enough to resist brute-force attack; 2) the adoption of multiple chaotic systems for the generation of key streams guarantees good key sensitivity; 3) the modified permutation-diffusion architecture introduces diffusion effect in both permutation and diffusion stage, which may frustrate any plaintext attacks. For illustration purpose, we set the secret key $(x_0, y_0, a, b, k', x'_0, k^\circ, x_0^\circ, \mu, x_0^*)$ to $(0.346, 0.478, 1.644, 2.986, 4.434, 0.6435, 5.673, 0.523, 3.14, 0.34)$. Two 128×128 plain-images, “Lena” and “Peppers”, shown in Fig. 3(a) and Fig. 3(b) are encrypted and their corresponding cipher-images are depicted in Fig. 3(c) and Fig. 3(d).

As we will discuss in the next section, the local pixel substitution and global pixel diffusion, which serves as the core of the nonlinear diffusion stage of the modified architecture, can be treated as the generalization of a typical modulo addition then XORing operation and is fragile in chosen-plaintext attack (CPA) scenario. Based on this finding, a CPA is readily to compromise the cipher under study using the *divide-and-conquer* strategy.

²For simplicity, we slightly modify the permutation techniques described in [9] while keeping its security level unchanged.

3. Related work and main results

The modulo addition then XORing operation, which is nonlinear and has low computational complexity, serves as the fundamental or even the only component in many image cryptosystems [2, 14, 15, 16, 17, 4]. Mathematically, it can be expressed as

$$c(i) = (p(i) \dot{+} k(i)) \oplus k(i) \oplus c(i-1), \quad (9)$$

where $k(i)$ is the i -th element of the key stream K , $p(i)$ and $c(i)$ are the i -th pixel of plain-image P and cipher-image C , respectively. Under the CPA assumption, where an adversary is able to obtain ciphertexts of arbitrary plaintexts adaptively, the relationship of the difference between two groups of chosen plain-image and cipher-image pairs, i.e., (P, C) and (\tilde{P}, \tilde{C}) , can be derived as follows:

$$(c(i) \oplus c(i-1)) \oplus (\tilde{c}(i) \oplus \tilde{c}(i-1)) = (p(i) \dot{+} k(i)) \oplus (\tilde{p}(i) \dot{+} k(i)),$$

where $i = 1 \sim L$. More generally, we write it as

$$y = (\alpha \dot{+} k) \oplus (\beta \dot{+} k). \quad (10)$$

From the cryptanalysis point of view, these questions arise naturally:

1. Given a large quantities of (α, β, y) , it is obvious that the exact key k used for encryption will satisfy all the resultant equations of the form (10). But is this k unique or not? This relates to the question of the existence of equivalent key.
2. How many queries of (α, β) are sufficient to recover the exact secret key k or its equivalent form³? This relates to the resistance of the cryptosystem in CPA scenario.

In [18], Li *et al.* proved that 3 pairs of queries (α, β) are sufficient to solve Eq. (10) in terms of modulo 2^7 . Soon, they improved this result in terms of required number of queries to 2 in [19].

Before we dive into the detail of the proof, we would like to cast the diffusion process of ICMPD as the form of Eq. (10). Combining Eq. (7) and (8), we can get

$$c(i) = [p'(i)s(i) \dot{+} t(i)] \oplus r(i) \oplus c(i-1). \quad (11)$$

Similarly, we calculate the difference of two groups of chosen plain-image and cipher-image as follows:

$$(c(i) \oplus c(i-1)) \oplus (\tilde{c}(i) \oplus \tilde{c}(i-1)) = (p'(i)s(i) \dot{+} t(i)) \oplus (\tilde{p}'(i)s(i) \dot{+} t(i)),$$

Assuming E_r and E_c are known in advance by the adversary (or simply treat them as identity permutations), we can generalize the above equation as

$$y = (\alpha s \dot{+} t) \oplus (\beta s \dot{+} t), \quad (12)$$

where s, t are two unknowns, y is known and α, β are known and can be chosen freely by the adversary in CPA scenario. Now, the same questions arise for Eq. (12). We will answer them in the following sections.

3.1. Previous work

The following two propositions solve the two questions related to Eq. (10).

Proposition 1. Let $\hat{k} = k \oplus 2^7$, then \hat{k} is a solution of Eq. (10) if k satisfies $y = (\alpha \dot{+} k) \oplus (\beta \dot{+} k)$.

Proof. To prove this proposition, we first examine the relationship of $k \oplus 2^7$ and $k \dot{+} 2^7$. If $k \geq 2^7$, then it is easy to conclude $k \oplus 2^7 = k - 2^7 = k \dot{+} 2^7$. Similarly, we have $k \oplus 2^7 = k + 2^7 = k \dot{+} 2^7$ when $k \leq 2^7$. Therefore,

$$\begin{aligned} y &= (\alpha \dot{+} k) \oplus (\beta \dot{+} k) \\ &= (\alpha \dot{+} k) \oplus 2^7 \oplus (\beta \dot{+} k) \oplus 2^7 \\ &= (\alpha \dot{+} k \dot{+} 2^7) \oplus (\beta \dot{+} k \dot{+} 2^7) \\ &= [\alpha \dot{+} (k \oplus 2^7)] \oplus [\beta \dot{+} (k \oplus 2^7)] \\ &= (\alpha \dot{+} \hat{k}) \oplus (\beta \dot{+} \hat{k}). \end{aligned}$$

Hence completes the proof. □

³The adversary can choose (α, β) freely and be aware of the value of y in CPA assumption.

Applying this proposition directly, we can easily conclude that all the image cryptosystems employing diffusion Eq. (9) are subjected to the problem of existence of equivalent key (stream). To be more precisely, this problem stems from the nature of the modulo operator, i.e., the carry bit generated by the highest bit plane is discarded after the modulo operation. In the following proposition, we answer the question of how many pairs of chosen plain-images and cipher-images, hence (α, β) can be chosen freely and y is known, are sufficient to recover the key stream of Eq. (9) in terms of modulo 2^7 .

Proposition 2. *Two groups of (α, β) are sufficient to solve Eq. (10) in terms of modulo 2^7 . Specifically, they are $(0, 170)$ and $(170, 85)$.*

Proof. The proof presented in [18, 19] involves theoretically studying the carry bit of all bit planes of Eq. (10), details can be found in [19, Sec. 3.3]. Here, we would rather follow a straightforward logic to verify this proposition, which is shown to be useful for our new model Eq. (12).

Let $(\alpha_1, \beta_1) = (0, 170)$ and $(\alpha_2, \beta_2) = (170, 85)$, the proposition can be reformulated as

$$\begin{cases} y_1 = (\alpha_1 \dot{+} k) \oplus (\beta_1 \dot{+} k), \\ y_2 = (\alpha_2 \dot{+} k) \oplus (\beta_2 \dot{+} k), \end{cases} \quad (13)$$

where $y_1, y_2 \in [0, 255]$ are two known integers. This problem converts to whether the solution to Eq. (13) is unique in terms of modulo 2^7 given y_1 and y_2 . More precisely, there is a unique solution for certain known (y_1, y_2) tuple and there are totally 2^7 out of all the possible (256×256) tuples of (y_1, y_2) which leads to this unique solution. The following procedures demonstrate how this statement is verified.

Step 1: Let $y_1 = 0$, and find all the $k \in [0, 127]$ that satisfy the equation $y_1 = (\alpha_1 \dot{+} k) \oplus (\beta_1 \oplus k)$ and denote them as \mathbb{K}_{y_1} .

Step 2: Let $y_2 = 0$, and find all the $k \in \mathbb{K}_{y_1}$ that satisfy the equation $y_2 = (\alpha_2 \dot{+} k) \oplus (\beta_2 \oplus k)$ and denote the possible results as \mathbb{K}_{y_2} .

Step 3: If $\#\{\mathbb{K}_{y_2}\}$ equals 1 and $y_2 < 256$, then set $y_2 = y_2 + 1$ and go to Step 2.

Step 4: Let $y_1 = y_1 + 1$ if $y_1 < 256$ and set $y_2 = 0$, go to Step 1.

Finally, we can easily obtain 128 out of 256×256 tuples of (y_1, y_2) and their corresponding k from the above procedures and then construct a table composed of these 128 triples (y_1, y_2, k) . The solution of Eq. (10) under queries (α_1, β_1) and (α_2, β_2) can be determined by simple look-up-table, hence finishes the proof of the proposition. \square

Proposition 2 deals with the problem of finding the solution of Eq. (10), and thus determining the diffusion key stream of Eq. (9) in the context of a CPA scenario. Instead of studying all the carry bits of Eq. (10) theoretically, the proof shown above heavily relies on exhaustively search over all the 256×256 combinations. This makes the proof seem informal but it possesses the following advantages: a) It is extremely fast since the number of the combinations is only 256×256 ; b) The by-product, i.e., the table composed of 128 triples (y_1, y_2, k) , allows one find the key stream for Eq. (9) by a trivial look-up-table operation; c) It can be easily extended to other diffusion operations when theoretically studying all the carry bits is difficult, if not impossible.

3.2. Main results

Based on the strategy presented above, we answer the questions about the solution of Eq. (12) in the following.

Proposition 3. *Suppose $y, s, \alpha, \beta \in [0, 255]$, $t \in [0, 128]$ and $\gcd(s, 256) = 1$. Given α, β and y , the equation $y = (\alpha s \dot{+} t) \oplus (\beta s \dot{+} t)$ has four equivalent solutions. Specifically, they are (s, t) , $(s, t + 128)$, $(256 - s, 127 - t)$ and $(256 - s, 255 - t)$.*

Proof. Let $f(s, t) = (\alpha s \dot{+} t) \oplus (\beta s \dot{+} t)$, the proposition is proved if the following three equations are true:

- (i) $f(s, t) = f(s, t + 128)$;
- (ii) $f(s, t) = f(256 - s, 127 - t)$;
- (iii) $f(s, t) = f(256 - s, 255 - t)$.

Referring to Proposition 1, we have

$$\begin{aligned}
f(s, t + 128) &= [(\alpha s \bmod 256) \dot{+} (t + 128 \bmod 256)] \\
&\quad \oplus [(\beta s \bmod 256) \dot{+} (t + 128 \bmod 256)] \\
&= [(\alpha s \bmod 256) \dot{+} (t \oplus 128)] \\
&\quad \oplus [(\beta s \bmod 256) \dot{+} (t \oplus 128)] \\
&= (\alpha s \dot{+} t \dot{+} 128) \oplus (\beta s \dot{+} t \dot{+} 128) \\
&= (\alpha s \dot{+} t) \oplus 128 \oplus (\beta s \dot{+} t) \oplus 128 \\
&= f(s, t).
\end{aligned}$$

To prove equation (ii), we first consider the following two cases:

(a) If $\alpha s \dot{+} t < 128$, then we have

$$\begin{aligned}
[127 - (\alpha s \dot{+} t)] \bmod 256 &= 127 - (\alpha s \dot{+} t) \\
&= (1111111)_2 - (\alpha s \dot{+} t) \\
&= (1111111)_2 \oplus (\alpha s \dot{+} t) \\
&= 127 \oplus (\alpha s \dot{+} t),
\end{aligned}$$

where $(\cdot)_2$ denotes the binary format of the operand.

(b) If $\alpha s \dot{+} t \geq 128$, then we have

$$\begin{aligned}
[127 - (\alpha s \dot{+} t)] \bmod 256 &= 127 + 256 - (\alpha s \dot{+} t) \\
&= (101111111)_2 - (\alpha s \dot{+} t) \\
&= (1111111)_2 \oplus (\alpha s \dot{+} t) \\
&= 127 \oplus (\alpha s \dot{+} t).
\end{aligned}$$

Now, it is clear that

$$\begin{aligned}
f(256 - s, 127 - t) &= [(\alpha(256 - s) \bmod 256) \dot{+} (127 - t)] \\
&\quad \oplus [(\beta(256 - s) \bmod 256) \dot{+} (127 - t)] \\
&= [127 - (\alpha s \dot{+} t)] \bmod 256 \\
&\quad \oplus [127 - (\beta s \dot{+} t)] \bmod 256 \\
&= 127 \oplus (\alpha s \dot{+} t) \oplus 127 \oplus (\beta s \dot{+} t) \\
&= f(s, t).
\end{aligned} \tag{14}$$

Referring the result of equation (i) and (ii), we conclude

$$\begin{aligned}
f(256 - s, 255 - t) &= f(256 - s, 127 - t + 128) \\
&= f(256 - s, 127 - t) \\
&= f(s, t).
\end{aligned}$$

Finally, the proposition is proved. \square

Apply this proposition directly, it is easy to conclude that the image cryptosystem under study, i.e., ICMPD, also suffers from the problem of existence of equivalent key (stream). Once again, we emphasize that this security defect is rooted from the use of modulo operation, where information of the highest carry bit is lost.

Proposition 4. Suppose $y, s, t, \alpha, \beta \in [0, 255]$ and $\gcd(s, 256) = 1$. Seven groups of (α, β) are sufficient to solve the equation

$$y = (\alpha s \dot{+} t) \oplus (\beta s \dot{+} t)$$

in terms of modulo 2^7 . Specifically, they are $(2^0, 2^1)$, $(2^1, 2^2)$, $(2^2, 2^3)$, $(2^3, 2^4)$, $(2^4, 2^5)$, $(2^5, 2^6)$ and $(2^6, 2^7)$.

Proof. Theoretically studying all the carry bits becomes extremely difficult in this context as Eq. (12) involves a multiplication. Let $(\alpha_1, \beta_1) = (2^0, 2^1)$, $(\alpha_2, \beta_2) = (2^1, 2^2)$, $(\alpha_3, \beta_3) = (2^2, 2^3)$, $(\alpha_4, \beta_4) = (2^3, 2^4)$, $(\alpha_5, \beta_5) = (2^4, 2^5)$, $(\alpha_6, \beta_6) = (2^5, 2^6)$ and $(\alpha_7, \beta_7) = (2^6, 2^7)$, the problem turns to whether the following system of equations has a single unique solution in terms of modulo 2^7 for certain known integers $y_1, y_2, \dots, y_7 \in [0, 255]$:

$$\begin{cases} y_1 = (\alpha_1 s \dot{+} t) \oplus (\beta_1 s \dot{+} t), \\ y_2 = (\alpha_2 s \dot{+} t) \oplus (\beta_2 s \dot{+} t), \\ y_3 = (\alpha_3 s \dot{+} t) \oplus (\beta_3 s \dot{+} t), \\ y_4 = (\alpha_4 s \dot{+} t) \oplus (\beta_4 s \dot{+} t), \\ y_5 = (\alpha_5 s \dot{+} t) \oplus (\beta_5 s \dot{+} t), \\ y_6 = (\alpha_6 s \dot{+} t) \oplus (\beta_6 s \dot{+} t), \\ y_7 = (\alpha_7 s \dot{+} t) \oplus (\beta_7 s \dot{+} t). \end{cases} \quad (15)$$

The intuitive method to verify this statement is to exhaustively search all the combinations of all 2^{56} 7-tuples (y_1, y_2, \dots, y_7) using the similar procedures as described in proposition 2. This involved complexity is equal to searching the key space of DES algorithm, which is known as computational expensive.

Observing that the unique solution (s, t) is determined by 64×128 out of 2^{56} 7-tuples (y_1, y_2, \dots, y_7) , we can alternatively search 64×128 possible combination of (s, t) and check whether the resultant 7-tuple (y_1, y_2, \dots, y_7) is unique. The following procedure verifies this assumption.

Step 1: Let $s = 1, t = 0$ and set $\mathbb{Y}_{1-7} = \emptyset$.

Step 2: Calculate (y_1, y_2, \dots, y_7) according to Eq. (15) under known s, t and 7 groups of (α, β) . If the 7-tuple $(y_1, y_2, \dots, y_7) \notin \mathbb{Y}_{1-7}$, then add (y_1, y_2, \dots, y_7) to the set \mathbb{Y}_{1-7} . Otherwise, the proposition is false.

Step 3: Let $t = t + 1$ if $t < 128$, go to Step 2.

Step 4: Let $s = s + 2$ if $s < 128$ and set $t = 0$, go to Step 2.

Finally, one can obtain a table composed of (64×128) 9-tuples, i.e., $(y_1, y_2, \dots, y_7, s, t)$. Finding the solution of Eq. (12) under seven queries of (α, β) simplifies to look-up-table, just as we did in proposition 2. \square

Corollary 1. *The solution of the equation*

$$y = (\alpha s \dot{+} t) \oplus (\beta s \dot{+} t)$$

in terms of modulo 2^7 can be determined by the following 8 groups of queries: $(2^0, 0), (2^1, 0), (2^2, 0), (2^3, 0), (2^4, 0), (2^5, 0), (2^6, 0)$ and $(2^7, 0)$.

Proof. It is easy to get the result with the observation that Eq. (15) is included in the equations that are constructed from these 8 queries. Following the same procedures above, we construct a table of size (8192×1) , each of whose entry is a unique 10-tuple $(y_1, y_2, \dots, y_8, s, t)$. Once again, finding the solution becomes a look-up-table operation. \square

4. Chosen-plaintext attack of ICMPD

As we can observe from Sec. 2.1, the key streams E_r, E_c, S, T and R are produced independently from the encryption process. Moreover, the whole encryption is composed of a single round (modified) permutation and diffusion. These facts can be employed to facilitate a *divide-and-conquer* attack, where the whole system is cracked by employing that some bottom-line chosen plain-images are neutral with respect to the permutation stage. For convenience, let $u(j) = e_c(e_r(j))$ for $j \in [1, 8L]$ and denote $U = \{u(j)\}_{j=1}^{8L}$. We explain the detail of how to recover the key streams U, S, T and R under a CPA scenario in the following.

4.1. Revealing the permutation and equivalent substitution key streams (U, S and T)

Referring to step 1 of the encryption process (see Sec. 2.2), the intermediate binary sequences can be obtained from the plain-image without any secret key, which allows us have the freedom to choose the binary sequences directly.

Let $B = \{b(j) \equiv 0\}_{j=1}^{8L}$ be a binary sequence with constant value 0. Referring to Eqs. (5), (6) and (11), the resultant cipher-image $C = \{c(i)\}_{i=1}^L$ will satisfy

$$\begin{cases} c(i) \oplus c(i-1) = [p'(i)s(i) \dot{+} t(i)] \oplus r(i), \\ p'(i) = \sum_{k=1}^8 b(u(8(i-1)+k)) \cdot 2^{k-1}, \end{cases} \quad (16)$$

where $i \in [1, L]$, $k \in [1, 8]$ and $b(u(8(i-1)+k)) = b(u(j)) \equiv 0$. Now, it becomes clear that recovering $u(j)$, and then U , is equal to the problem of identifying the relationship between j and (i, k) for all $j \in [1, 8L]$.

Slightly modify a single bit of the chosen plain binary sequence B , for example, set the lowest bit of the first pixel to 1 and keep the remaining $8L - 1$ bits unchanged. Denote the modified version of B as $\tilde{B}_1 = \{b_1(j)\}_{j=1}^{8L}$ and obtain its corresponding cipher-image $\tilde{C}_1 = \{c_1(i)\}_{i=1}^L$. Similar to Eq. (16), we conclude

$$\begin{cases} \tilde{c}_1(i) \oplus \tilde{c}_1(i-1) = [p'_1(i)s(i) \dot{+} t(i)] \oplus r(i), \\ p'_1(i) = \sum_{k=1}^8 b_1(u(8(i-1)+k)) \cdot 2^{k-1}, \end{cases} \quad (17)$$

where $b_1(u(8(i-1)+k)) = b(u(j)) \equiv 0$ for $j > 1$ and $b_1(1) = 1$. Combining Eqs. (16) and (17), it is concluded that

$$\begin{aligned} & (c(i) \oplus c(i-1)) \oplus (\tilde{c}_1(i) \oplus \tilde{c}_1(i-1)) \\ &= [p'(i)s(i) \dot{+} t(i)] \oplus [p'_1(i)s(i) \dot{+} t(i)] \\ &= \begin{cases} 0 & \text{if } i < i_1, \\ (0 \cdot s(i) \dot{+} t(i)) \oplus (2^{k_1} \cdot s(i) \dot{+} t(i)) & \text{if } i = i_1, \\ 0 & \text{if } i > i_1, \end{cases} \end{aligned} \quad (18)$$

where $i_1 = \lfloor u^{-1}(1)/8 \rfloor + 1$, $k_1 = u^{-1}(1) \bmod 8$ and $u(u^{-1}(i)) \equiv i$.

Given the secret key $(x_0, y_0, a, b, k', x'_0, k^\circ, x^\circ_0, \mu, x^*_0) = (0.346, 0.478, 1.644, 2.986, 4.434, 0.6435, 5.673, 0.523, 3.14, 0.34)$, which is exactly the same as that used in [9], we verify this statement by carrying out experiment to plain-image of size 128×128 . For illustration purpose, the cipher-images C and \tilde{C}_1 are altered using

$$\begin{cases} v(i) = c(i) \oplus c(i-1) \\ \tilde{v}_1(i) = c_1(i) \oplus c_1(i-1) \end{cases}$$

and the results are denoted as V and \tilde{V}_1 . Figs. 4(a) and 4(b) depict the cipher-image sequences corresponding to V and \tilde{V}_1 , respectively. The difference between V and \tilde{V}_1 is shown in Fig. 4(c). Now, it is clear that the relationship between $j = 1$ and $i = i_1$ can be readily identified.

Repeat this experiment for all the remaining bit locations, i.e., $j = 2 \sim 8L$, of B , then one can obtain the mapping between $j \in [1, 8L]$ and $i \in [1, L]$ in the same way.

To reveal the exact permutation key stream U , the left problem is to identify the relationship between j and k . To study this problem, we set $i = i_1$ and review Eq. (18)

$$\begin{aligned} y_1(i_1) &= (c(i_1) \oplus c(i_1-1)) \oplus (\tilde{c}_1(i_1) \oplus \tilde{c}_1(i_1-1)) \\ &= (0 \cdot s(i_1) \dot{+} t(i_1)) \oplus (2^{k_1} \cdot s(i_1) \dot{+} t(i_1)). \end{aligned}$$

Noting that the relationship between $j \in [1, 8L]$ and $i \in [1, L]$ is revealed, we can obtain the following system of equations

$$\begin{cases} y_2(i_1) = (0 \cdot s(i_1) \dot{+} t(i_1)) \oplus (2^{k_2} \cdot s(i_1) \dot{+} t(i_1)), \\ y_3(i_1) = (0 \cdot s(i_1) \dot{+} t(i_1)) \oplus (2^{k_3} \cdot s(i_1) \dot{+} t(i_1)), \\ y_4(i_1) = (0 \cdot s(i_1) \dot{+} t(i_1)) \oplus (2^{k_4} \cdot s(i_1) \dot{+} t(i_1)), \\ y_5(i_1) = (0 \cdot s(i_1) \dot{+} t(i_1)) \oplus (2^{k_5} \cdot s(i_1) \dot{+} t(i_1)), \\ y_6(i_1) = (0 \cdot s(i_1) \dot{+} t(i_1)) \oplus (2^{k_6} \cdot s(i_1) \dot{+} t(i_1)), \\ y_7(i_1) = (0 \cdot s(i_1) \dot{+} t(i_1)) \oplus (2^{k_7} \cdot s(i_1) \dot{+} t(i_1)), \\ y_8(i_1) = (0 \cdot s(i_1) \dot{+} t(i_1)) \oplus (2^{k_8} \cdot s(i_1) \dot{+} t(i_1)), \end{cases}$$

by setting the other 7 bits which will be permuted to the i_1 -th pixel location, i.e., $i_1 = \lfloor u^{-1}(j)/8 \rfloor + 1$, to 1.

Referring to Corollary 1, $s(i_1)$ and $u(i_1)$, elements of the equivalent key streams of S and T , can be determined by these equations. Simultaneously, the mapping between j and k_m ($m \in [1, 8]$) can be also identified by checking the bijection $y_n(i_1) \leftrightarrow k_m$ ($n \in [1, 8]$). Repeating this test for all the $L - 1$ pixels, the relationship between $j \in [1, 8L]$ and $k \in [1, 8]$ can be totally revealed together with the equivalent form of S and T . What is more, we conclude that the data complexity involved is $(8L + 1)$ in terms of number of chosen plain-images, which is linear to the size of the plain-image.

4.2. Revealing the equivalent diffusion key stream R

After recovering the permutation key stream U and the equivalent substitution key streams S and T , ICMPD becomes a diffusion-only cipher that governed by Eq. (8). Rewrite Eq. (16) as

$$r(i) = t(i) \oplus r(i) \oplus c(i) \oplus c(i - 1),$$

then one can calculate the key stream R using the chosen plain-image with fixed bit value 0 and its corresponding cipher-image. Finally, it is concluded that ICMPD can be broken at the cost of $8L + 1$ chosen plain-images and their corresponding cipher-images.

To verify our analysis, we set the secret key to $(0.346, 0.478, 1.644, 2.986, 4.434, 0.6435, 5.673, 0.523, 3.14, 0.34)$ and carry out some experiments to images of size 128×128 . Based on the assumption that the encryption machine can be temporarily accessed, we encrypt an image with all the pixels identical to zero. Then, we consecutively modify the value of $128 \times 128 \times 8$ bits of this zero image and obtain the corresponding $128 \times 128 \times 8$ cipher-images. The (equivalent) key streams U , S , T and R are deduced using the method described above. Then they are used to break the cipher-images shown in Fig. 3(c) and Fig. 3(d). The recovered result is depicted in Fig. 5(a) and Fig. 5(b), which coincides with the original plain-images shown in Fig. 3(a) and Fig. 3(b).

5. Discussion and conclusion

In this paper, we have evaluated a new image cryptosystem based on modified permutation-diffusion architecture [9] in a chosen plaintext attack scenario. As we claimed, the reason for the successful implementation of our CPA scheme is twofold: a) the iteration round of the permutation-diffusion round is merely one; b) the key schedule is independent from the encryption process. In concern to these problems, a simple remedy is to increase the iteration round [1, 2] based on a comprehensively quantitative study on the tradeoff between complexity and security. An alternative solution is to embed some feedback mechanism in the key schedule [5], such that the whole cryptosystem will operate in a supposedly one-time-pad manner. Thus the difficulty of the CPA analysis increases dramatically.

The goal of this paper is not to simply present our CPA method on a given image cryptosystem, but build a new framework to quantitatively study the security level of classical modulo then XORing operation and then apply this result to a new diffusion kernel. In this regard, the work shown in this paper would benefit the measure of security of image cryptosystem based on permutation-diffusion architecture, and thus the designing of practical schemes.

References

- [1] J. Fridrich, Symmetric ciphers based on two-dimensional chaotic maps, *International Journal of Bifurcation and Chaos* 8 (06) (1998) 1259–1284.
- [2] G. Chen, Y. Mao, C. K. Chui, A symmetric image encryption scheme based on 3D chaotic cat maps, *Chaos, Solitons & Fractals* 21 (3) (2004) 749–761.
- [3] K.-W. Wong, B. S.-H. Kwok, W.-S. Law, A fast image encryption scheme based on chaotic standard map, *Physics Letters A* 372 (15) (2008) 2645–2652.
- [4] Z.-L. Zhu, W. Zhang, K.-W. Wong, H. Yu, A chaos-based symmetric image encryption scheme using a bit-level permutation, *Information Sciences* 181 (6) (2011) 1171–1186.
- [5] L. Y. Zhang, X. Hu, Y. Liu, K.-W. Wong, J. Gan, A chaotic image encryption scheme owning temp-value feedback, *Communications in Nonlinear Science and Numerical Simulation* 19 (10) (2014) 3653–3659.
- [6] B. Norouzi, S. Mirzakuchaki, S. M. Seyedzadeh, M. R. Mosavi, A simple, sensitive and secure image encryption algorithm based on hyper-chaotic system with only one round diffusion process, *Multimedia tools and applications* 71 (3) (2014) 1469–1497.
- [7] Y.-G. Yang, Q.-X. Pan, S.-J. Sun, P. Xu, Novel image encryption based on quantum walks, *Scientific Reports* 5 (7784) (2015) 1–9. doi:10.1038/nphys1170.
- [8] C. E. Shannon, Communication theory of secrecy systems, *Bell system technical journal* 28 (4) (1949) 656–715.

- [9] H. Zhu, C. Zhao, X. Zhang, L. Yang, An image encryption scheme using generalized arnold map and affine cipher, *Optik-International Journal for Light and Electron Optics* 125 (22) (2014) 6672–6677.
- [10] D. Arroyo, J. Diaz, F. B. Rodriguez, Cryptanalysis of a one round chaos-based substitution permutation network, *Signal Processing* 93 (5) (2013) 1358–1364.
- [11] C. Li, L. Y. Zhang, R. Ou, K.-W. Wong, S. Shu, Breaking a novel colour image encryption algorithm based on chaos, *Nonlinear dynamics* 70 (4) (2012) 2383–2388.
- [12] X. Wang, D. Luan, X. Bao, Cryptanalysis of an image encryption algorithm using chebyshev generator, *Digital Signal Processing* 25 (2014) 244–247.
- [13] L. Zeng, R. Liu, L. Y. Zhang, Y. Liu, K.-W. Wong, Cryptanalyzing an image encryption algorithm based on scrambling and veginre cipher, *Multimedia Tools and Applications* (2015) 1–15.
- [14] C. Gangadhar, K. D. Rao, Hyperchaos based image encryption, *International Journal of Bifurcation and Chaos* 19 (11) (2010) 3833–3839.
- [15] K. Rao, C. Gangadhar, Modified chaotic key-based algorithm for image encryption and its VLSI realization, in: *Proceedings of the 2007 15th International Conference on Digital Signal Processing*, 2007, pp. 439–442.
- [16] J.-X. Chen, Z.-L. Zhu, H. Yu, A fast chaos-based symmetric image cryptosystem with an improved diffusion scheme, *Optik-International Journal for Light and Electron Optics* 125 (11) (2014) 2472–2478.
- [17] W. Zhang, H. Yu, Z.-L. Zhu, Color image encryption based on paired interpermuting planes, *Optics Communications* 338 (2015) 199–208.
- [18] C. Li, M. Z. Chen, K.-T. Lo, Breaking an image encryption algorithm based on chaos, *International Journal of Bifurcation and Chaos* 21 (07) (2011) 2067–2076.
- [19] C. Li, Y. Liu, L. Y. Zhang, M. Z. Chen, Breaking a chaotic image encryption algorithm based on modulo addition and XOR operation, *International Journal of Bifurcation and Chaos* 23 (04) (2013) 1–12.

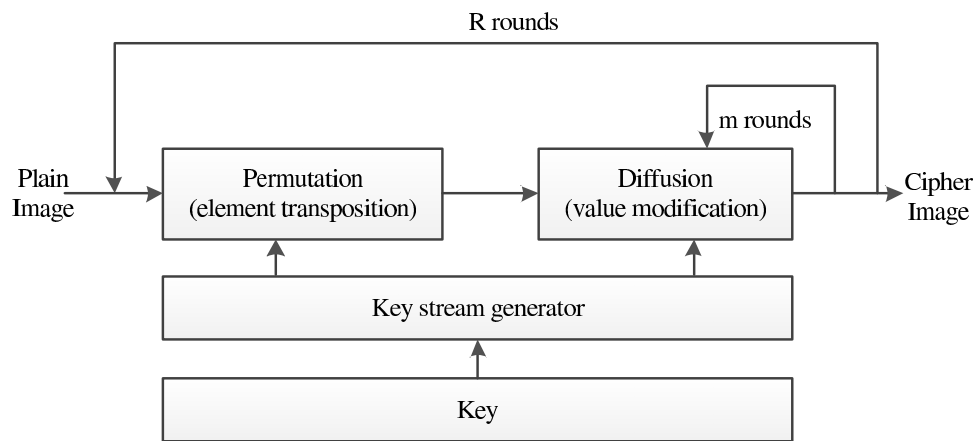


Figure 1: Block diagram of the permutation-diffusion structure proposed by Fridrich.

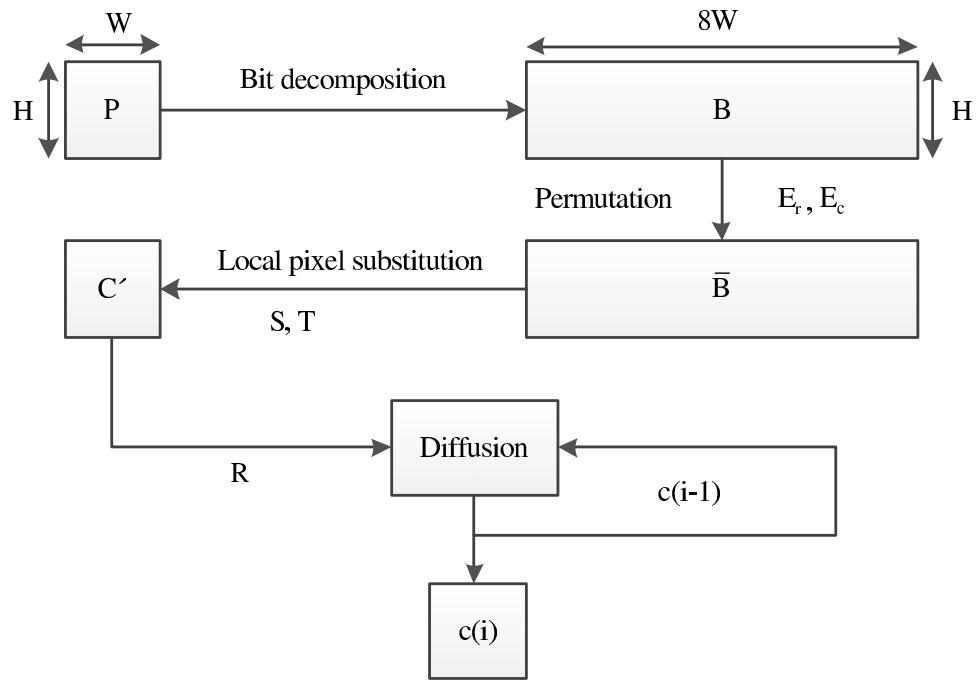


Figure 2: Schematic diagram of the modified permutation-diffusion structure of ICMPD.




Figure 3: Two plain-images and their corresponding cipher-images: (a) plain-image “Lena” of size 128×128 ; (b) plain-image “Peppers” of size 128×128 ; (c) cipher-image corresponding to “Lena”; (d) cipher-image corresponding to “Peppers”.




Figure 4: Two cipher-image sequences and the difference between them: (a) cipher-image sequence V corresponding to B ; (b) cipher-image sequence \tilde{V}_1 corresponding to \tilde{B}_1 ; (c) XOR between V and \tilde{V}_1 (for perceptual purpose, we artificially set the value of the pixels around the non-zero one to 128).



Figure 5: Application example of our chosen plaintext attack: (a) Recovered result from image shown in Fig. 3(c) using the obtained equivalent key streams; (b) Recovered result from image shown in Fig. 3(d) using the obtained equivalent key streams.