

A Survey of Large Language Models in Medicine: Progress, Application, and Challenge

Hongjian Zhou^{1,*}, Fenglin Liu^{1,*†}, Boyang Gu^{2,*}, Xinyu Zou^{3,*}, Jinfa Huang^{4,*}, Jing Wu⁵, Yiru Li⁶, Sam S. Chen⁷, Peilin Zhou⁸, Junling Liu⁹, Yining Hua¹⁰, Chengfeng Mao¹¹, Chenyu You¹², Xian Wu¹³, Yefeng Zheng¹³, Lei Clifton¹, Zheng Li^{14,†}, Jiebo Luo^{4,†}, David A. Clifton^{1,15,†}

* Core Contributors, ordered by a coin toss. † Corresponding Authors.

¹ University of Oxford, ² Imperial College London, ³ University of Waterloo,

⁴ University of Rochester, ⁵ University College London, ⁶ Western University,

⁷ University of Georgia, ⁸ Hong Kong University of Science and Technology (Guangzhou),

⁹ Alibaba, ¹⁰ Harvard T.H. Chan School of Public Health, ¹¹ Massachusetts Institute of Technology,

¹² Yale University, ¹³ Tencent, ¹⁴ Amazon, ¹⁵ Oxford-Suzhou Centre for Advanced Research

{hongjian.zhou@cs, fenglin.liu@eng, david.clifton@eng}.ox.ac.uk,

amzzhe@amazon.com, {jhuang90@ur, jluo@cs}.rochester.edu

ABSTRACT

Large language models (LLMs), such as ChatGPT, have received substantial attention due to their capabilities for understanding and generating human language. While there has been a burgeoning trend in research focusing on the employment of LLMs in supporting different medical tasks (e.g., enhancing clinical diagnostics, and providing medical education), a comprehensive review of these efforts, particularly their development, practical applications, and outcomes in medicine, remains scarce. Therefore, this review aims to provide a detailed overview of the development and deployment of LLMs in medicine, including the challenges and opportunities they face. In terms of development, we provide a detailed introduction to the principles of existing medical LLMs, including their basic model structures, number of parameters, and sources and scales of data used for model development. It serves as a guide for practitioners in developing medical LLMs tailored to their specific needs. In terms of deployment, we offer a comparison of the performance of different LLMs across various medical tasks, and further compare them with state-of-the-art lightweight models, aiming to provide a clear understanding of the distinct advantages and limitations of LLMs in medicine. Overall, in this review, we address the following study questions: 1) What are the practices for developing medical LLMs? 2) How to measure the medical task performance of LLMs in a medical setting? 3) How have medical LLMs been employed in real-world practice? 4) What challenges arise from the use of medical LLMs? and 5) How to more effectively develop and deploy medical LLMs? By answering these questions, this review aims to provide insights into the opportunities and challenges of LLMs in medicine and serve as a practical resource for constructing effective medical LLMs. We also maintain a regularly updated list of practical guides on medical LLMs at: <https://github.com/AI-in-Health/MedLLMsPracticalGuide>

1 Introduction

The recently emerged general large language models (LLMs)^{1,2}, such as PaLM³, LLaMA^{4,5}, GPT-series^{6,7}, and ChatGLM^{8,9}, have advanced the state-of-the-art in various natural language processing (NLP) tasks, including text generation, text summarization, and question answering. Inspired by these successes, several endeavors have been made to adapt general LLMs to the medicine domain, leading to the emergence of medical LLMs^{10,11}. For example, based on PaLM³ and GPT-4⁷, MedPaLM-2¹¹ and MedPrompt¹² have respectively achieved a competitive accuracy of 86.5 and 90.2 compared to human experts (87.0¹³) in the United States Medical Licensing Examination (USMLE)¹⁴. In particular, based on publicly available general LLMs (e.g. LLaMA^{4,5}), a wide range of medical LLMs, including ChatDoctor¹⁵, MedAlpaca¹⁶, PMC-LLaMA¹³, BenTsao¹⁷, and Clinical Camel¹⁸, have been introduced. As a result, medical LLMs have gained growing research interests in assisting medical professionals to improve patient care^{19,20}.

Although existing medical LLMs have achieved promising results, there are some key issues in their development and application that need to be addressed. First, many of these models primarily focus on medical dialogue and medical question-answering tasks, but their practical utility in clinical practice is often overlooked¹⁹. Recent research and reviews^{19,21,22} have begun to explore the potential of medical LLMs in different clinical scenarios, including Electronic Health Records (EHRs)²³,

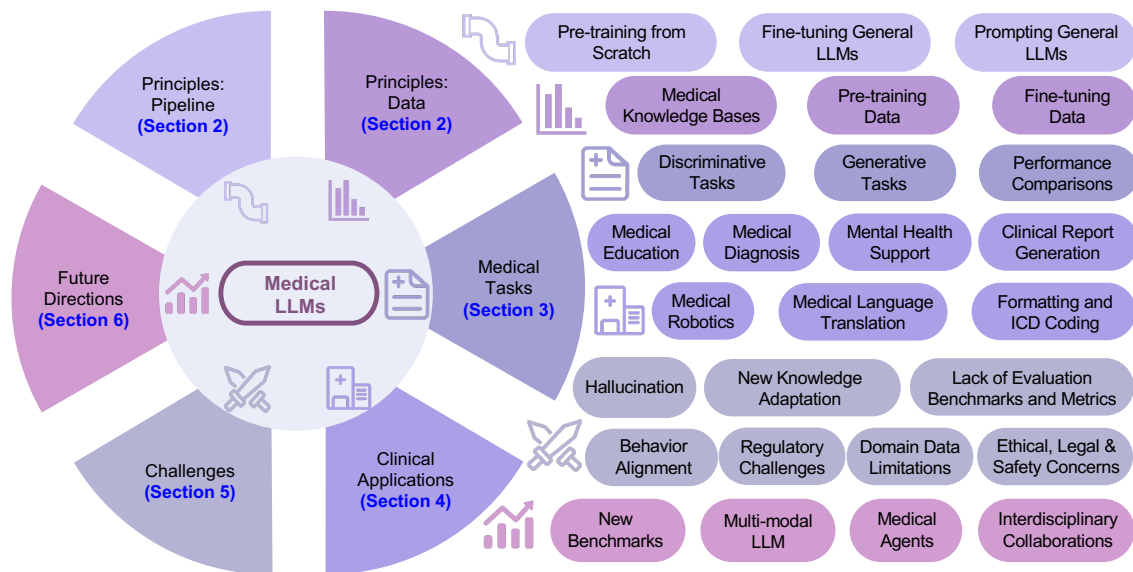


Figure 1. An overview of the practical guides for medical large language models.

discharge summary generation²⁰, health education²⁴, and care planning¹¹. However, they primarily focus on presenting clinical applications of LLMs, especially online commercial LLMs like ChatGPT (including GPT-3.5 and GPT-4⁷), without providing practical guidelines for the development of medical LLMs. Besides, they mainly perform case studies to conduct the human evaluation on a small number of samples, thus lacking evaluation datasets for assessing model performance in clinical scenarios. Second, most existing medical LLMs report their performances mainly on answering medical questions, neglecting other biomedical domains, such as medical language understanding and generation. These research gaps motivate this review which offers a comprehensive review of the development of LLMs and their applications in medicine. We aim to cover topics on existing medical LLMs, various medical tasks, clinical applications, and arising challenges.

As shown in Figure 1, this review seeks to answer the following questions. **Section 2:** What are LLMs? How can medical LLMs be effectively built? **Section 3:** How are the current medical LLMs evaluated? What capabilities do medical LLMs offer beyond traditional models? **Section 4:** How should medical LLMs be applied in clinical settings? **Section 5:** What challenges should be addressed when implementing medical LLMs in clinical practice? **Section 6:** How can we optimize the construction of medical LLMs to enhance their applicability in clinical settings, ultimately contributing to medicine and creating a positive societal impact?

For the first question, we analyze the foundational principles underpinning current medical LLMs, providing detailed descriptions of their architecture, parameter scales, and the datasets used during their development. This exposition aims to serve as a valuable resource for researchers and clinicians designing medical LLMs tailored to specific requirements, such as computational constraints, data privacy concerns, and the integration of local knowledge bases. For the second question, we evaluate the performance of medical LLMs across ten biomedical NLP tasks, encompassing both discriminative and generative tasks. This comparative analysis elucidates how these models outperform traditional AI approaches, offering insights into the specific capabilities that render LLMs effective in clinical environments. The third question, the practical deployment of medical LLMs in clinical settings, is explored through the development of guidelines tailored for seven distinct clinical application scenarios. This section outlines practical implementations, emphasizing specific functionalities of medical LLMs that are leveraged in each scenario. The fourth question emphasizes addressing the challenges associated with the clinical deployment of medical LLMs, such as the risk of generating factually inaccurate yet plausible outputs (hallucination), and the ethical, legal, and safety implications. Citing recent studies, we argue for a comprehensive evaluation framework that assesses the trustworthiness of medical LLMs to ensure their responsible and effective utilization in healthcare. For the last question, we propose future research directions to advance the medical LLMs field. This includes fostering interdisciplinary collaboration between AI specialists and medical professionals, advocating for a 'doctor-in-the-loop' approach, and emphasizing human-centered design principles.

By establishing robust training data, benchmarks, metrics, and deployment strategies through co-development efforts, we aim to accelerate responsible and efficacious integration of medical LLMs into clinical practice. This study therefore seeks to stimulate continued research and development in this interdisciplinary field, with the objective of realizing the profound potential of medical LLMs in enhancing clinical practice and advancing medical science for the betterment of society.

BOX 1: Background of Large Language Models (LLMs)

The impressive performance of LLMs can be attributed to Transformer-based language models, large-scale pre-training, and scaling laws.

Language Models A language model^{25,26,27} is a probabilistic model that models the joint probability distribution of tokens (meaningful units of text, such as words or subwords or morphemes) in a sequence, i.e., the probabilities of how words and phrases are used in sequences. Therefore, it can predict the likelihood of a sequence of tokens given the previous tokens, which can be used to predict the next token in a sequence or to generate new sequences.

The Transformer architecture The recurrent neural network (RNN)^{28,26} has been widely used for language modeling by processing tokens sequentially and maintaining a vector named hidden state that encodes the context of previous tokens. Nonetheless, sequential processing makes it unsuitable for parallel training and limits its ability to capture long-range dependencies, making it computationally expensive and hindering its learning ability for long sequences. The strength of the Transformer²⁹ lies in its fully attentive mechanism, which relies exclusively on the attention mechanism and eliminates the need for recurrence. When processing each token, the attention mechanism computes a weighted sum of the other input tokens, where the weights are determined by the relevance between each input token and the current token. It allows the model to adaptively focus on different parts of the sequence to effectively learn the joint probability distribution of tokens. Therefore, Transformer not only enables efficient modeling of long-text but also allows highly paralleled training³⁰, thus reducing training costs. They make the Transformer highly scalable, and therefore it is efficient to obtain LLMs through the large-scale pre-training strategy.

Large-scale Pre-training The LLMs are trained on massive corpora of unlabeled texts (e.g., CommonCrawl, Wiki, and Books) to learn rich linguistic knowledge and language patterns. The common training objectives are *masked language modeling (MLM)* and *next token prediction (NTP)*. In MLM, a portion of the input text is masked, and the model is tasked with predicting the masked text based on the remaining unmasked context, encouraging the model to capture the semantic and syntactic relationships between tokens³⁰; NTP is another common training objective, where the model is required to predict the next token in a sequence given the previous tokens. It helps the model to predict the next token⁶.

Scaling Laws LLMs are the scaled-up versions of Transformer architecture²⁹ with increased numbers of Transformer layers, model parameters, and volume of pre-training data. The “scaling laws”^{31,32} predict how much improvement can be expected in a

model’s performance as its size increases (in terms of parameters, layers, data, or the amount of training computed). The scaling laws proposed by OpenAI³¹ show that to achieve optimal model performance, the budget allocation for model size should be larger than the data.

The scaling laws proposed by Google DeepMind³² show that both model and data sizes should be increased in equal scales. The scaling laws guide researchers to allocate resources and anticipate the benefits of scaling models.

General Large Language Models Existing general LLMs can be divided into three categories based on their architecture (Table 1).

Encoder-only LLMs consisting of a stack of Transformer encoder layers, employ a bidirectional training strategy that allows them to integrate context from both the left and the right of a given token in the input sequence. This bi-directionality enables the models to achieve a deep understanding of the input sentences³⁰. Therefore, encoder-only LLMs are particularly suitable for language understanding tasks (e.g., sentiment analysis document classification) where the full context of the input is essential for accurate predictions. BERT³⁰ and DeBERTa³³ are the representative encoder-only LLMs.

Decoder-only LLMs utilize a stack of Transformer decoder layers and are characterized by their uni-directional (left-to-right) processing of text, enabling them to generate language sequentially. This architecture is trained unidirectionally using the next token prediction training objective to predict the next token in a sequence, given all the previous tokens. After training, the decoder-only LLMs generate sequences autoregressively (i.e. token-by-token). The examples are the GPT-series developed by OpenAI^{6,7}, the LLaMA-series developed by Meta^{4,5}, and the PaLM³ and Bard (Gemini)³⁴ developed by Google. Based on the LLaMA model, Alpaca³⁵ is fine-tuned with 52k self-instructed data supervision. In addition, Baichuan³⁶ is trained on approximately 1.2 trillion tokens that support bilingual communication in Chinese and English. These LLMs have been used successfully in language generation.

Encoder-decoder LLMs are designed to simultaneously process input sequences and generate output sequences. They consist of a stack of bidirectional Transformer encoder layers followed by a stack of unidirectional Transformer decoder layers. The encoder processes and understands the input sequences, while the decoder generates the output sequences^{8,9,37}. Representative examples of encoder-decoder LLMs include Flan-T5³⁸, and ChatGLM^{8,9}. Specifically, ChatGLM^{8,9} has 6.2B parameters and is a conversational open-source LLM specially optimized for Chinese to support Chinese-English bilingual question-answering.

Table 1. Summary of existing general (large) language models, their underlying structures, numbers of parameters, and datasets used for model training. Column “# params” shows the number of parameters, M: million, B: billion.

Domains	Model Structures	Models	# Params	Pre-train Data Scale
General-domain (Large) Language Models	Encoder-only	BERT ³⁰	110M/340M	3.3B tokens
		RoBERTa ³⁹	355M	161GB
		DeBERTa ³³	1.5B	160GB
	Decoder-only	GPT-2 ⁴⁰	1.5B	40GB
		Vicuna ⁴¹	7B/13B	LLaMA + 70K dialogues
		Alpaca ³⁵	7B/13B	LLaMA+ 52K IFT
		Mistral ⁴²	7B	-
		LLaMA ⁴	7B/13B/33B/65B	1.4T tokens
		LLaMA-2 ⁵	7B/13B/34B/70B	2T tokens
		LLaMA-3 ⁴³	8B/70B	15T tokens
		GPT-3 ⁶	6.7B/13B/175B	300B tokens
		Qwen ⁴⁴	1.8B/7B/14B/72B	3T tokens
		PaLM ³	8B/62B/540B	780B tokens
		FLAN-PaLM ³⁷	540B	-
		Gemini (Bard) ³⁴	-	-
		GPT-3.5 ⁴⁵	-	-
		GPT-4 ⁷	-	-
		Claude-3 ⁴⁶	-	-
	Encoder-Decoder	BART ⁴⁷	140M/400M	160GB
		ChatGLM ^{8,9}	6.2B	1T tokens
		T5 ³⁸	11B	1T tokens
		FLAN-T5 ³⁷	3B/11B	780B tokens
		UL2 ⁴⁸	19.5B	1T tokens
		GLM ⁹	130B	400B tokens

2 The Principles of Medical Large Language Models

Box 1 and Table 1 briefly introduce the background of general LLMs¹, e.g., GPT-4⁷. Table 2 summarizes the currently available medical LLMs according to their model development. Existing medical LLMs are mainly pre-trained from scratch, fine-tuned from existing general LLMs, or directly obtained through prompting to align the general LLMs to the medical domain. Therefore, we introduce the principles of medical LLMs in terms of these three methods: pre-training, fine-tuning, and prompting. Meanwhile, we further summarize the medical LLMs according to their model architectures in Figure 2.

Table 2. Summary of existing medical-domain LLMs, in terms of their model development, the number of parameters (# params), the scale of pre-training/fine-tuning data, and the data source. M: million, B: billion.

Domains	Model Development	Models	# Params	Data Scale	Data Source
Medical-domain LLMs (Sec. 2)	Pre-training (Sec. 2.1)	BioBERT ⁴⁹	110M	18B tokens	PubMed ⁵⁰ +PMC ⁵¹
		PubMedBERT ⁵²	110M/340M	3.2B tokens	PubMed ⁵⁰ +PMC ⁵¹
		SciBERT ⁵³	110M	3.17B tokens	Literature ⁵⁴
		ClinicalBERT ⁵⁵	110M	112k clinical notes	MIMIC-III ⁵⁶
		BioM-ELECTRA ⁵⁷	110M/335M	-	PubMed ⁵⁰
		BioMed-RoBERTa ⁵⁸	125M	7.55B tokens	S2ORC ⁵⁹
		BioLinkBERT ⁶⁰	110M/340M	21GB	PubMed ⁵⁰
		SciFive ⁶¹	220M/770M	-	PubMed ⁵⁰ +PMC ⁵¹
		ClinicalT5 ⁶²	220M/770M	2M clinical notes	MIMIC-III ⁵⁶
		BlueBERT ^{63,64,65}	110M/340M	>4.5B tokens	PubMed ⁵⁰ +MIMIC-III ⁵⁶
		MedCPT ⁶⁶	330M	255M articles	PubMed ⁵⁰
		BioGPT ⁶⁷	1.5B	15M articles	PubMed ⁵⁰
		BioMedLM ⁶⁸	2.7B	110GB	Pile ⁶⁹
		OphGLM ⁷⁰	6.2B	20k dialogues	MedDialog ⁷¹
		GatorTron ²³	8.9B	>82B tokens+6B tokens 2.5B tokens+0.5B tokens	EHRs ⁷³ +PubMed ⁵⁰ Wiki+MIMIC-III ⁵⁶
		GatorTronGPT ⁷²	5B/20B	277B tokens	EHRs ⁷²
		DoctorGLM ⁷³	6.2B	323MB dialogues	CMD ⁷⁴
	Fine-tuning (Sec. 2.2)	BianQue ⁷⁵	6.2B	2.4M dialogues	BianQueCorpus ⁷⁵
		ClinicalGPT ⁷⁶	7B	96k EHRs 192 medical QA 100k dialogues	MD-EHR ⁷⁶ VariousMedQA ¹⁴ MedDialog ⁷¹
		Qilin-Med ⁷⁷	7B	3GB	ChiMed ⁷⁷
		ChatDoctor ¹⁵	7B	110k dialogues	HealthCareMagic ⁷⁸ +Cliniq ⁷⁹
		BenTsao ¹⁷	7B	8k instructions	CMeKG-8K ⁸⁰
		HuatuoGPT ⁸¹	7B	226k instructions&dialogues	Hybrid SFT ⁸¹
		Baize-healthcare ⁸²	7B	101K dialogues	Quora+MedQuAD ⁸³
		BioMedGPT ⁸⁴	7B	>26B tokens	S2ORC ⁵⁹
		MedAlpaca ¹⁶	7B/13B	160k medical QA	Medical Meadow ¹⁶
		AlpaCare ⁸⁵	7B/13B	52k instructions	MedInstruct-52k ⁸⁵
		Zhongjing ⁸⁶	13B	70k dialogues	CMtMedQA ⁸⁶
		PMC-LLaMA ¹³	13B	79.2B tokens	Books+Literature ⁵⁹ +MedC-I ¹³
		CPLLM ⁸⁷	13B	109k EHRs	eICU-CRD ⁸⁸ +MIMIC-IV ⁸⁹
		OpenBioLLM ⁹⁰	8B/70B	-	-
		MEDITRON ^{91,92}	7B/70B	48.1B tokens	PubMed ⁵⁰ +Guidelines ⁹¹
		Clinical Camel ¹⁸	13B/70B	70k dialogues+100k articles 4k medical QA	ShareGPT ⁹³ +PubMed ⁵⁰ MedQA ¹⁴
		MedPaLM 2 ¹¹	340B	193k medical QA	MultiMedQA ¹¹
		Med-Gemini ^{94,95}	-	-	MedQA-R&RS ⁹⁵ +MultiMedQA ¹¹ +MIMIC-III ⁵⁶ +MultiMedBench ⁹⁶
	Prompting (Sec. 2.3)	CodeX ⁹⁷	GPT-3.5 / LLaMA-2	Chain-of-Thought (CoT) ⁹⁸	-
		DeID-GPT ⁹⁹	ChatGPT / GPT-4	Chain-of-Thought (CoT) ⁹⁸	-
		ChatCAD ¹⁰⁰	ChatGPT	Zero-shot Prompting	-
		Dr. Knows ¹⁰¹	ChatGPT	Zero-shot Prompting	UMLS ¹⁰²
		MedPaLM ¹⁰	PaLM (540B)	40 instructions	MultiMedQA ¹¹
		MedPrompt ¹²	GPT-4	Few-shot & CoT ⁹⁸	-
		Chat-Orthopedist ¹⁰³	ChatGPT	Retrieval-Augmented Generation (RAG)	PubMed+Guidelines ¹⁰⁴ + UpToDate ¹⁰⁵ +Dynam ¹⁰⁶
		QA-RAG ¹⁰⁷	ChatGPT	RAG	FDA QA ¹⁰⁷
		Almanac ¹⁰⁸	ChatGPT	RAG & CoT	Clinical QA ¹⁰⁸

2.1 Pre-training

Pre-training typically involves training an LLM on a large corpus of medical texts, including both structured and unstructured text, to learn the rich medical knowledge. The corpus may include EHRs⁷², clinical notes²³, and medical literature⁵⁵. In particular, PubMed⁵⁰, MIMIC-III clinical notes⁵⁶, and PubMed Central (PMC) literature⁵¹, are three widely used medical corpora for medical LLM pre-training. A single corpus or a combination of corpora may be used for pre-training. For example, PubMedBERT⁵² and ClinicalBERT⁵⁵ are pre-trained on PubMed and MIMIC-III, respectively. In contrast, BlueBERT⁶³ combines both corpora for pre-training; BioBERT⁴⁹ is pre-trained on both PubMed and PMC. The University of Florida (UF) Health EHRs are further introduced in pre-training GatorTron²³ and GatorTronGPT⁷². MEDITRON⁹¹ is pre-trained on Clinical Practice Guidelines (CPGs). The CPGs are used to guide healthcare practitioners and patients in making evidence-based decisions about diagnosis, treatment, and management.

To meet the needs of the medical domain, pre-training medical LLMs typically involve refining the following commonly used training objectives in general LLMs: masked language modeling, next sentence prediction, and next token prediction (Please see Box 1 for an introduction of these three pre-training objectives). For example, BERT-series models (e.g., BioBERT⁴⁹, PubMedBERT⁵², ClinicalBERT⁵⁵, and GatorTron²³) mainly adopt the masked language modeling and the next sentence prediction for pre-training; GPT-series models (e.g., BioGPT⁶⁷, and GatorTronGPT⁷²) mainly adopt the next token prediction

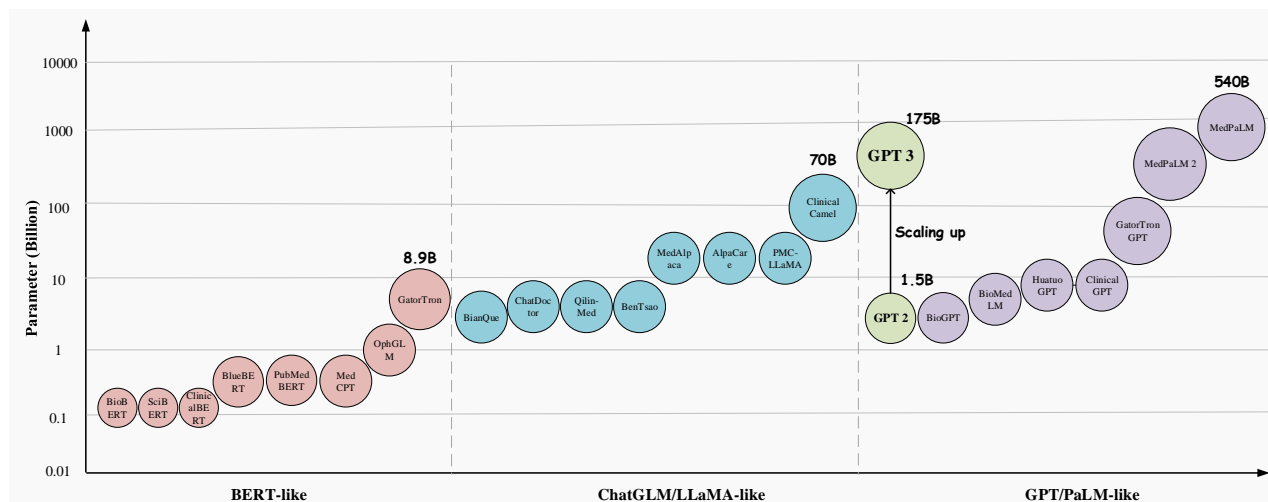


Figure 2. We adopt the data from Table 2 to demonstrate the development of model sizes for medical large language models in different model architectures, i.e., BERT-like, ChatGLM/LLaMA-like, and GPT/PaLM-like.

for pre-training. It is worth mentioning that BERT-like Medical LLMs (e.g. BioBERT⁴⁹, PubMedBERT⁵², Clinical BERT⁵⁵) are originally derived from the general domain BERT or RoBERTa models. To clarify the differences between different models, in our Table 2, we only show the data source used to further construct medical LLMs. After pre-training, medical LLMs can learn rich medical knowledge that can be leveraged to achieve strong performance on different medical tasks.

2.2 Fine-tuning

It is high-cost and time-consuming to train a medical LLM from scratch, due to its requirement of substantial (e.g. several days or even weeks) computational power and manual labor. One solution is to fine-tune the general LLMs with medical data, and researchers have proposed different fine-tuning methods^{11,16,18} for learning domain-specific medical knowledge and obtaining medical LLMs. Current fine-tuning methods include Supervised Fine-Tuning (SFT), Instruction Fine-Tuning (IFT), and Parameter-Efficient Fine-Tuning (PEFT). The resulting fine-tuned medical LLMs are summarized in Table 2.

Supervised Fine-Tuning (SFT) aims to leverage high-quality medical corpus, which can be physician-patient conversations¹⁵, medical question-answering¹⁶, and knowledge graphs^{77,17}. The constructed SFT data serves as a continuation of the pre-training data to further pre-train the general LLMs with the same training objectives, e.g. next token prediction. SFT provides an additional pre-training phase that allows the general LLMs to learn rich medical knowledge and align with the medical domain, thus transforming them into specialized medical LLMs.

The diversity of SFT enables the development of diverse medical LLMs by training on different types of medical corpus. For example, DoctorGLM⁷³ and ChatDoctor¹⁵ are obtained by fine-tuning the general LLMs ChatGLM^{8,9} and LLaMA⁴ on the physician-patient dialogue data, respectively. MedAlpaca¹⁶ based on the general LLM Alpaca³⁵ is fine-tuned using over 160,000 medical QA pairs sourced from diverse medical corpora. ClinicalCamel¹⁸ combines physician-patient conversations, clinical literature, and medical QA pairs to refine the LLaMA-2 model⁵. In particular, Qilin-Med⁷⁷ and Zhongjing⁸⁶ are obtained by incorporating the knowledge graph to perform fine-tuning on the Baichuan³⁶ and LLaMA⁴, respectively.

In summary, existing studies have demonstrated the efficacy of SFT in adapting general LLMs to the medical domain. They show that SFT improves not only the model’s capability for understanding and generating medical text, but also its ability to provide accurate clinical decision support¹⁰⁹.

Instruction Fine-Tuning (IFT) constructs instruction-based training datasets^{110,109,1}, which typically comprise instruction-input-output triples, e.g. instruction-question-answer. The primary goal of IFT is to enhance the model’s ability to follow various human/task instructions, align their outputs with the medical domain, and thereby produce a specialized medical LLM.

Thus, the main difference between SFT and IFT is that the former focuses primarily on injecting medical knowledge into a general LLM through continued pre-training, thus improving its ability to understand the medical text and accurately predict the next token. In contrast, IFT aims to improve the model’s *instruction following* ability and adjust its outputs to match the given instructions, rather than accurately predicting the next token as in SFT¹¹⁰. As a result, SFT emphasizes the *quantity* of training data, while IFT emphasizes their *quality* and *diversity*. Since IFT and SFT are both capable of improving model performance, there have been some recent works^{86,77,85} attempting to combine them for obtaining robust medical LLMs.

In other words, to enhance the performance of LLMs through IFT, it is essential to ensure that the training data for IFT are of high quality and encompass a wide range of medical instructions and medical scenarios. To this end, MedPaLM-2¹¹ invited qualified medical professionals to develop the instruction data for fine-tuning the general PaLM. BenTsao¹⁷ and ChatGLM-Med¹¹ constructed the knowledge-based instruction data from the knowledge graph. Zhongjing⁸⁶ further incorporated the multi-turn dialogue as the instruction data to perform IFT. MedAlpaca¹⁶ simultaneously incorporated the medical dialogues and medical QA pairs for instruction fine-tuning.

Parameter-Efficient Fine-Tuning (PEFT) aims to substantially reduce computational and memory requirements for fine-tuning general LLMs. The main idea is to keep most of the parameters in pre-trained LLMs unchanged, by fine-tuning only the smallest subset of parameters (or additional parameters) in these LLMs. Commonly used PEFT techniques include Low-Rank Adaptation (LoRA)¹¹², Prefix Tuning¹¹³, and Adapter Tuning^{114,115}.

In contrast to fine-tuning full-rank weight matrices, 1) **LoRA** preserves the parameters of the original LLMs and only adds trainable low-rank matrices into the self-attention module of each Transformer layer¹¹². Therefore, LoRA can substantially reduce the number of trainable parameters and improve the efficiency of fine-tuning, while still enabling the fine-tuned LLM to capture effectively the characteristics of the tasks. 2) **Prefix Tuning** takes a different approach from LoRA by adding a small set of continuous task-specific vectors (i.e. “prefixes”) to the input of each Transformer layer^{113,1}. These prefixes serve as the additional context to guide the generation of the model without changing the original pre-trained parameter weights. 3) **Adapter Tuning** involves introducing small neural network modules, known as adapters, into each Transformer layer of the pre-trained LLMs¹¹⁶. These adapters are fine-tuned while keeping the original model parameters frozen¹¹⁶, thus allowing for flexible and efficient fine-tuning. The number of trainable parameters introduced by adapters is relatively small, yet they enable the LLMs to adapt to clinical scenarios or tasks effectively.

In general, PEFT is valuable for developing LLMs that meet unique needs in specific (e.g. medical) domains, due to its ability to reduce computational demands while maintaining the model performance. For example, medical LLMs DoctorGLM⁷³, MedAlpaca¹⁶, Baize-Healthcare⁸², Zhongjing⁸⁶, CPLLM⁸⁷, and Clinical Camel¹⁸ adopted the LoRA¹¹² to perform parameter-efficient fine-tuning to efficiently align the general LLMs to the medical domain.

2.3 Prompting

Fine-tuning considerably reduces computational costs compared to pre-training, but it requires further model training and collections of high-quality datasets for fine-tuning, thus still consuming some computational resources and manual labor. In contrast, the “prompting” methods efficiently align general LLMs (e.g. PaLM³) to the medical domain (e.g., MedPaLM¹⁰), without training any model parameters. Popular prompting methods include In-Context Learning (ICL), Chain-of-Thought (CoT) prompting, Prompt Tuning, and Retrieval-Augmented Generation (RAG).

In-Context Learning (ICL) aims to directly give instructions to prompt the LLM to perform a task efficiently. In general, the ICL consists of four process: task understanding, context learning, knowledge reasoning, and answer generation. First, the model must understand the specific requirements and goals of the task. Second, the model learns to understand the contextual information related to the task with argument context. Then, use the model’s internal knowledge and reasoning capabilities to understand the patterns and logic in the example. Finally, the model generates the task-related answers. The advantage of ICL is that it does not require a large amount of labeled data for fine-tuning. Based on the type and number of input examples, ICL can be divided into three categories¹¹⁷. 1) **One-shot Prompting**: Only one example and task description are allowed to be entered. 2) **Few-shot Prompting**: Allows the input of multiple instances and task descriptions. 3) **Zero-shot Prompting**: Only task descriptions are allowed to be entered. ICL presents the LLMs making task predictions based on contexts augmented with a few examples and task demonstrations. It allows the LLMs to learn from these examples or demonstrations to accurately perform the task and follow the given examples to give corresponding answers⁶. Therefore, ICL allows LLMs to accurately understand and respond to medical queries. For example, MedPaLM¹⁰ substantially improves the task performance by providing the general LLM, PaLM³, with a small number of task examples such as medical QA pairs.

Chain-of-Thought (CoT) Prompting further improves the accuracy and logic of model output, compared with In-Context Learning. Specifically, through prompting words, CoT aims to prompt the model to generate intermediate steps or paths of reasoning when dealing with downstream (complex) problems⁹⁸. Moreover, CoT can be combined with few-shot prompting by giving reasoning examples, thus enabling medical LLMs to give reasoning processes when generating responses. For tasks involving complex reasoning, such as medical QA, CoT has been shown to effectively improve model performance^{10,11}. Medical LLMs, such as DeID-GPT⁹⁹, MedPaLM¹⁰, and MedPrompt¹², use CoT prompting to assist them in simulating a diagnostic thought process, thus providing more transparent and interpretable predictions or diagnoses. In particular, MedPrompt¹² directly prompts a general LLM, GPT-4⁷, to outperform the fine-tuned medical LLMs on medical QA without training any model parameters.

Prompt Tuning aims to improve the model performance by employing both prompting and fine-tuning techniques^{118,115}. The prompt tuning method introduces learnable prompts, i.e. trainable continuous vectors, which can be optimized or adjusted during the fine-tuning process to better adapt to different medical scenarios and tasks. Therefore, they provide a more flexible way of prompting LLMs than the “prompting alone” methods that use discrete and fixed prompts, as described above. In contrast to traditional fine-tuning methods that train all model parameters, prompt tuning only tunes a very small set of parameters associated with the prompts themselves, instead of extensively training the model parameters. Thus, prompt tuning effectively and accurately responds to medical problems¹², with minimal incurring computational cost.

Existing medical LLMs that employ the prompting techniques are listed in Table 2. Recently, MedPaLM¹⁰ and MedPaLM-2¹¹ propose to combine all the above prompting methods, resulting in Instruction Prompt Tuning, to achieve strong performances on various medical question-answering datasets. In particular, using the MedQA dataset for the US Medical Licensing Examination (USMLE), MedPaLM-2¹¹ achieves a competitive overall accuracy of 86.5% compared to human experts (87.0%), surpassing previous state-of-the-art method MedPaLM¹⁰ by a large margin (19%).

Retrieval-Augmented Generation (RAG) enhances the performance of LLMs by integrating external knowledge into the generation process. In detail, RAG can be used to minimize LLM’s hallucinations, obscure reasoning processes, and reliance on outdated information by incorporating external database knowledge¹¹⁹. RAG consists of three main components: retrieval, augmentation, and generation. The retrieval component employs various indexing strategies and input query processing techniques to search and top-ranked relevant information from an external knowledge base. The retrieved external data is then augmented into the LLM’s prompt, providing additional context and grounding for the generated response. By directly updating the external knowledge base, RAG mitigates the risk of catastrophic forgetting associated with model weight modifications, making it particularly suitable for domains with low error tolerance and rapidly evolving information, such as the medical field. In contrast to traditional fine-tuning methods, RAG enables the timely incorporation of new medical information without compromising the model’s previously acquired knowledge, ensuring the generated outputs remain accurate and up-to-date in the face of evolving medical challenges. Most recently, researchers proposed the first benchmark MIRAGE¹²⁰ based on medical information RAG, including 7,663 questions from five medical QA datasets, which has been established to both steer research and facilitate the practical deployment of medical RAG systems

In RAG, retrieval can be achieved by calculating the similarity between the embeddings of the question and document chunks, where the semantic representation capability of embedding models plays a key role. Recent research has introduced prominent embedding models such as AngIE¹²¹, Voyage¹²², and BGE¹²³. In addition to embedding, the retrieval process can be optimized via various strategies such as adaptive retrieval, recursive retrieval, and iterative retrieval^{124,125,126}. Several recent works have demonstrated the effectiveness of RAG in medical and pharmaceutical domains. Almanac¹⁰⁸ is a large language framework augmented with retrieval capabilities for medical guidelines and treatment recommendations, surpassing the performance of ChatGPT on clinical scenario evaluations, particularly in terms of completeness and safety. Another work QA-RAG¹⁰⁷ employs RAG with LLM for pharmaceutical regulatory tasks, where the model searches for relevant guideline documents and provides answers based on the retrieved guidelines. Chat-Orthopedist¹⁰³, a retrieval-augmented LLM, assists adolescent idiopathic scoliosis (AIS) patients and their families in preparing for meaningful discussions with clinicians by providing accurate and comprehensible responses to patient inquiries, leveraging AIS domain knowledge.

2.4 Discussion

This section discusses the principles of medical LLMs, including three types of methods for building models: pre-training, fine-tuning, and prompting. To meet the needs of practical medical applications, users can choose proper medical LLMs according to the magnitude of their own computing resources. Companies or institutes with massive computing resources can either pre-train an application-level medical LLM from scratch or fine-tune existing open-source general LLM models (e.g. LLaMA⁴³) using large-scale medical data. The results in existing literature (e.g. Med-PaLM2¹¹, MedAlpaca¹⁶ and Clinical Camel¹⁸) have shown that fine-tuning general LLMs on medical data can boost their performance of medical tasks. For example, Clinical Camel¹⁸, which is fine-tuned on the LLaMA-2-70B⁵ model, even outperforms GPT-4¹⁸. However, for small enterprises or individuals with certain computing resources, combining with the understanding of medical tasks and a reasonable combination of ICL, prompting engineering, and RAG, to prompt black-box LLMs may also achieve miraculous results. For example, MedPrompt¹² stimulates the commercial LLM GPT-4⁷ through an appropriate combination of prompt strategies to achieve comparable or even better results than fine-tuned medical LLMs (e.g. Med-PaLM2¹¹) and human experts, suggesting that a mix of prompting strategies is an efficient and green solution in the medical domain rather than fine-tuning.

3 Medical Tasks

In this section, we will introduce two popular types of medical machine learning tasks: generative and discriminative tasks, including ten representative tasks that further build up clinical applications. Figure 3 illustrates the performance comparisons




Figure 3. Performance (Dataset-Metric (Task)) comparison between the GPT-3.5 turbo, GPT-4, state-of-the-art task-specific lightweight models (Fine-tuned), and human experts, on seven medical tasks across eleven datasets. All data presented in our Figures originates from published and peer-reviewed literature. Please refer to the supplementary material for the detailed data.

between different LLMs. For clarity, we will only cover a general discussion of those tasks. The detailed definition of the task and the performance comparisons can be found in our supplementary material.

3.1 Discriminative Tasks

Discriminative tasks are for categorizing or differentiating data into specific classes or categories based on given input data. They involve making distinctions between different types of data, often to categorize, classify, or extract relevant information from structured text or unstructured text. The representative tasks include Question Answering, Entity Extraction, Relation Extraction, Text Classification, Natural Language Inference, Semantic Textual Similarity, and Information Retrieval.

The typical input for discriminative tasks can be medical questions, clinical notes, medical documents, research papers, and patient EHRs. The output can be labels, categories, extracted entities, relationships, or answers to specific questions, which are often structured and categorized information derived from the input text. In existing LLMs, the discriminative tasks are widely studied and used to make predictions and extract information from input text.

For example, based on medical knowledge, medical literature, or patient EHRs, the medical question answering (QA) task can provide precise answers to clinical questions, such as symptoms, treatment options, and drug interactions. This can help clinicians make more efficient and accurate diagnoses^{10,11,19}. Entity extraction can automatically identify and categorize critical information (i.e. entities) such as symptoms, medications, diseases, diagnoses, and lab results from patient EHRs, thus assisting in organizing and managing patient data. The following entity linking task aims to link the identified entities in a structured knowledge base or a standardized terminology system, e.g., SNOMED CT¹²⁷, UMLS¹⁰², or ICD codes¹²⁸. This task is critical in clinical decision support or management systems, for better diagnosis, treatment planning, and patient care.

Performance Comparisons Figure 3 shows that some existing general LLMs (e.g. GPT-3.5-turbo and GPT-4⁷) have achieved strong performance on existing medical machine learning tasks. This is most noticeable for the QA task where GPT-4 (shown in the blue line in Figure 3) consistently outperforms existing task-specific fine-tuned models and is even comparable to human experts (shown in the purple line). The QA datasets of evaluation include MedQA (USMLE)¹⁴, PubMedQA¹²⁹, and MedMCQA¹³⁰. To better understand the QA performance of existing medical LLMs, in Figure 4, we further demonstrate the QA performance of medical LLMs on the MedQA dataset over time in different model development types. It also clearly shows that current works, e.g., MedPrompt¹², have successfully proposed several prompting methods to enable LLMs to outperform human experts.

However, on the non-QA tasks, as shown in Figure 3, the existing general LLMs perform worse than the task-specific fine-tuned models. For example, on the entity extraction task using the NCBI disease dataset¹³¹, the state-of-the-art task-specific

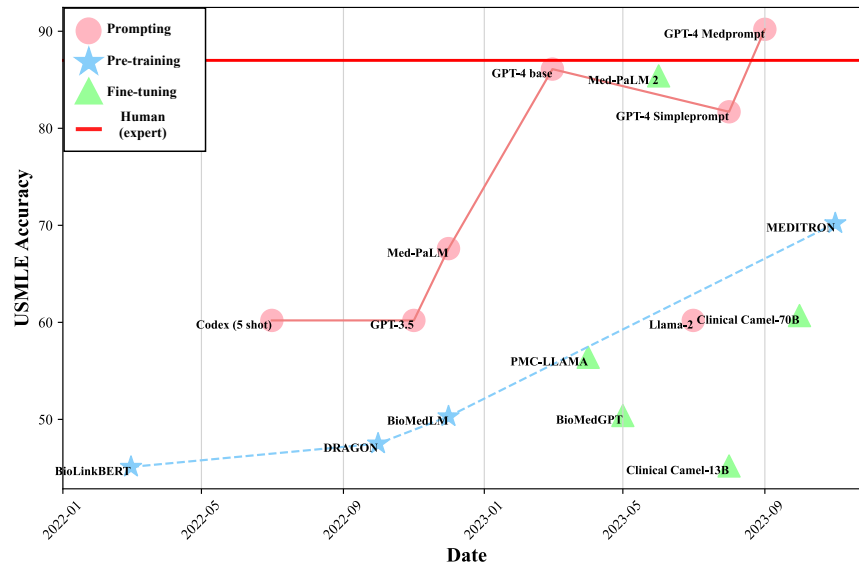


Figure 4. We demonstrate the development of medical large language models over time in different model development types through the scores of the United States Medical Licensing Examination (USMLE) from the MedQA dataset.

fine-tuned model BioBERT⁴⁹ achieves an F1 score of 89.36, substantially exceeding the F1 score of 56.73 by GPT-4. We hypothesize that the reason for the strong QA capability of the current general LLMs is that the QA task is close-ended; i.e. the correct answer is already provided by multiple candidates. In contrast, most non-QA tasks are open-ended where the model has to predict the correct answer from a large pool of possible candidates, or even without any candidates provided.

Overall, the comparison proves that the current general LLMs have a strong question-answering capability, however, the capability on other tasks still needs to be improved. Therefore, we advocate that the evaluation of medical LLMs should be extended to a broad range of tasks including non-QA tasks, instead of being limited mainly to medical QA tasks. Hereafter, we will discuss specific clinical applications of LLMs, followed by their challenges and future directions.

3.2 Generative Tasks

Different from discriminative tasks that focus on understanding and categorizing the input text, generative tasks require a model to accurately generate fluent and appropriate *new* text based on given inputs. These tasks include medical text summarization^{132,133}, medical text generation⁶⁷, and medical text simplification¹³⁴.

For medical text summarization, the input and output are typically long and detailed medical text (e.g. “Findings” in radiology reports), and a concise summarized text (e.g., the “Impression” in radiology reports). Such text contains important medical information that enables clinicians and patients to efficiently capture the key points without going through the entire text. It can also help medical professionals to draft clinical notes by summarizing patient information or medical histories.

In medical text generation, e.g. discharge instruction generation¹³⁵, the input can be medical conditions, symptoms, patient demographics, or even a set of medical notes or test results. The output can be a diagnosis recommendation of a medical condition, personalized instructional information, or health advice for the patient to manage their condition outside the hospital.

Medical text simplification¹³⁴ aims to generate a simplified version of the complex medical text by, for example, clarifying and explaining medical terms. Different from text summarization, which concentrates on giving shortened text while maintaining most of the original text meanings, text simplification focuses more on the readability part. In particular, complicated or opaque words will be replaced; complex syntactic structures will be improved; and rare concepts will be explained³⁸. Thus, one example application is to generate easy-to-understand educational materials for patients from complex medical texts. It is useful for making medical information accessible to a general audience, without altering the essential meaning of the texts.

4 Clinical Applications

As shown in Figure 5, this section discusses the clinical applications of LLMs. Each subsection contains a specific application and discusses how LLMs perform this task. Table 3 summarizes the guidelines on how to select, build, and evaluate medical LLMs for various clinical applications.

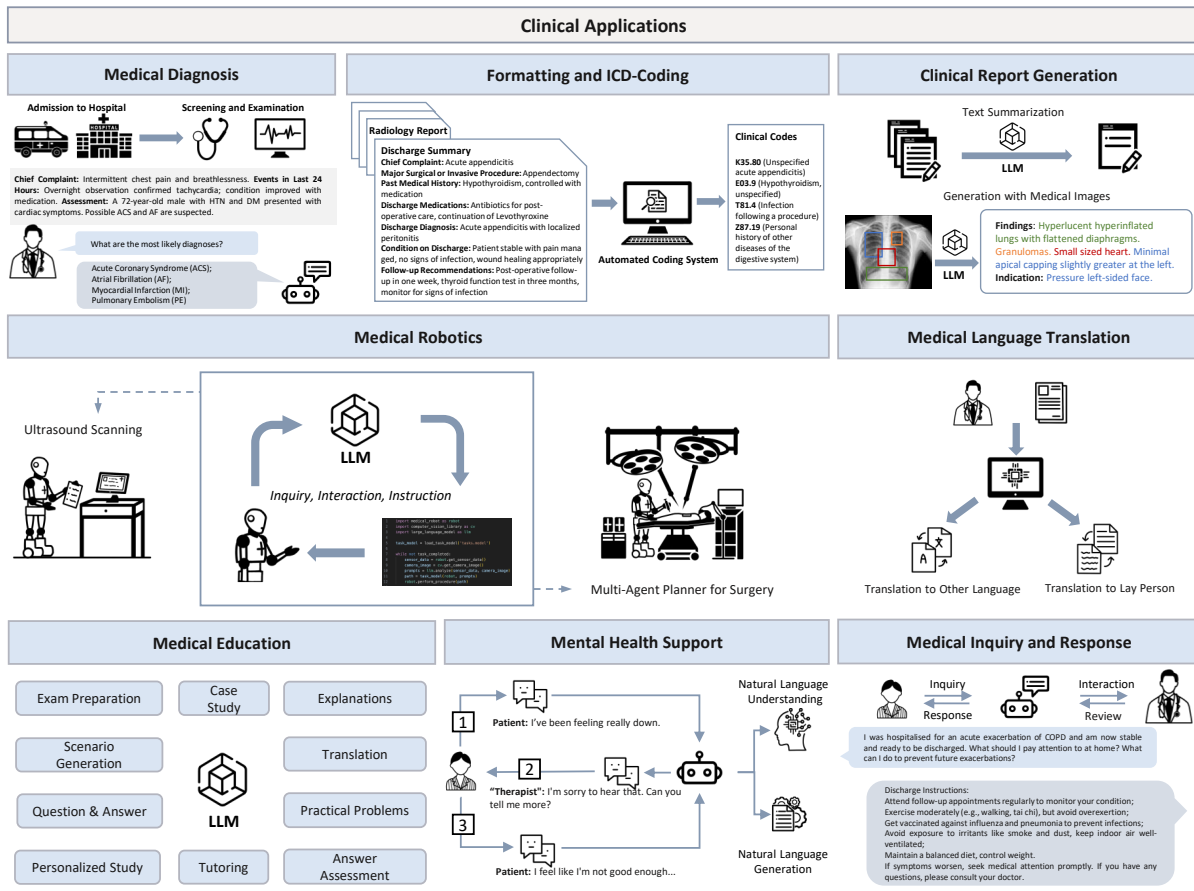


Figure 5. Integrated overview of potential applications^{101,136,137,138,139} of large language models in medicine.

4.1 Medical Diagnosis

Medical diagnosis involves the medical practitioner using objective medical data from tests and self-described subjective symptoms to conclude the most likely health problem occurring in the patient¹⁸². This heavily relies on the synthesis and interpretation of vast amounts of information from various sources, including patient medical histories, clinical data, and the latest medical literature. The advent of large language models has opened up new opportunities for enhancing medical diagnostic processes. These advanced natural language processing models can rapidly process and comprehend massive volumes of medical data, literature, and legal guidelines, potentially aiding healthcare professionals in making more informed and legally sound diagnostic decisions^{182,19}.

Guideline Dr. Knows¹⁰¹ extracts knowledge graph from the unified medical language system (UMLS)¹⁰² for identifying likely diagnoses from patient medical records. It is then further fine-tuned T5 models using these diagnoses as prompts and leveraged zero-shot prompting for ChatGPT, demonstrating improved diagnosis prediction accuracy by utilizing the knowledge graph. An alternative is DDx PaLM-2¹⁴⁰, which builds on Google's PaLM-2 and is further fine-tuned with medical datasets for zero-shot prompting. It can engage in conversations and collaborate with clinicians, allowing them to interactively identify potential diagnoses for complex medical conditions while improving the doctors' diagnostic reasoning abilities through the interactive process. Recent advancement in multimodal LLMs allows AI to understand more complex medical knowledge and data with multimodality¹⁸³. Notable examples include Med-Flamingo¹⁴¹, LLaVA-Med¹⁴⁴, and Med-Gemini⁹⁵. Med-Flamingo¹⁴¹ builds on Google's vision-language model Flamingo and is pre-trained with medical image-text data. LLaVA-Med¹⁴⁴, proposed by Microsoft, builds on the LLaVA model and is trained with a two-stage medical concept alignment and medical instruction tuning using 660k samples. Google's powerful Med-Gemini⁹⁵ builds upon the Gemini foundation and is further fine-tuned with large-scale medical multimodal data, highlighting its capabilities in multimodal understanding and long-context processing. In training and evaluating these models, commonly utilized datasets include the MIMIC series, such as MIMIC-III⁵⁶ and MIMIC-IV⁸⁹ discharge summaries, as well as question answering datasets such as MultiMedQA¹⁸⁴, which constructed from various resources covering patient cases from PubMed articles and textbooks. For multimodal data,

Table 3. Summary of existing medical LLMs tailored to various clinical applications, in terms of their architecture, model development, the number of parameters, the scale of PT/FT data, and the data source. M: million, B: billion. PT: Pre-training. FT: Fine-tuning. ICL: In-Context Learning. CoT: Chain-of-Thought prompting. RAG: Retrieval-Augmented Generation.

Application	Model	Architecture	Model Development	# Params	Data Scale	Data Source
Medical Diagnosis (Sec. 4.1)	Dr. Knows ¹⁰¹	GPT-3.5	ICL	154B	5820 notes	MIMIC-III ⁵⁶ +IN-HOUSE ¹⁰¹
	DDx PaLM-2 ¹⁴⁰	PaLM-2	FT & ICL	340B	-	MultiMedQA ¹¹ +MIMIC-III ⁵⁶
	Med-Gemini ⁹⁵	Gemini	FT & CoT	-	-	MedQA-R/RS ⁹⁵ +MultiMedQA ¹¹ MIMIC-III ⁵⁶ +MultiMedBench ⁹⁶
	Med-Flamingo ¹⁴¹	ViT+LLaMA-7B	FT	-	600k pairs	Multimodal Textbook ¹⁴¹ +PMC-OA ¹⁴¹ VQA-RAD ¹⁴² +PathVQA ¹⁴³
	LLaVA-Med ¹⁴⁴	ViT+LLaMA-7B	FT	-	660k pairs	PMC-15M ¹⁴⁴ +VQA-RAD ¹⁴² SLAKE ¹⁴⁵ +PathVQA ¹⁴³
Formatting & ICD-Coding (Sec. 4.2)	PLM-ICD ¹⁴⁶	RoBERTa	FT	355M	70,539 notes	MIMIC-II ¹⁴⁷ +MIMIC-III ⁵⁶
	DRG-LLaMA ¹⁴⁸	LLaMA-7B	FT	7B	25k pairs	MIMIC-IV ¹⁴⁹
	ChatICD ¹⁵⁰	ChatGPT	ICL	-	10k pairs	MIMIC-III ⁵⁶
	LLM-codex ¹⁵¹	ChatGPT+LSTM	ICL	-	-	MIMIC-III ⁵⁶
Clinical Report Generation (Sec. 4.3)	ImpressionGPT ¹⁵²	ChatGPT	ICL & RAG	110M	184k reports	MIMIC-CXR ¹⁴⁹ +IU X-ray ¹⁵³
	RadAdapt ¹⁵⁴	T5	FT	223M, 738M	80k reports	MIMIC-III ⁵⁶
	ChatCAD ¹⁰⁰	GPT-3	ICL	175B	300 reports	MIMIC-CXR ¹⁴⁹
	MAIRA-1 ¹⁵⁵	ViT+Vicuna-7B	FT	8B	337k pairs	MIMIC-CXR ¹⁴⁹
Medical Robotics (Sec. 4.4)	RadFM ¹⁵⁶	ViT+LLaMA-13B	PT& FT	14B	32M pairs	MedMD ¹⁵⁶
	SuFIA ¹⁵⁷	GPT-4	ICL	-	4 tasks	ORBIT-Surgical ¹⁵⁸
	UltrasoundGPT ¹⁵⁹	GPT-4	ICL	-	522 tasks	-
Medical Language Translation (Sec. 4.5)	Robotic X-ray ¹⁶⁰	GPT-4	ICL	-	-	-
	Medical mT5 ¹⁶¹	T5	PT	738M, 3B	4.5B pairs	PubMed ⁵⁰ +EMEA ¹⁶² ClinicalTrials ¹⁶³ , etc.
	Apollo ¹⁶⁴	Qwen	PT & FT	1.8B-7B	2.5B pairs	ApolloCorpora ¹⁶⁴
	BiMediX ¹⁶⁵	Mistral	FT	13B	1.3M pairs	BiMed1.3M ¹⁶⁵
Medical Education (Sec. 4.6)	Biomed-sum ¹⁶⁶	BART	FT	406M	27k papers	BioCiteDB ¹⁶⁶
	RALL ¹⁶⁷	BART	FT & RAG	406M	63k pairs	CELLS ¹⁶⁶
	ChatGPT ¹⁶⁸	GPT-3.5/GPT-4	ICL	-	-	-
Mental Health Support (Sec. 4.7)	Med-Gemini ⁹⁵	Gemini	FT & CoT	-	-	MedQA-R/RS ⁹⁵ +MultiMedQA ¹¹ MIMIC-III ⁵⁶ +MultiMedBench ⁹⁶
	PsyChat ¹⁶⁹	ChatGLM	FT	6B	350k pairs	Xingling ¹⁶⁹ +Smilechat ¹⁶⁹
	ChatCounselor ¹⁷⁰	Vicuna	FT	7B	8k instructions	Psych8K ¹⁷⁰
Medical Inquiry and Response (Sec. 4.8)	Mental-LLM ¹⁷¹	Alpaca, FLAN-T5	FT & ICL	7B, 11B	31k pairs	Dreaddit ¹⁷² +DepSeverity ¹⁷³ +SDCNL ¹⁷⁴ CSSRS-Suicide ¹⁷⁵ +Red-Sam ¹⁷⁶ Twt-60Users ¹⁷⁷ +SAD ¹⁷⁸
	AMIE ¹⁷⁹	PaLM2	FT	340B	>2M pairs	MedQA ¹⁴ +MultiMedBench ⁹⁶ MIMIC-III ⁵⁶ +real-world dialogue ¹⁷⁹
	Healthcare Copilot ¹⁸⁰	ChatGPT	ICL	-	-	MedDialog ¹⁸⁰
	Conversational Diagnosis ¹⁸¹	GPT-4/LLaMA	ICL	-	40k pairs	MIMIC-IV ⁸⁹

VQA-RAD (radiology)¹⁴², SLAKE (radiology)¹⁴⁵, and PathVQA (pathology)¹⁴³ are frequently employed. Most benchmarking efforts involve both quantitative evaluation metrics and human evaluations. These models have demonstrated their effectiveness and the potential for substantial improvements in medical diagnosis tasks.

Discussion One distinct limitation of using LLMs as the sole tool for medical diagnosis is the heavy reliance on subjective text inputs from the patient. Since LLMs are text-based, they lack the inherent capability to analyze medical diagnostic imagery. Given that objective medical diagnoses frequently depend on visual images, LLMs are often unable to directly conduct diagnostic assessments as they lack concrete visual evidence to support disease diagnosis¹⁸⁵. However, they can help with diagnosis as a logical reasoning tool for improving accuracy in other vision-based models. One such example is ChatCAD¹⁰⁰, where images are first fed into an existing computer-aided diagnosis (CAD) model to obtain tensor outputs. These outputs are translated into natural language, which is subsequently fed into ChatCAD to summarize results and formulate diagnoses. ChatCAD achieves a recall score of 0.781, substantially higher than that (0.382) of the state-of-the-art task-specific model. Nevertheless, all the aforementioned methods of implementing LLMs cannot directly process images; instead, they either rely on transforming images into text beforehand or rely on an external separate vision encoder to embed images.

4.2 Formatting and ICD-Coding

The international classification of diseases (ICD)¹²⁸ is a method of standardizing diagnostic and procedural information of a clinical session. These ICD codes are recorded in the patient's EHRs every doctor visit. They are also used for tracking health metrics, treatment outcomes, and billing. There is a need to automate the ICD labeling process because its manual entry process is very time-consuming for doctors. Formatting and ICD-Coding usually involve entity extraction, relation extraction, text generation, and information retrieval. LLMs can help automate ICD coding by extracting medical terms from clinical notes and assigning corresponding ICD codes^{186,136}.

Guideline For example, PLM-ICD¹⁴⁶ builds upon the RoBERTa model³⁹, fine-tuning it specifically for ICD coding and achieving strong performance on 70,539 notes from the MIMIC-II and MIMIC-III datasets⁵⁶, as evaluated by accuracy. The base model used in PLM-ICD is domain-specific with medicine-specific knowledge to enhance the ability to understand medical terms. PLM-ICD uses segment pooling, the algorithm that divides long input texts into shorter representations using LLMs when the input surpasses the maximum allowable length. Lastly, it relates the encoding to the augmented labels to output ICD codes for each clinical input. PLM-ICD produced a higher AUC score than previous state-of-the-art lightweight models¹⁴⁶. DRG-LLaMA¹⁴⁸ leverages the LLaMA model and applies parameter-efficient fine-tuning techniques, such as LoRA, to adapt the model to this task. ChatICD¹⁵⁰ and LLM-codex¹⁵¹ both utilize the ChatGPT model with prompts for ICD coding. However, LLM-codex¹⁵¹ takes this a step further by training an LSTM model on top of the ChatGPT responses, demonstrating its strong performance. ICD coding can be formulated as a multi-label classification task, and most work in this area utilizes the MIMIC-III dataset for training and evaluation. Models are typically assessed based on their F1 score, AUC, and Precision@k, considering either the top 50 most frequent labels or the full label set.

Discussion One challenge while deploying LLMs for clinical coding is the potential biases and hallucinations. In particular, traditional multi-label classification models can easily constrain their outputs to a predefined list of (usually >1000) ICD candidate codes through a classification neural network. In contrast, generative LLMs can suffer from major hallucinations while the input text is lengthy. As a result, the LLM may assign an ICD code that is not in the candidate list or a non-existent ICD code to the input text. It leads to confusion when interpreting medical records²³ and is, therefore, crucial to establish a proactive mechanism to detect and rectify errors before they enter patient EHRs.

4.3 Clinical Report Generation

Clinical reports, such as radiology reports, discharge summaries, and patient clinic letters, refer to standardized documentation that healthcare workers complete after each patient visit¹⁸⁷. Therefore, clinical report generation usually involves text generation/summarization, and information retrieval. A large portion of the report is often medical diagnostic results. It is typically tedious for overworked clinicians to write clinical reports, and thus they are often incomplete or error-prone. Meanwhile, LLMs can be used intuitively as a summarization tool to help with clinical report generation. In this instance, LLMs act as an assistant tool for clinicians which helps improve efficiency and reduce potential errors in lengthy reports^{20,188,135}.

Another popular approach to generating clinical reports using LLMs involves incorporating a vision-based model to provide complementary information^{100,156,189}. The vision model analyzes the input medical image and generates an annotation, which serves as a direct and supplementary input to the LLM alongside additional text prompts. By leveraging the combination of visual and textual information, the LLM produces accurate and fluent reports that adhere to the specified parameters and structure.

Guideline For radiology report generation, general medical vision-language models like Med-Gemini⁹⁵, LLaVA-Med¹⁴⁴, and Med-Flamingo¹⁴¹ can be utilized, but models trained specifically on radiographs, such as ChatCAD¹⁰⁰, MAIRA-1¹⁵⁵ and RadFM¹⁵⁶, have shown superior performance than the general medical ones. Alternatively, language models like ImpressionGPT¹⁵² leverage textual data for report summarization, employing dynamic prompt generation and iterative optimization. RadAdapt¹⁵⁴ systematically evaluates various language models and lightweight adaptation methods, achieving optimal performance through pre-training on clinical text and parameter-efficient fine-tuning with LoRA, investigating the impact of few-shot prompting. In terms of evaluation, most work uses MIMIC-III or MIMIC-IV notes for training and evaluation, as it is the largest publicly available free-text EHRs. Common automatic evaluation metrics includes lexical methods such as BLEU¹⁹⁰, ROUGE¹⁹¹, METEOR¹⁹², semantic-based methods such as BERTScore¹⁹³, and radiology-specific metrics such as CheXbert similarity¹⁹⁴, RadGraph¹⁹⁵, RadCliQ¹⁹⁶.

Discussion While LLMs have demonstrated the ability to generate clinical reports that are more comprehensive and precise than those written by human counterparts¹³³, they still face challenges in terms of hallucinations and literal interpretation of inputs, lacking the assumption-based perspective often employed by human doctors. Moreover, LLM-generated reports tend to be less concise compared to human-written ones. The evaluation of LLMs in this domain is particularly challenging due to the specialized nature of the content and the generative nature of the task. Current automatic evaluation methods for clinical report

generation primarily focus on lexical metrics, which can lead to biased and inaccurate assessments of the contextual information present in the reports¹⁹⁷. For instance, consider two sentences with similar meanings but different wordings: “The patient’s blood glucose level is within normal limits” and “The patient does not exhibit signs of hyperglycemia”. While both convey the absence of hyperglycemia, lexical evaluation metrics may struggle to accurately capture their semantic equivalence, as they rely on direct word-level comparisons. This discrepancy highlights the need for more sophisticated evaluation techniques that can account for the nuances and variations in expressing clinical information. Developing evaluation methods that go beyond surface-level similarities and consider the underlying medical context is crucial for ensuring the reliability and usefulness of LLMs in generating clinical reports.

4.4 Medical Robotics

Medical robotics are revolutionizing healthcare, offering precision in ultrasound scanning, diagnostic analyses, and multi-agent surgical planning^{159,160,157}. These intelligent systems enhance the medical workforce, bridge gaps in staffing, and perform tasks that extend human physical limits. Incorporating LLMs, robots interpret environmental data to navigate and execute complex tasks.

Incorporating LLMs, robots interpret environmental data to navigate and execute complex tasks. The Graph-based Robotic Instruction Decomposer¹⁹⁸ exemplifies this by utilizing natural language for route planning. This method has been shown to outperform GPT-4 by over 25.4% accuracy in simultaneously predicting the correct action and object, as well as 43.6% accuracy in correctly predicting instruction tasks¹⁹⁸.

Moreover, robotics in surgery now involve multi-agent planning systems¹⁹⁹. Such systems involve a symphony of robotic units working collaboratively, each programmed to perform specific tasks that complement one another. For example, one robotic arm may be responsible for precise incisions while another manages real-time imaging, providing surgeons with a dynamic view of the operation. This orchestrated approach enhances surgical accuracy, reduces procedure times, and minimizes patient recovery periods. In diagnostics, robots leverage the power of data analytics to sift through extensive EHRs, identifying patterns and anomalies that may elude the human eye²⁰⁰.

Using LLMs in medical robotics can also improve human-computer interactions. Robots with improved interactivity may recognize human emotions and requests through natural language inputs. This makes patient communication with robots less intimidating and more user-friendly than existing implementations^{201,137}.

Guideline SuFIA¹⁵⁷ incorporates the strong reasoning capabilities of LLMs with perception modules to implement high-level planning and low-level control of a robot for surgical sub-task execution, with the current best results obtained via API calls to GPT-4 Turbo. While measures are incorporated to improve safety and reliability, deploying autonomous or semi-autonomous robotic surgical assistants (RSAs) in real-world scenarios still has the potential risks from unexpected circumstances. Another work UltrasoundGPT¹⁵⁹ proposes an ultrasound-bodied intelligence system equipping ultrasound robots with LLMs and domain knowledge¹⁵⁹. It designs an ultrasound operation knowledge database for the LLM to enable precise motion planning. A dynamic scanning strategy based on prompt engineering allows LLMs to adjust motion planning during procedures. Their system improves ultrasound scan efficiency and quality from verbal commands, contributing to non-invasive diagnostics and streamlined workflows. Another work¹⁶⁰ attempts to interpret domain-specific language in X-ray-guided surgery. It consists of a minimal protocol enabling an LLM, i.e., GPT-4, to control a robotic X-ray system, namely the Brainlab Loop-X device.

Discussion Some challenges with implementing medical robotics are similar to those with collaborative robots (cobots), which are designed to work alongside and interact with human workers in shared spaces²⁰². Integrating LLMs into medical robotics algorithms for route planning and motion control poses a critical challenge due to the risk of errors and biases inherent in LLMs. The complex and dynamic nature of shared human-robot workspaces may lead to LLM-powered cobots misjudging human intentions or making inappropriate decisions, posing safety risks. In contrast, traditional industrial robots, designed to operate at high speeds in controlled, human-free environments, could better withstand and contain errors or malfunctions due to their rigid and powerful designs, effectively mitigating human injury risks. Future research opportunities could explore safety features for cobots, such as sophisticated sensing technologies and physical design constraints, which aim to minimize the occurrence and consequences of judgment errors related to LLMs in shared human-robot environments^{203,204,205}.

4.5 Medical Language Translation

There are two main areas of medical language translation; the translation of medical terminology from one language to another²⁰⁶ and the translation of medical dialogue for ease of interpretation by non-professional personnel²⁰⁷. Both areas are important for seamless communication between different groups. The language barrier to global collaboration in both research and medical techniques can be largely reduced with the help of LLMs. Language translation also improves accuracy in education resources and research articles, making knowledge accessible worldwide²⁰⁸.

Guideline Medical mT5¹⁶¹, Apollo¹⁶⁴, and BiMediX¹⁶⁵ are multilingual large language models in the medical domain. Medical mT5¹⁶¹, which is based on multilingual T5 (mT5) with 738 million / 3 billion parameters, is trained on 4.5 billion tokens consisting of various languages, i.e., English, French, Italian, and Spanish. Apollo¹⁶⁴ supports English, Chinese, French, Spanish, Arabic, and Hindi based on the Qwen model at various relatively small sizes (i.e., 0.5B, 1.8B, 2B, 6B, and 7B), achieving the best performance among models of equivalent size. BiMediX¹⁶⁵ is a bilingual medical mixture-of-experts language model for English and Arabic, proposing a semi-automated English-to-Arabic translation pipeline with human refinement for high-quality translations. For medical translation to lay language, a work aims to enhance the performance of language models in biomedical abstractive summarisation by aggregating knowledge from external papers cited within the source article¹⁶⁶. It proposes a novel attention-based citation aggregation model that integrates domain-specific knowledge from citation papers, allowing neural networks to generate summaries by leveraging both the paper content and relevant knowledge from citation papers¹⁶⁶. Another work introduces Retrieval-Augmented Lay Language (RALL) generation with a large and broad-ranging 63k lay language generation pairs from 12 journals, intuitively fitting the need for external knowledge beyond expert-authored source documents¹⁶⁷. It also evaluates the ability of both an open-source LLaMA-2 and closed-source GPT-4 in background explanation, with and without retrieval augmentation.

Discussion In both translation and simplification tasks, misinterpretation is a common occurrence that can have damaging consequences. In developing and deploying medical translation and simplification platforms, developers should prioritize professional datasets, such as textbooks and peer-reviewed journals for medical knowledge recall. This way, it will be less likely for misinformation from unreliable web sources to skew the output²⁰⁹. Another ethical consideration of using LLMs to perform medical translation is the potential for discriminatory verbiage to be inserted inadvertently into the output. Such verbiage is difficult to prevent due to the nature of the pipeline. This may cause miscommunications and even have legal consequences.²⁰⁷

4.6 Medical Education

LLMs can be incorporated into the medical education system in different ways, including facilitating study through explanations, aiding in language translation, answering questions, assisting with medical exam preparation, and providing Socratic-style tutoring^{201,138}. Therefore, medical education could involve text generation, text simplification, semantic textual similarity, information retrieval, and etc. It has been suggested that medical education can be augmented by generating scenarios, problems, and corresponding answers by an LLM. Students will gain a richer educational experience through personalized study modules and case-based assessments, encountering a wider array of challenges and scenarios beyond those found in standard textbooks²⁰⁷. LLMs can also generate feedback on student responses to practical problems, allowing students to know their areas of weakness in real time. Inherently, these will better prepare these medical students for the real world since they would have been exposed to more scenarios²⁰⁸.

Another use of LLMs in the medical field is educating the public. Medical dialogues are often complex and difficult to understand for the average patient. LLMs can tune the textual output of prompts to use varying degrees of medical terminology for different audiences. This will make medical information easy to understand for the average person while ensuring medical professionals have access to the most precise information²⁰⁷.

Guideline Large language models such as ChatGPT¹⁶⁸, and Med-Gemini⁹⁵ are increasingly demonstrating their potential in medical education applications. These powerful models, trained on vast amounts of medical data, offer capabilities in knowledge synthesis, question answering, and content generation that can augment traditional teaching methods. For instance, ChatGPT¹⁶⁸ can provide explanations and clarifications on complex medical concepts, facilitating self-study and reinforcing understanding. Med-Gemini⁹⁵, a multimodal model, can analyze medical images and generate detailed reports, aiding in the training of diagnostic skills. Institutions are exploring the integration of these language models into curricula, leveraging their strengths while ensuring proper oversight and ethical considerations. As this technology continues to advance, it holds promise for enhancing the efficiency and accessibility of medical education while complementing human expertise.

Discussion Potential downsides of using LLMs in medical education include the current lack of ethical training and biases in training datasets²⁴. These biases, if not addressed, can propagate through the generated outputs, reinforcing stereotypes and potentially leading to discrimination in medical education. The lack of explicit ethical training during LLM development may also result in the generation of content that does not align with the ethical principles and guidelines of the medical profession, such as promoting unethical practices or violating patient privacy.

Furthermore, the risk of misinformation, particularly in the form of hallucinations, presents a challenge in utilizing LLMs for medical education. LLMs can generate plausible-sounding but factually incorrect information, which can mislead students and healthcare professionals if relied upon without proper verification. This can lead to the propagation of misconceptions, inappropriate treatment strategies, or misdiagnosis²¹⁰. To mitigate these risks, it is essential to establish rigorous fact-checking and validation processes and emphasize the importance of critical thinking, evidence-based practice, and the verification of information from multiple reliable sources in medical education.

4.7 Mental Health Support

Mental health support involves both diagnosis and treatment. For example, depression is treated through a variety of psychotherapies, including cognitive behavior therapy, interpersonal psychotherapy, psychodynamic therapy, etc.¹³⁹. Many of these techniques are primarily dominated by patient-doctor conversations, with lengthy treatment plans that are cost-prohibitive for many. The ability of LLMs to serve as conversation partners and companions may lower the barrier to entry for patients with financial or physical constraints²¹¹, increasing the accessibility to mental health treatments¹⁷⁰. There have been various research works and discussions on the effects of incorporating LLMs into the treatment plan^{170,212,213}.

The level of self-disclosure has a heavy impact on the effectiveness of mental health diagnosis and treatment. The degree of willingness to share has a direct impact on the diagnosis results and treatment plan. Studies have shown that patient willingness to discuss mental health-related topics with a robot is high^{214,212}. Alongside the convenience and lower financial stakes, mental health support by LLMs has the potential to be more effective than human counterparts in many scenarios.

Guideline Development and deployment of LLMs targeted at mental health support can start with an existing LLM. Instead of pre-training or fine-tuning on general medical data, it is often better to use medical question and answer data as most of the LLM's work will be talking to the patient, which involves back-and-forth conversation in the format of question and answering²¹⁵. PsyChat¹⁶⁹ is a client-centric LLM dialogue system that provides psychological support comprising five modules: client behavior recognition, counselor strategy selection, input packer, response generator, and response selection. Specifically, the response generator is fine-tuned with ChatGLM-6B with a vast dialogue dataset. Through both automatic and human evaluations, the system has demonstrated its effectiveness and practicality in real-life mental health support scenarios. ChatCounselor is designed to provide mental health support. It initializes from Vicuna and fine-tunes from an 8k size instruct-tuning dataset collected from real-world counseling dialogue examples¹⁷⁰. Psy-LLM is an LLM aimed to be an assistive mental health tool to support the workflow of professional counselors, particularly to support those who might be suffering from depression or anxiety²¹⁵. Another work presents a comprehensive evaluation of prompt engineering, few-shot, and fine-tuning techniques on multiple LLMs in the mental health domain¹⁷¹. The results reveal that fine-tuning on a variety of datasets can improve LLM's capability on multiple mental-health-specific tasks across different datasets simultaneously¹⁷¹. The work also releases their model Mental-Alpaca and Mental-FLAN-T5 as open-source LLMs targeted at multiple mental health prediction tasks¹⁷¹.

Discussion Two of the most critical difficulties in employing LLMs for mental health support are the lack of emotional understanding and the risk of inappropriate or harmful responses²¹⁶. LLMs, being language models, may struggle to fully grasp and respond to the complex emotional states and needs of individuals seeking mental health support. They may not be able to provide the same level of empathy and human connection that is crucial in therapeutic interactions.

Moreover, if not properly trained or controlled, LLMs may generate responses that are inappropriate, insensitive, or even harmful to individuals in vulnerable emotional states²¹⁷. They may provide advice that is not grounded in evidence-based psychological practices or that goes against established mental health guidelines. Addressing these challenges requires rigorous training of LLMs in evidence-based practices, ethical considerations, and risk assessment protocols, as well as collaboration between mental health professionals and AI researchers.

4.8 Medical Inquiry and Response

The rapid advancement of LLMs also opens up new possibilities for improving healthcare delivery and patient care. LLMs, trained on vast amounts of medical knowledge, have the potential to understand and generate human-like text, making them suitable for tasks such as answering patient inquiries and assisting physicians in documentation^{180,218}. As the demand for accessible and efficient healthcare services grows, researchers are exploring the use of medical LLMs to alleviate the burden on healthcare professionals and provide patients with reliable information and support. Therefore, medical inquiry and response could involve entity extraction, information retrieval, question answering, and text generation/summarization.

Guideline Several pioneering systems demonstrate the feasibility and effectiveness of this approach. Healthcare Copilot¹⁸⁰ integrates dialogue, memory, and processing components to enable safe patient-LLM interactions, enhance conversations with historical data, and summarize consultations. Google's Articulate Medical Intelligence Explore (AMIE)¹⁷⁹ engages in diagnostic conversations with patients, exhibiting reasoning capabilities comparable to human doctors. AMIE employs a novel self-play-based simulated environment with automated feedback mechanisms to scale learning across diverse medical contexts. Another LLM-based diagnostic system¹⁸¹ enhances planning capabilities by emulating doctors, utilizing reinforcement learning for disease screening and initial diagnoses, and leveraging LLMs to parse guidelines and conduct differential diagnoses. These systems showcase the potential of medical LLMs in providing high-quality, AI-powered medical consultations and assisting physicians in their daily practice.

Discussion However, there is still far from deploying them in the real-world healthcare system. Several challenges must be addressed before widespread deployment in real-world healthcare settings. One major concern is the potential for biased or inaccurate outputs, which could lead to improper medical advice or misdiagnosis²¹⁰. Rigorous testing and validation across diverse patient populations and medical contexts are essential to ensure the reliability and generalizability of these systems. Additionally, the integration of medical LLMs into existing healthcare workflows and infrastructure may require substantial technical and organizational efforts. Privacy and security concerns surrounding patient data must also be carefully considered and addressed.

Furthermore, the development and deployment of medical LLMs raise important ethical and responsible AI considerations. Ensuring transparency, explainability, and accountability in the decision-making processes of these systems is crucial to maintaining trust and facilitating informed consent from patients^{219,220}. The potential impact on the doctor-patient relationship and the role of human physicians in an AI-assisted healthcare setting must also be carefully examined. Ongoing collaboration between AI researchers, healthcare professionals, ethicists, and policymakers will be necessary to establish guidelines and best practices for the responsible development and deployment of medical LLMs in real-world healthcare settings.

5 Challenges

We address the challenges and discuss solutions to the adoption of LLMs in an array of medical applications.

5.1 Hallucination

Hallucination of LLMs refers to the phenomenon where the generated output contains inaccurate or nonfactual information. It can be categorized into intrinsic and extrinsic hallucinations^{221,210}. Intrinsic hallucination generates outputs logically contradicting factual information, such as wrong calculations of mathematical formulas²¹⁰. Extrinsic hallucination happens when the generated output cannot be verified, typical examples include LLMs ‘faking’ citations that do not exist or ‘dodging’ the question. When integrating LLMs into the medical domain, fluent but nonfactual LLM hallucinations can lead to the dissemination of incorrect medical information, causing misdiagnoses, inappropriate treatments, and harmful patient education. It is therefore vital to ensure the accuracy of LLM outputs in the medical domain.

Potential Solutions Current solutions to mitigate LLM hallucination can be categorized into training-time correction, generation-time correction, and retrieval-augmented correction. The first (i.e. training-time correction) adjusts model parameter weights, thus reducing the probability of generating hallucinated outputs. Its examples include factually consistent reinforcement learning²²² and contrastive learning²²³. The second (i.e. generation-time correction) adds a ‘reasoning’ process to the LLM inference to ensure reliability, using drawing multiple samples²²⁴ or a confidence score to identify hallucination before the final generation. The third approach (i.e. retrieval-augmented correction) utilizes external resources to mitigate hallucination, for example, using factual documents as prompts²²⁵ or chain-of-retrieval prompting technique²²⁶.

5.2 Lack of Evaluation Benchmarks and Metrics

Current benchmarks and metrics often fail to evaluate LLM’s overall capabilities, especially in the medical domain. For example, MedQA (USMLE)¹⁴ and MedMCQA¹³⁰ offer extensive coverage on QA tasks but fail to evaluate important LLM-specific metrics, including trustworthiness, helpfulness, explainability, and faithfulness¹⁹⁷. It is therefore imperative to develop domain and LLM-specific benchmarks and metrics.

Potential Solutions Singhal et al.¹⁰ proposed HealthSearchQA consisting of commonly searched health queries, offering a more human-aligned benchmark for evaluating LLM’s capabilities in the medical domain. Benchmarks such as TruthfulQA²²⁷ and HaluEval²²⁸ evaluate more LLM-specific metrics, such as truthfulness, but do not cover the medical domain. Future research is necessary to meet the need for more medical and LLM-specific benchmarks and metrics than what is currently available.

5.3 Domain Data Limitations

Current datasets in the medical domain (Table 2) remain relatively small compared to datasets for training general-purpose LLMs (Table 1). These limited small datasets only cover a small space¹⁰ of the vast domain of medical knowledge. This results in LLMs exhibiting extraordinary performance on open benchmarks with extensive data coverage, yet falling short on real-life tasks such as differential diagnosis and personalized treatment planning¹¹.

Although the volume of medical and health data is large, most require extensive ethical, legal, and privacy procedures to be accessed. In addition, these data are often unlabeled, and solutions to leverage these data, such as human labeling and unsupervised learning²²⁹, face challenges due to the lack of human expert resources and small margins of error.

Potential Solutions Current state-of-the-art approaches^{11,15} typically fine-tune the LLMs on smaller open-sourced datasets to improve their domain-specific performance. Another solution is to generate high-quality synthetic datasets using LLMs to broaden the knowledge coverage; however, it has been discovered that training on generated datasets causes models to forget²³⁰. Future research is needed to validate the effectiveness of using synthetic data for LLMs in the medical field.

5.4 New Knowledge Adaptation

LLMs are trained on extensive data to learn knowledge. Once trained, it is expensive and inefficient to inject new knowledge into an LLM through re-training. However, it is sometimes necessary to update the knowledge of the LLM, for example, on a new adverse effect of a medication or a novel disease. Two problems occur during such knowledge updates. The first problem is how to make LLMs appropriately ‘forget’ the old knowledge, as it is almost impossible to remove all ‘old knowledge’ from the training data, and the discrepancy between new and old knowledge can cause unintended association and bias²³¹. The second problem is the timeliness of the additional knowledge - how do we ensure the model is updated in real-time²³²? Both problems pose substantial barriers to using LLMs in medical fields, where accurate and timely updates of medical knowledge are crucial in real-world implementations.

Potential Solutions Current solutions to knowledge adaptation can be categorized into model editing and retrieval-augmented generation. Model editing²³³ alters the knowledge of the model by modifying its parameters. However, this method does not generalize well, with their effectiveness varying across different model architectures. In contrast, retrieval-augmented generation provides external knowledge sources as prompts during model inference; for example, Lewis et al.²³⁴ enabled model knowledge updates by updating the model’s external knowledge memory.

5.5 Behavior Alignment

Behavior alignment refers to the process of ensuring that the LLM’s behaviors align with the objectives of its task. Development efforts have been spent on aligning LLMs with general human behavior, but the behavior discrepancy between general humans and medical professionals remains challenging for adopting LLMs in the medical domain. For example, ChatGPT is well aligned with general human behavior, but their answers to medical consultations are not as concise and professional as those by human experts⁴⁵. In addition, misalignment in the medical domain introduces unnecessary harm and ethical concerns²³⁵ that lead to undesirable consequences.

Potential Solutions Current solutions include instruction fine-tuning, reinforcement learning from human feedback (RLHF)⁴⁵, and prompt tuning^{118,115}. Instruction fine-tuning¹¹⁰ refers to improving the performance of LLMs on specific tasks based on explicit instructions. For example, Ouyang et al.⁴⁵ used it to help LLMs generate less toxic and more suitable outputs. RLHF uses human feedback to evaluate and align the outputs of LLMs. It is effective in multiple tasks, including becoming helpful chatbots²³⁶ and decision-making agents²³⁷. Prompt tuning can also align LLMs to the expected output format. For example, Liu et al.²³⁸ uses a prompting strategy, chain of hindsight, to enable the model to detect and correct its errors, thus aligning the generated output with human expectations.

5.6 Ethical and Safety Concerns

Concerns have been raised regarding using LLMs (e.g. ChatGPT) in the medical domain²³⁹, with a focus on ethics, accountability, and safety. For example, the scientific community has disapproved of using ChatGPT in writing biomedical research papers²¹⁹ due to ethical concerns. The accountability of using LLMs as assistants to practice medicine is challenging^{109,240}. Li et al.²⁴¹ and Shen et al.²²⁰ found that prompt injection can cause the LLM to leak personally identifiable information (PII), e.g. email addresses, from its training data, which is a substantial vulnerability when implementing LLM in the medical domain.

Potential Solutions With no immediate solutions available, we have nevertheless observed research efforts to understand the cause of these ethical and legal concerns. For example, Wei et al.²⁴² propose that PII leakage is attributed to the mismatched generalization between safety and capability objectives (i.e., the pre-training of LLMs utilizes a larger and more varied dataset compared to the dataset used for safety training, resulting in many of the model’s capabilities are not covered by safety training).

5.7 Regulatory Challenges

The regulatory landscape of LLMs presents distinct challenges due to their large scale, broad applicability and varying reliability across applications. As LLMs progressively permeate the fields of medicine and healthcare, their versatility allows a single LLM family to facilitate a multitude of tasks across a broad spectrum of interest groups. This represents a substantial departure from the AI-based medical technologies of the past, which were typically tailored to meet specific medical needs and cater to particular interest groups^{243,182}. In addition, the recent innovations of AI-enabled personalized approaches in areas such as oncology also present challenges to the traditional one-for-all auditing process²⁴⁴. This divergence and innovation necessitate

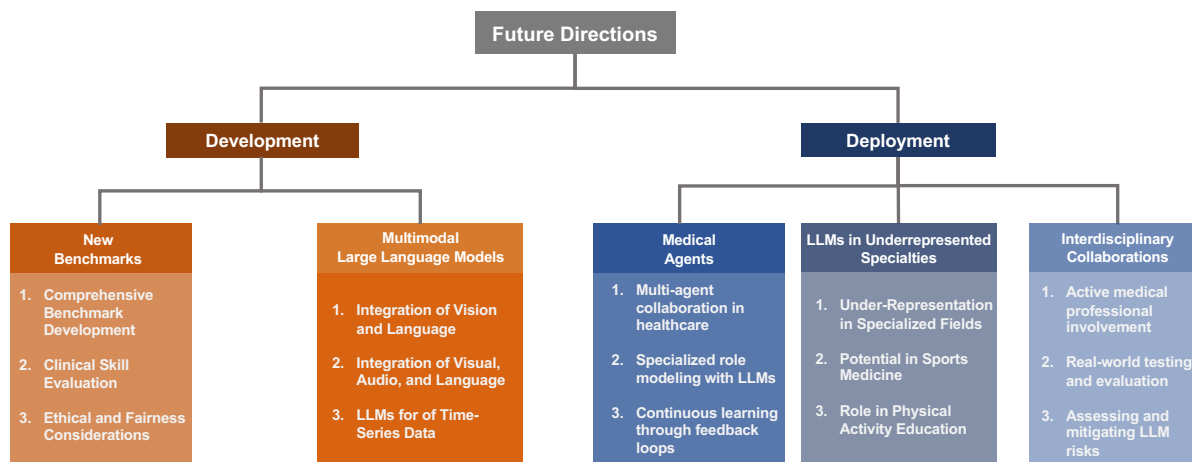


Figure 6. Future directions of LLMs in clinical medicine in terms of both development and deployment.

regulators to develop adaptable, foresightful frameworks to ensure the safety, ethical standards, and privacy of the new family of LLMs-powered medical technologies.

Potential Solutions To address the complex regulatory challenges without hindering innovation, regulators should devise adaptive, flexible, and robust frameworks. Drawing on the insights from Mesko and Topol²⁴³, creating a dedicated regulatory category and implementing patient design to enhance decision-making for LLMs used for medical purposes can better address their unique attributes and minimize harm. Furthermore, the insights outlined by Derraz et al.²⁴⁴ emphasize the importance of implementing agile regulatory frameworks that can keep pace with the fast-paced advancements in personalized applications. Researchers both inside^{243,244} and outside of healthcare^{245,246} have proposed innovative strategies to regulate the use of LLMs involving (i) assessing LLMs-enabled applications in real-world settings, (ii) obligations of transparency of data and algorithms, (iii) adaptive risk assessment and mitigation processes, (iv) continuous testing and refinement of audited technologies. Such proactive regulatory adaptations are crucial to maintaining high standards of safety, ethics, and trustworthiness of medical technology.

6 Future Directions

Although LLMs have already made an impact on people's lives through chatbots and search engines, their integration into medicine is still in the infant stage. As shown in Figure 6, numerous new avenues of medical LLMs await researchers and practitioners to explore how to better serve the general public and patients.

6.1 Introduction of New Benchmarks

Recent studies have underscored the shortcomings of existing benchmarks in evaluating LLMs for clinical applications^{247,248}. Traditional benchmarks, which primarily gauge accuracy in medical question-answering, inadequately capture the full spectrum of clinical skills necessary for LLMs¹⁰. Criticisms have been leveled against the use of human-centric standardized medical exams for LLM evaluation, arguing that passing these tests does not necessarily reflect an LLM's proficiency in the nuanced expertise required in real-world clinical settings¹⁰. In response, there is an emerging consensus on the need for more comprehensive benchmarks. These should include capabilities like sourcing from authoritative medical references, adapting to the evolving landscape of medical knowledge, and clearly communicating uncertainties^{19,10}. To further enhance the relevance of these benchmarks, new benchmarks should incorporate scenarios that test an LLM's ability through simulation of real-world applications and adjust to feedback from clinicians while maintaining robustness. Additionally, considering the sensitive nature of healthcare, these benchmarks should also assess factors such as fairness, ethics, and equity, which, though crucial, pose quantification challenges¹⁰. While efforts such as the AMIE study have advanced benchmarking by utilizing real physician evaluations and comprehensive criteria rooted in actual clinical skills and communication, as reflected in the Objective Structured Clinical Examination (OSCE), there remains a pressing need for benchmarks that are adaptive, scalable and robust for other diverse and personalized applications of LLMs. The aim is to create benchmarks that more effectively mirror diverse real-world clinical scenarios, thus providing a more accurate measure of LLMs' suitability for their applications in medicine. Future research may focus on (i) using synthetic data along with real-world data to create benchmarks that are both comprehensive and scalable, (ii) using clinical guidelines and criteria to reflect real-world values that are not normally

included in traditional benchmarks, (iii) physician-in-the-loop benchmarks to evaluate the performance of LLMs leveraging their human counterparts or users.

6.2 Multimodal LLM Integrated with Time-Series, Visual, and Audio Data

Multimodal LLMs (MLLMs), or Large Multimodal Models (LMMs), are LLM-based models designed to perform multimodal (e.g. involving both visual and textual) tasks²⁴⁹. While LLMs primarily address NLP tasks, MLLMs support a broader range of tasks, such as comprehending the underlying meaning of a meme and generating website codes from images. This versatility suggests promising applications of MLLMs in medicine. Several MLLM-based frameworks integrating vision and language, e.g. MedPaLM M²⁵⁰, LLaVA-Med²⁵¹, Visual Med-Alpaca²⁵², Med-Flamingo²⁵³, and Qilin-Med-VL²⁵⁴, have been proposed to adopt the medical image-text pairs for fine-tuning, thus enabling the medical LLMs to efficiently understand the input medical (e.g. radiology) images. A recent study²⁵⁵ proposes to integrate vision, audio, and language inputs for automated diagnosis in dentistry. However, there exist only very few medical LLMs that can process time series data, such as electrocardiograms (ECGs)²⁵⁶ and sphygmomanometers (PPGs)²⁵⁷, despite such data being important for medical diagnosis and monitoring. Although early in their proposed research stages, these studies suggest that MLLMs trained at scale have the potential to effectively generalize across various domains and modalities outside of NLP tasks. However, the training of MLLMs at scale is still costly and ineffective, resulting in the size of MLLMs being much smaller than LLMs. Moving forward, future research may focus on (i) more effective processing, representation, and learning of multi-modal data and knowledge, (ii) cost-effective training of MLLMs, especially modalities that are more resource-demanding such as videos and images, (iii) collecting or accessing safely, currently unavailable, multi-modal data in medicine and healthcare.

6.3 Medical Agents

LLM-based agents^{258,259} utilize LLMs as controllers to leverage their reasoning capabilities. By integrating LLMs with external tools and multimodal perceptions, these agents can interact with environments, learn from feedback, and acquire new skills, enabling them to solve complex tasks (e.g., software design, molecular dynamics simulation) through human-like behaviors, such as role-playing and communication^{260,261}.

However, integrating these agents effectively within the medical domain remains a challenge. The medical field involves numerous roles²⁶¹ and decision-making processes, especially in disease diagnosis that often requires a series of investigations involving CT scans, ultrasounds, electrocardiograms, and blood tests. The idea of utilizing LLMs to model each of these roles, thereby creating collaborative medical agents, presents a promising direction. These agents could mimic the roles of radiologists, cardiologists, pathologists, etc., each specializing in interpreting specific types of medical data. For example, a radiologist agent could analyze CT scans, while a pathologist agent could focus on blood test results. The collaboration among these specialized agents could lead to a more holistic and accurate diagnosis. By leveraging the comprehensive knowledge base and contextual understanding capabilities of LLMs, these agents not only interpret individual medical reports but also integrate these interpretations to form a cohesive medical opinion. To enhance the integration of LLMs-based agents, future research may explore (i) a seamless data pipeline that collects data from various devices and transforms them into data format compatible with LLMs (ii) effective communication and collaboration between agents, especially in areas such as ensuring truthfulness during communication, dispute resolution between agents, and role-based data security measures, (iii) real-time decision-making such as making timely decisions using data collected from remote monitoring devices, (iv) adaptive learning such as preparing for a new pandemic or learning from unseen medical conditions.

6.4 LLMs in Underrepresented Specialties

Current LLM research in medicine has largely focused on general medicine, likely due to the greater availability of data in this area^{11,240}. This has resulted in the under-representation of LLM applications in specialized fields like ‘rehabilitation therapy’ or ‘sports medicine’. The latter, in particular, holds potential, given the global health challenges posed by physical inactivity. The World Health Organization identifies physical inactivity as a major risk factor for non-communicable diseases (NCDs), impacting over a quarter of the global adult population²⁶². Despite initiatives to incorporate physical activity (PA) into healthcare systems, implementation remains challenging, particularly in developing countries with limited PA education among healthcare providers²⁶². LLMs could play a pivotal role in these settings by disseminating accurate PA knowledge and aiding in the creation of personalized PA programs²⁶³. Such applications could enhance PA levels, improving global health outcomes, especially in resource-constrained environments. To spark innovation in these underrepresented specialties, future research can focus on areas such as (i) effective data collection in underrepresented specialties, (ii) applications of LLMs in assisting with tasks of underrepresented specialties, (iii) using LLMs to help progress the research of these underrepresented specialties.

6.5 Interdisciplinary Collaborations

Just as interdisciplinary collaborations are crucial in safety-critical areas like nuclear energy production, collaborations between the medical and technology communities for developing medical LLMs are essential to ensure AI safety and efficacy in

medicine. The medical community has primarily adopted LLMs provided by technology companies without rigorously questioning their data training, ethical protocols, or privacy protection. Medical professionals are therefore encouraged to actively participate in creating and deploying medical LLMs by providing relevant training data, defining the desired benefits of LLMs, and conducting tests in real-world scenarios to evaluate these benefits^{19,21,22}. Such assessments would help to determine the legal and medical risks associated with LLM use in medicine and inform strategies to mitigate LLM hallucination²⁶⁴. Additionally, training ‘bilingual’ professionals—those versed in both medicine and LLM technology—is increasingly vital due to the rapid integration of LLMs in healthcare. Future research may explore (i) interdisciplinary frameworks, such as frameworks to facilitate the sharing of localized data from rural clinics, (ii) ‘bilingual education programs’ that offer training from both worlds - AI and medicine, (iii) effective in-house development methods to help hospitals and physicians ‘guard’ patient data from corporations while still being able to embrace innovation.

References

1. Zhao, W. X. *et al.* A survey of large language models. *arXiv preprint arXiv:2303.18223* (2023).
2. Yang, J. *et al.* Harnessing the power of llms in practice: A survey on chatgpt and beyond. *arXiv preprint arXiv:2304.13712* (2023).
3. Chowdhery, A. *et al.* Palm: Scaling language modeling with pathways. *arXiv preprint arXiv:2204.02311* (2022).
4. Touvron, H. *et al.* Llama: Open and efficient foundation language models. *arXiv preprint arXiv:2302.13971* (2023).
5. Touvron, H. *et al.* Llama 2: Open foundation and fine-tuned chat models. *arXiv preprint arXiv:2307.09288* (2023).
6. Brown, T. *et al.* Language models are few-shot learners. *Adv. neural information processing systems* **33**, 1877–1901 (2020).
7. OpenAI. Gpt-4 technical report. *arXiv preprint arXiv:2303.08774* (2023).
8. Du, Z. *et al.* Glm: General language model pretraining with autoregressive blank infilling. In *Proceedings of the 60th Annual Meeting of the Association for Computational Linguistics*, 320–335 (2022).
9. Zeng, A. *et al.* Glm-130b: An open bilingual pre-trained model. In *International Conference on Learning Representations* (2022).
10. Singhal, K. *et al.* Large language models encode clinical knowledge. *Nature* **620**, 172–180 (2023).
11. Singhal, K. *et al.* Towards expert-level medical question answering with large language models. *arXiv preprint arXiv:2305.09617* (2023).
12. Nori, H. *et al.* Can generalist foundation models outcompete special-purpose tuning? case study in medicine. *arXiv preprint arXiv:2311.16452* (2023).
13. Wu, C., Zhang, X., Zhang, Y., Wang, Y. & Xie, W. Pmc-llama: Further finetuning llama on medical papers. *arXiv preprint arXiv:2304.14454* (2023).
14. Jin, D. *et al.* What disease does this patient have? a large-scale open domain question answering dataset from medical exams. *Appl. Sci.* **11**, 6421 (2021).
15. Li, Y. *et al.* Chatdoctor: A medical chat model fine-tuned on a large language model meta-ai (llama) using medical domain knowledge. *arXiv preprint arXiv:2303.14070* (2023).
16. Han, T. *et al.* Medalpaca—an open-source collection of medical conversational ai models and training data. *arXiv preprint arXiv:2304.08247* (2023).
17. Wang, H. *et al.* Huatuo: Tuning llama model with chinese medical knowledge. *arXiv preprint arXiv:2304.06975* (2023).
18. Toma, A. *et al.* Clinical camel: An open-source expert-level medical language model with dialogue-based knowledge encoding. *arXiv preprint arXiv:2305.12031* (2023).
19. Thirunavukarasu, A. J. *et al.* Large language models in medicine. *Nat. medicine* **29**, 1930–1940 (2023).
20. Patel, S. B. & Lam, K. Chatgpt: the future of discharge summaries? *The Lancet Digit. Heal.* **5**, e107–e108 (2023).
21. Omiye, J. A., Gui, H., Rezaei, S. J., Zou, J. & Daneshjou, R. Large language models in medicine: The potentials and pitfalls. *Annals Intern. Medicine* (2024).
22. Clusmann, J. *et al.* The future landscape of large language models in medicine. *Commun. Medicine* **3**, 141 (2023).
23. Yang, X. *et al.* A large language model for electronic health records. *NPJ Digit. Medicine* **5**, 194 (2022).
24. Abd-Alrazaq, A. *et al.* Large language models in medical education: Opportunities, challenges, and future directions. *JMIR Med. Educ.* **9**, e48291 (2023).
25. Bengio, Y., Ducharme, R. & Vincent, P. A neural probabilistic language model. *Adv. neural information processing systems* **13** (2000).
26. Mikolov, T., Karafiát, M., Burget, L., Cernocký, J. & Khudanpur, S. Recurrent neural network based language model. In *Interspeech*, vol. 2, 1045–1048 (2010).
27. Sundermeyer, M., Ney, H. & Schlüter, R. From feedforward to recurrent lstm neural networks for language modeling. *IEEE/ACM Transactions on Audio, Speech, Lang. Process.* **23**, 517–529 (2015).
28. Hochreiter, S. & Schmidhuber, J. Long short-term memory. *Neural Comput.* **9**, 1735–1780 (1997).
29. Vaswani, A. *et al.* Attention is all you need. *Adv. neural information processing systems* **30** (2017).
30. Devlin, J., Chang, M.-W., Lee, K. & Toutanova, K. Bert: Pre-training of deep bidirectional transformers for language understanding. *arXiv preprint arXiv:1810.04805* (2018).
31. Kaplan, J. *et al.* Scaling laws for neural language models. *arXiv preprint arXiv:2001.08361* (2020).
32. Hoffmann, J. *et al.* Training compute-optimal large language models. *arXiv preprint arXiv:2203.15556* (2022).
33. He, P., Liu, X., Gao, J. & Chen, W. Deberta: Decoding-enhanced bert with disentangled attention. *arXiv preprint arXiv:2006.03654* (2021).
34. Google. Bard: A generative artificial intelligence chatbot. <https://gemini.google.com> (2023).
35. Taori, R. *et al.* Stanford alpaca: An instruction-following llama model. https://github.com/tatsu-lab/stanford_alpaca (2023).

36. Yang, A. *et al.* Baichuan 2: Open large-scale language models. *arXiv preprint arXiv:2309.10305* (2023).
37. Chung, H. W. *et al.* Scaling instruction-finetuned language models. *arXiv preprint arXiv:2210.11416* (2022).
38. Joseph, S. *et al.* Multilingual simplification of medical texts. *arXiv preprint arXiv:2305.12532* (2023).
39. Liu, Y. *et al.* Roberta: A robustly optimized bert pretraining approach. *arXiv preprint arXiv:1907.11692* (2019).
40. Radford, A. *et al.* Language models are unsupervised multitask learners. *OpenAI blog* **1**, 9 (2019).
41. Chiang, W.-L. *et al.* Vicuna: An open-source chatbot impressing gpt-4 with 90% chatgpt quality (2023).
42. Jiang, A. Q. *et al.* Mistral 7b. *arXiv preprint arXiv:2310.06825* (2023).
43. Meta llama 3. <https://github.com/meta-llama/llama3> (2024).
44. Bai, J. *et al.* Qwen technical report. *arXiv preprint arXiv:2309.16609* (2023).
45. Ouyang, L. *et al.* Training language models to follow instructions with human feedback. *Adv. Neural Inf. Process. Syst.* **35**, 27730–27744 (2022).
46. Claude. <https://www.anthropic.com/claude> (2024).
47. Lewis, M. *et al.* Bart: Denoising sequence-to-sequence pre-training for natural language generation, translation, and comprehension. *arXiv preprint arXiv:1910.13461* (2019).
48. Tay, Y. *et al.* U12: Unifying language learning paradigms. In *International Conference on Learning Representations* (2022).
49. Lee, J. *et al.* Biobert: a pre-trained biomedical language representation model for biomedical text mining. *Bioinformatics* **36**, 1234–1240 (2020).
50. National Institutes of Health. PubMed Corpora (<https://pubmed.ncbi.nlm.nih.gov/download/>). In *National Library of Medicine* (2022).
51. <https://www.ncbi.nlm.nih.gov/pmc/>.
52. Gu, Y. *et al.* Domain-specific language model pretraining for biomedical natural language processing. *ACM Transactions on Comput. for Healthc. (HEALTH)* **3**, 1–23 (2021).
53. Beltagy, I., Lo, K. & Cohan, A. Scibert: A pretrained language model for scientific text. *arXiv preprint arXiv:1903.10676* (2019).
54. Ammar, W. *et al.* Construction of the literature graph in semantic scholar. *arXiv preprint arXiv:1805.02262* (2018).
55. Alsentzer, E. *et al.* Publicly available clinical bert embeddings. *arXiv preprint arXiv:1904.03323* (2019).
56. Johnson, A. E. *et al.* Mimic-iii, a freely accessible critical care database. *Sci. data* **3**, 1–9 (2016).
57. Alrowili, S. & Shanker, V. Large biomedical question answering models with albert and electra. In *CLEF (Working Notes)*, 213–220 (2021).
58. Gururangan, S. *et al.* Don't stop pretraining: Adapt language models to domains and tasks. In *Proceedings of Association for Computational Linguistics (ACL)* (2020).
59. Lo, K., Wang, L. L., Neumann, M., Kinney, R. & Weld, D. S. S2orc: The semantic scholar open research corpus. *arXiv preprint arXiv:1911.02782* (2019).
60. Yasunaga, M., Leskovec, J. & Liang, P. Linkbert: Pretraining language models with document links. In *Proceedings of Association for Computational Linguistics (ACL)* (2022).
61. Phan, L. N. *et al.* Scifive: a text-to-text transformer model for biomedical literature. *arXiv preprint arXiv:2106.03598* (2021).
62. Lu, Q., Dou, D. & Nguyen, T. Clinicalt5: A generative language model for clinical text. In *Findings of the Association for Computational Linguistics: EMNLP 2022*, 5436–5443 (2022).
63. Peng, Y., Yan, S. & Lu, Z. Transfer learning in biomedical natural language processing: An evaluation of bert and elmo on ten benchmarking datasets. In *Proceedings of the 18th BioNLP Workshop and Shared Task*, 58–65 (2019).
64. Mutinda, F. W. *et al.* Detecting redundancy in electronic medical records using clinical bert. In *Proceedings of the Annual Conference of the Association for Natural Language Processing*, 16–19 (2020).
65. Mahajan, D. *et al.* Identification of semantically similar sentences in clinical notes: Iterative intermediate training using multi-task learning. *JMIR medical informatics* **8**, e22508 (2020).
66. Jin, Q. *et al.* Medcpt: Contrastive pre-trained transformers with large-scale pubmed search logs for zero-shot biomedical information retrieval. *arXiv preprint arXiv:2307.00589* (2023).
67. Luo, R. *et al.* Biogpt: generative pre-trained transformer for biomedical text generation and mining. *Briefings Bioinforma.* **23**, bbac409 (2022).
68. Venigalla, A., Frankle, J. & Carbin, M. Biomedlm: a domain-specific large language model for biomedical text. *MosaicML. Accessed: Dec* **23**, 2 (2022).
69. Gao, L. *et al.* The Pile: An 800gb dataset of diverse text for language modeling. *arXiv preprint arXiv:2101.00027* (2020).
70. Gao, W. *et al.* Ophglm: Training an ophthalmology large language-and-vision assistant based on instructions and dialogue. *arXiv preprint arXiv:2306.12174* (2023).

71. Chen, S. *et al.* Meddialog: a large-scale medical dialogue dataset. *arXiv preprint arXiv:2004.03329* **3** (2020).
72. Peng, C. *et al.* A study of generative large language model for medical research and healthcare. *arXiv preprint arXiv:2305.13523* (2023).
73. Xiong, H. *et al.* Doctorglm: Fine-tuning your chinese doctor is not a herculean task. *arXiv preprint arXiv:2304.01097* (2023).
74. Toyhom. Chinese medical dialogue data. <https://github.com/Toyhom/Chinese-medical-dialogue-data> (2023). GitHub repository.
75. Chen, Y. *et al.* Bianque: Balancing the questioning and suggestion ability of health llms with multi-turn health conversations polished by chatgpt. *arXiv preprint arXiv:2310.15896* (2023).
76. Wang, G., Yang, G., Du, Z., Fan, L. & Li, X. Clinicalgpt: Large language models finetuned with diverse medical data and comprehensive evaluation. *arXiv preprint arXiv:2306.09968* (2023).
77. Ye, Q. *et al.* Qilin-med: Multi-stage knowledge injection advanced medical large language model. *arXiv preprint arXiv:2310.09089* (2023).
78. Healthcaremagic. <https://www.healthcaremagic.com>.
79. <https://www.icliniq.com/>.
80. Byambasuren, O. *et al.* Preliminary study on the construction of chinese medical knowledge graph. *J. Chin. Inf. Process.* **33**, 1–9 (2019).
81. Zhang, H. *et al.* Huatuoqpt, towards taming language model to be a doctor. *arXiv preprint arXiv:2305.15075* (2023).
82. Xu, C., Guo, D., Duan, N. & McAuley, J. Baize: An open-source chat model with parameter-efficient tuning on self-chat data. *arXiv preprint arXiv:2304.01196* (2023).
83. Abacha, A. B. & Demner-Fushman, D. A question-entailment approach to question answering. *BMC Bioinforma.* **20** (2019).
84. Luo, Y. *et al.* Biomedgpt: Open multimodal generative pre-trained transformer for biomedicine. *arXiv preprint arXiv:2308.09442* (2023).
85. Zhang, X. *et al.* Alpacare: Instruction-tuned large language models for medical application. *arXiv preprint arXiv:2310.14558* (2023).
86. Yang, S. *et al.* Zhongjing: Enhancing the chinese medical capabilities of large language model through expert feedback and real-world multi-turn dialogue. *arXiv preprint arXiv:2308.03549* (2023).
87. Shoham, O. B. & Rappoport, N. Cpllm: Clinical prediction with large language models. *arXiv preprint arXiv:2309.11295* (2023).
88. Pollard, T. J. *et al.* The eicu collaborative research database, a freely available multi-center database for critical care research. *Sci. data* **5**, 1–13 (2018).
89. Johnson, A. *et al.* MIMIC-IV. <https://physionet.org/content/mimiciv/1.0/> (2020).
90. Ankit Pal, M. S. OpenBioLLMs: Advancing open-source large language models for healthcare and life sciences. <https://huggingface.co/aaditya/OpenBioLLM-Llama3-70B> (2024).
91. Chen, Z. *et al.* Meditron-70b: Scaling medical pretraining for large language models. *arXiv preprint arXiv:2311.16079* (2023).
92. Bosselut, A. *et al.* Meditron: Open medical foundation models adapted for clinical practice. *Preprint* (2024).
93. Sharegpt: Share your wildest chatgpt conversations with one click. <https://sharegpt.com> (2023).
94. Yang, L. *et al.* Advancing multimodal medical capabilities of gemini. *arXiv preprint arXiv:2405.03162* (2024).
95. Saab, K. *et al.* Capabilities of gemini models in medicine. *arXiv preprint arXiv:2404.18416* (2024).
96. Tanno, R. *et al.* Consensus, dissensus and synergy between clinicians and specialist foundation models in radiology report generation. *arXiv preprint arXiv:2311.18260* (2023).
97. Liévin, V., Hother, C. E. & Winther, O. Can large language models reason about medical questions? *arXiv preprint arXiv:2207.08143* (2022).
98. Wei, J. *et al.* Chain-of-thought prompting elicits reasoning in large language models. *Adv. Neural Inf. Process. Syst.* **35**, 24824–24837 (2022).
99. Liu, Z. *et al.* Deid-gpt: Zero-shot medical text de-identification by gpt-4. *arXiv preprint arXiv:2303.11032* (2023).
100. Wang, S., Zhao, Z., Ouyang, X., Wang, Q. & Shen, D. Chatcad: Interactive computer-aided diagnosis on medical image using large language models. *arXiv preprint arXiv:2302.07257* (2023).
101. Gao, Y. *et al.* Leveraging a medical knowledge graph into large language models for diagnosis prediction. *arXiv e-prints arXiv:2308* (2023).
102. Bodenreider, O. The unified medical language system (umls): integrating biomedical terminology. *Nucleic acids research* **32**, D267–D270 (2004).
103. Shi, W. *et al.* Retrieval-augmented large language models for adolescent idiopathic scoliosis patients in shared decision-

- making. In *Proceedings of the 14th ACM International Conference on Bioinformatics, Computational Biology, and Health Informatics*, 1–10 (2023).
104. SRS. <https://www.srs.org>. Accessed: 2024-05-14.
 105. UpToDate. <http://uptodate.com>. Accessed: 2024-05-14.
 106. Dynamed. <https://www.dynamed.com>. Accessed: 2024-05-14.
 107. Kim, J. & Min, M. From rag to qa-rag: Integrating generative ai for pharmaceutical regulatory compliance process. *arXiv preprint arXiv:2402.01717* (2024).
 108. Zakka, C. *et al.* Almanac—retrieval-augmented language models for clinical medicine. *NEJM AI* **1**, AIoa2300068 (2024).
 109. He, K. *et al.* A survey of large language models for healthcare: from data, technology, and applications to accountability and ethics. *arXiv preprint arXiv:2310.05694* (2023).
 110. Zhang, S. *et al.* Instruction tuning for large language models: A survey. *arXiv preprint arXiv:2308.10792* (2023).
 111. Wang, H., Liu, C., Zhao, S., Qin, B. & Liu, T. Chatglm-med. <https://github.com/SCIR-HI/Med-ChatGLM> (2023).
 112. Hu, E. J. *et al.* Lora: Low-rank adaptation of large language models. *arXiv preprint arXiv:2106.09685* (2021).
 113. Li, X. L. & Liang, P. Prefix-tuning: Optimizing continuous prompts for generation. *arXiv preprint arXiv:2101.00190* (2021).
 114. Liu, X. *et al.* P-tuning: Prompt tuning can be comparable to fine-tuning across scales and tasks. In *Proceedings of the 60th Annual Meeting of the Association for Computational Linguistics*, 61–68 (2022).
 115. Liu, X. *et al.* P-tuning v2: Prompt tuning can be comparable to fine-tuning universally across scales and tasks. *arXiv preprint arXiv:2110.07602* (2021).
 116. Houlsby, N. *et al.* Parameter-efficient transfer learning for nlp. In *International Conference on Machine Learning*, 2790–2799 (2019).
 117. Dong, Q. *et al.* A survey on in-context learning. *arXiv preprint arXiv:2301.00234* (2022).
 118. Lester, B., Al-Rfou, R. & Constant, N. The power of scale for parameter-efficient prompt tuning. In *Proceedings of the 2021 Conference on Empirical Methods in Natural Language Processing*, 3045–3059 (2021).
 119. Gao, Y. *et al.* Retrieval-augmented generation for large language models: A survey. *arXiv preprint arXiv:2312.10997* (2023).
 120. Xiong, G., Jin, Q., Lu, Z. & Zhang, A. Benchmarking retrieval-augmented generation for medicine. *arXiv preprint arXiv:2402.13178* (2024).
 121. Li, X. & Li, J. Angle-optimized text embeddings. *arXiv preprint arXiv:2309.12871* (2023).
 122. Wang, G. *et al.* Voyager: An open-ended embodied agent with large language models. *arXiv preprint arXiv:2305.16291* (2023).
 123. Chen, J. *et al.* Bge m3-embedding: Multi-lingual, multi-functionality, multi-granularity text embeddings through self-knowledge distillation. *arXiv preprint arXiv:2309.07597* (2023).
 124. Shao, Z. *et al.* Enhancing retrieval-augmented large language models with iterative retrieval-generation synergy. *arXiv preprint arXiv:2305.15294* (2023).
 125. Trivedi, H., Balasubramanian, N., Khot, T. & Sabharwal, A. Interleaving retrieval with chain-of-thought reasoning for knowledge-intensive multi-step questions. *arXiv preprint arXiv:2212.10509* (2022).
 126. Asai, A., Wu, Z., Wang, Y., Sil, A. & Hajishirzi, H. Self-rag: Learning to retrieve, generate, and critique through self-reflection. *arXiv preprint arXiv:2310.11511* (2023).
 127. Donnelly, K. *et al.* Snomed-ct: The advanced terminology and coding system for ehealth. *Stud. health technology informatics* **121**, 279 (2006).
 128. Organization, W. H. *et al.* *International classification of diseases:[9th] ninth revision, basic tabulation list with alphabetic index* (World Health Organization, 1978).
 129. Jin, Q., Dhingra, B., Liu, Z., Cohen, W. W. & Lu, X. Pubmedqa: A dataset for biomedical research question answering. *arXiv preprint arXiv:1909.06146* (2019).
 130. Pal, A., Umapathi, L. K. & Sankarasubbu, M. Medmcqa: A large-scale multi-subject multi-choice dataset for medical domain question answering. In *Conference on Health, Inference, and Learning*, 248–260 (2022).
 131. Doğan, R. I., Leaman, R. & Lu, Z. Ncbi disease corpus: a resource for disease name recognition and concept normalization. *J. biomedical informatics* **47**, 1–10 (2014).
 132. Tang, L. *et al.* Evaluating large language models on medical evidence summarization. *npj Digit. Medicine* **6**, 158 (2023).
 133. Van Veen, D. *et al.* Clinical text summarization: Adapting large language models can outperform human experts. *arXiv preprint arXiv:2309.07430* (2023).
 134. Ondov, B., Attal, K. & Demner-Fushman, D. A survey of automated methods for biomedical text simplification. *J. Am. Med. Informatics Assoc.* **29**, 1976–1988 (2022).
 135. Liu, F. *et al.* Retrieve, reason, and refine: Generating accurate and faithful patient instructions. *Adv. Neural Inf. Process.*

Syst. **35**, 18864–18877 (2022).

136. Dong, H. *et al.* Automated clinical coding: what, why, and where we are? *NPJ digital medicine* **5**, 159 (2022).
137. D’Onofrio, G. *et al.* Emotion recognizing by a robotic solution initiative. *Sensors* **22**, 2861 (2022).
138. Biri, S. K. *et al.* Assessing the utilization of large language models in medical education: Insights from undergraduate medical students. *Cureus* **15** (2023).
139. Vaidyam, A. N., Wisniewski, H., Halamka, J. D., Kashavan, M. S. & Torous, J. B. Chatbots and conversational agents in mental health: a review of the psychiatric landscape. *The Can. J. Psychiatry* **64**, 456–464 (2019).
140. McDuff, D. *et al.* Towards accurate differential diagnosis with large language models. *arXiv preprint arXiv:2312.00164* (2023).
141. Moor, M. *et al.* Med-flamingo: a multimodal medical few-shot learner. In *Machine Learning for Health (ML4H)*, 353–367 (2023).
142. Lau, J. J., Gayen, S., Ben Abacha, A. & Demner-Fushman, D. A dataset of clinically generated visual questions and answers about radiology images. *Sci. data* **5**, 1–10 (2018).
143. He, X., Zhang, Y., Mou, L., Xing, E. & Xie, P. Pathvqa: 30000+ questions for medical visual question answering. *arXiv preprint arXiv:2003.10286* (2020).
144. Li, C. *et al.* Llava-med: Training a large language-and-vision assistant for biomedicine in one day. *Adv. Neural Inf. Process. Syst.* **36** (2024).
145. Liu, B. *et al.* Slake: A semantically-labeled knowledge-enhanced dataset for medical visual question answering. In *2021 IEEE 18th International Symposium on Biomedical Imaging (ISBI)*, 1650–1654 (IEEE, 2021).
146. Huang, C.-W., Tsai, S.-C. & Chen, Y.-N. Plm-icd: Automatic icd coding with pretrained language models. *arXiv e-prints arXiv:2207* (2022).
147. Saeed, M., Lieu, C., Raber, G. & Mark, R. G. Mimic ii: a massive temporal icu patient database to support research in intelligent patient monitoring. In *Computers in cardiology*, 641–644 (IEEE, 2002).
148. Wang, H., Gao, C., Dantona, C., Hull, B. & Sun, J. Drg-llama: tuning llama model to predict diagnosis-related group for hospitalized patients. *npj Digit. Medicine* **7**, 16 (2024).
149. Johnson, A. E. *et al.* Mimic-cxr, a de-identified publicly available database of chest radiographs with free-text reports. *Sci. data* **6**, 317 (2019).
150. Liu, J., Yang, S., Peng, T., Hu, X. & Zhu, Q. Chaticd: Prompt learning for few-shot icd coding through chatgpt. In *2023 IEEE International Conference on Bioinformatics and Biomedicine (BIBM)*, 4360–4367 (2023).
151. Yang, Z., Batra, S. S., Stremmel, J. & Halperin, E. Surpassing gpt-4 medical coding with a two-stage approach. *arXiv preprint arXiv:2311.13735* (2023).
152. Ma, C. *et al.* An iterative optimizing framework for radiology report summarization with chatgpt. *IEEE Transactions on Artif. Intell.* (2024).
153. Open-i. <https://openi.nlm.nih.gov/>. Accessed: 2024-05-14.
154. Van Veen, D. *et al.* Radadapt: Radiology report summarization via lightweight domain adaptation of large language models. *arXiv preprint arXiv:2305.01146* (2023).
155. Hyland, S. L. *et al.* Maira-1: A specialised large multimodal model for radiology report generation. *arXiv preprint arXiv:2311.13668* (2023).
156. Wu, C., Zhang, X., Zhang, Y., Wang, Y. & Xie, W. Towards generalist foundation model for radiology. *arXiv preprint arXiv:2308.02463* (2023).
157. Moghani, M. *et al.* Sufia: Language-guided augmented dexterity for robotic surgical assistants. *arXiv preprint arXiv:2405.05226* (2024).
158. Yu, Q. *et al.* Orbit-surgical: An open-simulation framework for learning surgical augmented dexterity. *arXiv preprint arXiv:2404.16027* (2024).
159. Xu, H. *et al.* Enhancing surgical robots with embodied intelligence for autonomous ultrasound scanning. *arXiv preprint arXiv:2405.00461* (2024).
160. Killeen, B. D., Chaudhary, S., Osgood, G. & Unberath, M. Take a shot! natural language control of intelligent robotic x-ray systems in surgery. *Int. J. Comput. Assist. Radiol. Surg.* 1–9 (2024).
161. García-Ferrero, I. *et al.* Medical mt5: an open-source multilingual text-to-text llm for the medical domain. *arXiv preprint arXiv:2404.07613* (2024).
162. Tiedemann, J. Parallel data, tools and interfaces in opus. In *Lrec*, vol. 2012, 2214–2218 (2012).
163. National Library of Medicine. Clinical trials. <https://clinicaltrials.gov/> (2022). Accessed: 2024-05-14.
164. Wang, X. *et al.* Apollo: Lightweight multilingual medical llms towards democratizing medical ai to 6b people. *arXiv preprint arXiv:2403.03640* (2024).
165. Pieri, S. *et al.* Bimedix: Bilingual medical mixture of experts llm. *arXiv preprint arXiv:2402.13253* (2024).

166. Tang, C., Wang, S., Goldsack, T. & Lin, C. Improving biomedical abstractive summarisation with knowledge aggregation from citation papers. *arXiv preprint arXiv:2310.15684* (2023).
167. Guo, Y., Qiu, W., Leroy, G., Wang, S. & Cohen, T. Retrieval augmentation of large language models for lay language generation. *J. Biomed. Informatics* **149**, 104580 (2024).
168. OpenAI. Chatgpt [large language model]. <https://chat.openai.com> (2023).
169. Qiu, H., Li, A., Ma, L. & Lan, Z. Psychat: A client-centric dialogue system for mental health support. *arXiv preprint arXiv:2312.04262* (2023).
170. Liu, J. M. *et al.* Chatcounselor: A large language models for mental health support. *arXiv preprint arXiv:2309.15461* (2023).
171. Xu, X. *et al.* Mental-llm: Leveraging large language models for mental health prediction via online text data. *Proc. ACM on Interactive, Mobile, Wearable Ubiquitous Technol.* **8**, 1–32 (2024).
172. Turcan, E. & McKeown, K. Dreddit: A reddit dataset for stress analysis in social media. *arXiv preprint arXiv:1911.00133* (2019).
173. Naseem, U., Dunn, A. G., Kim, J. & Khushi, M. Early identification of depression severity levels on reddit using ordinal classification. In *Proceedings of the ACM Web Conference 2022*, 2563–2572 (2022).
174. Haque, A., Reddi, V. & Giallanza, T. Deep learning for suicide and depression identification with unsupervised label correction. In *International Conference on Artificial Neural Networks*, 436–447 (2021).
175. Gaur, M. *et al.* Knowledge-aware assessment of severity of suicide risk for early intervention. In *The world wide web conference*, 514–525 (2019).
176. Sampath, K. & Durairaj, T. Data set creation and empirical analysis for detecting signs of depression from social media postings. In *International Conference on Computational Intelligence in Data Science*, 136–151 (2022).
177. Jamil, Z. *Monitoring tweets for depression to detect at-risk users*. Ph.D. thesis, Université d’Ottawa/University of Ottawa (2017).
178. Mauriello, M. L. *et al.* Sad: A stress annotated dataset for recognizing everyday stressors in sms-like conversational systems. In *Extended abstracts of the 2021 CHI conference on human factors in computing systems*, 1–7 (2021).
179. Tu, T. *et al.* Towards conversational diagnostic ai. *arXiv preprint arXiv:2401.05654* (2024).
180. Ren, Z., Zhan, Y., Yu, B., Ding, L. & Tao, D. Healthcare copilot: Eliciting the power of general llms for medical consultation. *arXiv preprint arXiv:2402.13408* (2024).
181. Sun, Z., Luo, C. & Huang, Z. Conversational disease diagnosis via external planner-controlled large language models. *arXiv preprint arXiv:2404.04292* (2024).
182. Rajpurkar, P., Chen, E., Banerjee, O. & Topol, E. J. Ai in health and medicine. *Nat. medicine* **28**, 31–38 (2022).
183. Zhao, Z. *et al.* Clip in medical imaging: A comprehensive survey. *arXiv preprint arXiv:2312.07353* (2023).
184. Singhal, K. *et al.* Large language models encode clinical knowledge. *Nature* **620**, 172–180 (2023).
185. Liu, F., Wu, X., Ge, S., Fan, W. & Zou, Y. Exploring and distilling posterior and prior knowledge for radiology report generation. In *IEEE Conference on Computer Vision and Pattern Recognition* (2021).
186. Ong, J. *et al.* Applying large language model artificial intelligence for retina international classification of diseases (icd) coding. *J. Med. Artif. Intell.* **6** (2023).
187. Liu, X. *et al.* Reporting guidelines for clinical trials evaluating artificial intelligence interventions are needed. *Nat. Medicine* **25**, 1467–1469 (2019).
188. Ali, S. R., Dobbs, T. D., Hutchings, H. A. & Whitaker, I. S. Using chatgpt to write patient clinic letters. *The Lancet Digit. Heal.* **5**, e179–e181 (2023).
189. Wu, C. *et al.* Can gpt-4v (ision) serve medical applications? case studies on gpt-4v for multimodal medical diagnosis. *arXiv preprint arXiv:2310.09909* (2023).
190. Papineni, K., Roukos, S., Ward, T. & Zhu, W. BLEU: a Method for automatic evaluation of machine translation. In *Proceedings of Association for Computational Linguistics (ACL)* (2002).
191. Lin, C.-Y. ROUGE: A package for automatic evaluation of summaries. In *Proceedings of Association for Computational Linguistics (ACL)* (2004).
192. Banerjee, S. & Lavie, A. Meteor: An automatic metric for mt evaluation with improved correlation with human judgments. In *Proceedings of the ACL workshop on intrinsic and extrinsic evaluation measures for machine translation and/or summarization*, 65–72 (2005).
193. Zhang, T., Kishore, V., Wu, F., Weinberger, K. Q. & Artzi, Y. Bertscore: Evaluating text generation with bert. *arXiv preprint arXiv:1904.09675* (2019).
194. Smit, A. *et al.* Chexbert: combining automatic labelers and expert annotations for accurate radiology report labeling using bert. *arXiv preprint arXiv:2004.09167* (2020).
195. Jain, S. *et al.* Radgraph: Extracting clinical entities and relations from radiology reports. *arXiv preprint arXiv:2106.14463*

(2021).

196. Yu, F. *et al.* Evaluating progress in automatic chest x-ray radiology report generation. *Patterns* **4** (2023).
197. Xie, Q. *et al.* Faithful ai in medicine: A systematic review with large language models and beyond. *medRxiv* (2023).
198. Ni, Z. *et al.* Grid: Scene-graph-based instruction-driven robotic task planning. *arXiv preprint arXiv:2309.07726* (2023).
199. Wang, J. *et al.* Large language models for robotics: Opportunities, challenges, and perspectives. *arXiv preprint arXiv:2401.04334* (2024).
200. Pee, L. G., Pan, S. L. & Cui, L. Artificial intelligence in healthcare robots: A social informatics study of knowledge embodiment. *J. Assoc. for Inf. Sci. Technol.* **70**, 351–369 (2019).
201. Qiu, J. *et al.* Large ai models in health informatics: Applications, challenges, and the future. *IEEE J. Biomed. Heal. Informatics* (2023).
202. Emaminejad, N., Akhavan, R. *et al.* Trust in construction ai-powered collaborative robots: A qualitative empirical analysis. *arXiv preprint arXiv:2308.14846* (2023).
203. Weeraratna, I. N., Raymond, D. & Luharia, A. Human-robot collaboration for healthcare: A narrative review. *Cureus* **15** (2023).
204. Moglia, A., Georgiou, K., Georgiou, E., Satava, R. M. & Cuschieri, A. A systematic review on artificial intelligence in robot-assisted surgery. *Int. J. Surg.* **95**, 106151 (2021).
205. Xia, Y., Wang, S. & Kan, Z. A nested u-structure for instrument segmentation in robotic surgery. In *International Conference on Advanced Robotics and Mechatronics (ICARM)*, 994–999 (2023).
206. Noll, R., Frischen, L. S., Boeker, M., Storf, H. & Schaaf, J. Machine translation of standardised medical terminology using natural language processing: A scoping review. *New Biotechnol.* (2023).
207. Karabacak, M. *et al.* The advent of generative language models in medical education. *JMIR Med. Educ.* **9**, e48163 (2023).
208. Ahn, S. The impending impacts of large language models on medical education. *Korean J. Med. Educ.* **35**, 103 (2023).
209. Chen, Y., Arunasalam, A. & Celik, Z. B. Can large language models provide security & privacy advice? measuring the ability of llms to refute misconceptions. In *Proceedings of the 39th Annual Computer Security Applications Conference*, 366–378 (2023).
210. Rawte, V., Sheth, A. & Das, A. A survey of hallucination in large foundation models. *arXiv preprint arXiv:2309.05922* (2023).
211. Stock, A., Schlögl, S. & Groth, A. Tell me, what are you most afraid of? exploring the effects of agent representation on information disclosure in human-chatbot interaction. *arXiv e-prints arXiv:2307* (2023).
212. De Choudhury, M., Pendse, S. R. & Kumar, N. Benefits and harms of large language models in digital mental health. *arXiv preprint arXiv:2311.14693* (2023).
213. Hua, Y. *et al.* Large language models in mental health care: a scoping review (2024). [2401.02984](https://arxiv.org/abs/2401.02984).
214. Robinson, N., Connolly, J., Suddrey, G. & Kavanagh, D. J. A brief wellbeing training session delivered by a humanoid social robot: A pilot randomized controlled trial. *arXiv e-prints arXiv:2308* (2023).
215. Lai, T. *et al.* Psy-llm: Scaling up global mental health psychological services with ai-based large language models. *arXiv preprint arXiv:2307.11991* (2023).
216. Ma, Z., Mei, Y. & Su, Z. Understanding the benefits and challenges of using large language model-based conversational agents for mental well-being support. In *AMIA Annual Symposium Proceedings*, vol. 2023, 1105 (2023).
217. Chung, N. C., Dyer, G. & Brocki, L. Challenges of large language models for mental health counseling. *arXiv preprint arXiv:2311.13857* (2023).
218. Wang, J., Yang, Z., Yao, Z. & Yu, H. Jmlr: Joint medical llm and retrieval training for enhancing reasoning and professional question answering capability. *arXiv preprint arXiv:2402.17887* (2024).
219. Stokel-Walker, C. Chatgpt listed as author on research papers: many scientists disapprove. *Nature* **613**, 620–621 (2023).
220. Shen, X., Chen, Z., Backes, M., Shen, Y. & Zhang, Y. "do anything now": Characterizing and evaluating in-the-wild jailbreak prompts on large language models. *arXiv preprint arXiv:2308.03825* (2023).
221. Umaphathi, L. K., Pal, A. & Sankarasubbu, M. Med-halt: Medical domain hallucination test for large language models. *arXiv preprint arXiv:2307.15343* (2023).
222. Roit, P. *et al.* Factually consistent summarization via reinforcement learning with textual entailment feedback. *arXiv preprint arXiv:2306.00186* (2023).
223. Chern, I.-C. *et al.* Improving factuality of abstractive summarization via contrastive reward learning. *arXiv preprint arXiv:2307.04507* (2023).
224. Manakul, P., Liusie, A. & Gales, M. J. Selfcheckgpt: Zero-resource black-box hallucination detection for generative large language models. *arXiv preprint arXiv:2303.08896* (2023).
225. Shuster, K., Poff, S., Chen, M., Kiela, D. & Weston, J. Retrieval augmentation reduces hallucination in conversation. *arXiv preprint arXiv:2104.07567* (2021).

226. Dhuliawala, S. *et al.* Chain-of-verification reduces hallucination in large language models. *arXiv preprint arXiv:2309.11495* (2023).
227. Lin, S., Hilton, J. & Evans, O. Truthfulqa: Measuring how models mimic human falsehoods. *arXiv preprint arXiv:2109.07958* (2021).
228. Li, J., Cheng, X., Zhao, W. X., Nie, J.-Y. & Wen, J.-R. Halueval: A large-scale hallucination evaluation benchmark for large language models. *arXiv e-prints arXiv:2305* (2023).
229. Liu, F. *et al.* Auto-encoding knowledge graph for unsupervised medical report generation. In *Advances in Neural Information Processing Systems* (2021).
230. Shumailov, I. *et al.* Model dementia: Generated data makes models forget. *arXiv preprint arXiv:2305.17493* (2023).
231. Hoelscher-Obermaier, J., Persson, J., Kran, E., Konstas, I. & Barez, F. Detecting edit failures in large language models: An improved specificity benchmark. *arXiv preprint arXiv:2305.17553* (2023).
232. Liu, F. *et al.* A medical multimodal large language model for future pandemics. *npj Digit. Medicine* **6**, 226 (2023).
233. Yao, Y. *et al.* Editing large language models: Problems, methods, and opportunities. *arXiv preprint arXiv:2305.13172* (2023).
234. Lewis, P. *et al.* Retrieval-augmented generation for knowledge-intensive nlp tasks. *Adv. Neural Inf. Process. Syst.* **33**, 9459–9474 (2020).
235. Hendrycks, D. *et al.* Aligning ai with shared human values. *arXiv preprint arXiv:2008.02275* (2020).
236. Glaese, A. *et al.* Improving alignment of dialogue agents via targeted human judgements. *arXiv preprint arXiv:2209.14375* (2022).
237. Nakano, R. *et al.* Webgpt: Browser-assisted question-answering with human feedback. *arXiv preprint arXiv:2112.09332* (2021).
238. Liu, H., Sferrazza, C. & Abbeel, P. Chain of hindsight aligns language models with feedback. *arXiv preprint arXiv:2302.02676* **3** (2023).
239. Sallam, M. Chatgpt utility in healthcare education, research, and practice: systematic review on the promising perspectives and valid concerns. In *Healthcare*, 887 (MDPI, 2023).
240. Tian, S. *et al.* Opportunities and challenges for chatgpt and large language models in biomedicine and health. *Briefings Bioinforma.* **25**, bbad493 (2024).
241. Li, H., Guo, D., Fan, W., Xu, M. & Song, Y. Multi-step jailbreaking privacy attacks on chatgpt. *arXiv preprint arXiv:2304.05197* (2023).
242. Wei, A., Haghtalab, N. & Steinhardt, J. Jailbroken: How does llm safety training fail? *arXiv preprint arXiv:2307.02483* (2023).
243. Meskó, B. & Topol, E. J. The imperative for regulatory oversight of large language models (or generative ai) in healthcare. *NPJ digital medicine* **6**, 120 (2023).
244. Derraz, B. *et al.* New regulatory thinking is needed for ai-based personalised drug and cell therapies in precision oncology. *NPJ Precis. Oncol.* **8**, 23 (2024).
245. Hacker, P., Engel, A. & Mauer, M. Regulating chatgpt and other large generative ai models. In *Proceedings of the 2023 ACM Conference on Fairness, Accountability, and Transparency*, 1112–1123 (2023).
246. Mökander, J., Schuett, J., Kirk, H. R. & Floridi, L. Auditing large language models: a three-layered approach. *AI Ethics* 1–31 (2023).
247. Chen, Q. *et al.* An extensive benchmark study on biomedical text generation and mining with chatgpt. *Bioinformatics* **39**, btad557 (2023).
248. Chen, Q. *et al.* Large language models in biomedical natural language processing: benchmarks, baselines, and recommendations. *arXiv preprint arXiv:2305.16326* (2023).
249. Yin, S. *et al.* A survey on multimodal large language models. *arXiv preprint arXiv:2306.13549* (2023).
250. Tu, T. *et al.* Towards generalist biomedical ai. *arXiv preprint arXiv:2307.14334* (2023).
251. Li, C. *et al.* Llava-med: Training a large language-and-vision assistant for biomedicine in one day. *arXiv preprint arXiv:2306.00890* (2023).
252. Shu, C., Liu, F. & Shareghi, C. Visual med-alpaca: A parameter-efficient biomedical llm with visual capabilities. <https://github.com/cambridgeltl/visual-med-alpaca> (2023).
253. Moor, M. *et al.* Med-flamingo: a multimodal medical few-shot learner. *arXiv preprint arXiv:2307.15189* (2023).
254. Liu, J. *et al.* Qilin-med-vl: Towards chinese large vision-language model for general healthcare. *arXiv preprint arXiv:2310.17956* (2023).
255. Huang, H. *et al.* Chatgpt for shaping the future of dentistry: the potential of multi-modal large language model. *Int. J. Oral Sci.* **15**, 29 (2023).
256. Li, J., Liu, C., Cheng, S., Arcucci, R. & Hong, S. Frozen language model helps ecg zero-shot learning. *arXiv preprint*

- arXiv:2303.12311* (2023).
257. Englhardt, Z. *et al.* Exploring and characterizing large language models for embedded system development and debugging. *arXiv preprint arXiv:2307.03817* (2023).
258. Xi, Z. *et al.* The rise and potential of large language model based agents: A survey. *arXiv preprint arXiv:2309.07864* (2023).
259. Wang, L. *et al.* A survey on large language model based autonomous agents. *arXiv preprint arXiv:2308.11432* (2023).
260. Li, G., Hammoud, H. A. A. K., Itani, H., Khizbullin, D. & Ghanem, B. Camel: Communicative agents for "mind" exploration of large scale language model society. *arXiv preprint arXiv:2303.17760* (2023).
261. Tang, X. *et al.* Medagents: Large language models as collaborators for zero-shot medical reasoning. *arXiv preprint arXiv:2311.10537* (2023).
262. Organization, W. H. Physical activity (2022). Accessed: Aug. 18, 2023.
263. Connor, M. & O'Neill, M. Large language models in sport science & medicine: Opportunities, risks and considerations. *arXiv preprint arXiv:2305.03851* (2023).
264. Mello, M. M. & Guha, N. Chatgpt and physicians' malpractice risk. In *JAMA Health Forum*, e231938–e231938 (2023).

Acknowledgements

This work was supported in part by the Pandemic Sciences Institute at the University of Oxford; the National Institute for Health Research (NIHR) Oxford Biomedical Research Centre (BRC); an NIHR Research Professorship; a Royal Academy of Engineering Research Chair; the Well-come Trust funded VITAL project; the UK Research and Innovation (UKRI); the Engineering and Physical Sciences Research Council (EPSRC); and the InnoHK Hong Kong Centre for Cerebro-cardiovascular Engineering (COCHE).

Author Contributions

FL, ZL, JL, and DC conceived the project. FL conceived and designed the study. HZ, FL, BG, XZ, and JH conducted the literature review, performed data analysis, and drafted the manuscript. All authors contributed to the interpretation and final manuscript preparation. All authors read and approved the final manuscript.

Competing Interests

The authors declare no competing interests.