

Shell-model study of ^{28}Si : coexistence of oblate, prolate and superdeformed shapes

Dorian Frycz,^{1,2,*} Javier Menéndez,^{1,2,†} Arnau Rios,^{1,2,‡}
Benjamin Bally,^{3,§} Tomás R. Rodríguez,^{4,¶} and Antonio M. Romero^{1,2,**}

¹*Departament de Física Quàntica i Astrofísica, Universitat de Barcelona, 08028 Barcelona, Spain.*

²*Institut de Ciències del Cosmos, Universitat de Barcelona, 08028 Barcelona, Spain.*

³*ESNT, IRFU, CEA, Université Paris-Saclay, 91191 Gif-sur-Yvette, France*

⁴*Grupo de Física Nuclear, Departamento EMFTEL and IPARCOS,
Universidad Complutense de Madrid, 28040 Madrid, Spain*

(Dated: April 24, 2024)

We study the shape coexistence in the nucleus ^{28}Si with the nuclear shell model using numerical diagonalizations complemented with variational calculations based on the projected generator-coordinate method. The theoretical electric quadrupole moments and transitions as well as the collective wavefunctions indicate that the standard USDB interaction in the sd shell describes well the ground-state oblate rotational band, but misses the experimental prolate band. Guided by the quasi-SU(3) model, we show that the prolate band can be reproduced in the sd shell by reducing the energy of the $0d_{3/2}$ orbital. Alternatively, in the extended $sdpf$ configuration space the SDPF-NR interaction, which describes well other Si isotopes, also reproduces the oblate and prolate bands. Finally, we address the possibility of superdeformation in ^{28}Si within the $sdpf$ space. Our results disfavour the appearance of superdeformed states with excitation energy below 20 MeV.

I. INTRODUCTION

The intricate character of nucleon-nucleon forces combined with the complex nature of quantum many-body systems leads to the emergence of a diverse array of collective structures in nuclei. Driven by the quadrupole-quadrupole component of the nuclear force, deformations are notably prevalent in the nuclear chart for nuclei away from magic numbers. Moreover, within a limited energy range of a few MeV, distinct collective structures can appear in the same nucleus, a phenomenon usually referred to as shape coexistence [1–3]. For instance, medium-mass and heavy nuclei such as ^{16}O [4, 5], ^{40}Ca [6], ^{56}Ni [7] or ^{186}Pb [8], among many-others [9–11], show well-established spherical and differently-deformed states at low energies.

The ^{28}Si nucleus, with $Z = 14$ protons and $N = 14$ neutrons, fills exactly half of the sd shell in the naive shell-model scheme [12, 13]. Specifically, the $0d_{5/2}$ orbital—using the conventional nl_j notation where n, l, j are the radial, orbital, and total angular momentum quantum numbers, respectively—is filled. This configuration leads to a spherical 0_{gs}^+ ground state. However, experimental data indicates the presence of a rotational band on top of the ground state with oblate deformation [14]. Alternatively, following Elliott’s SU(3) framework [15] based on the quadrupole-quadrupole interaction within the sd shell, the ^{28}Si ground state would exhibit a degenerate prolate/oblate deformation [16]. This is also

in contrast to experiment, because the prolate rotational band emerges at an excitation energy of ~ 6.5 MeV. Furthermore, the oblate ground state exhibits a β -vibration with 0_2^+ bandhead at ~ 5 MeV. Figure 1 a) presents this coexistence of oblate and prolate collective structures. The difficulty to describe these with simple models underscores the complex nature of ^{28}Si .

Previous theoretical works have attempted at describing the shape coexistence in ^{28}Si . While algebraic SU(3)-based approaches predict the main features of the oblate and prolate deformed bands [16, 17], early shell-model studies focus on the lowest-energy levels of the oblate ground-state band and its β -vibration [18, 19]. Likewise, to the best of our knowledge, more recent shell-model investigations using the phenomenological USDB [20] and several *ab initio* interactions based on the no-core shell model [21, 22] and valence-space in-medium renormalization group (VS-IMSRG) approach [23] also limit their scope to the excitation spectrum and few electromagnetic transitions between oblate low-lying states. In addition, ^{28}Si has been recently studied with the antisymmetrized molecular dynamics approach [24] and the Hartree-Fock-Bogoliubov (HFB) plus quasiparticle random-phase approximation method [25]. In all these cases, a quality description of the measured nuclear structure of ^{28}Si has been shown to be challenging. First, the ground-state oblate rotational band does not behave as an ideal rotor, a feature typically not captured in these studies. Additionally, the deformation of the oblate band is either overestimated [21, 22] or underestimated [24, 25]. Finally, some works do not find a clear prolate band [21, 22, 25], while in others its collectivity is much larger than in experiment [24].

Furthermore, Ref. [24] predicted the existence of a superdeformed shape in ^{28}Si , spurring experimental efforts that so far have not found such extreme deformation [26–28]. Superdeformed structures have been iden-

* dorianfrycz@fqa.ub.edu

† menendez@fqa.ub.edu

‡ arnau.rios@fqa.ub.edu

§ benjamin.bally@cea.fr

¶ tomasrro@ucm.es

** antonio.marquezromero@fujitsu.com

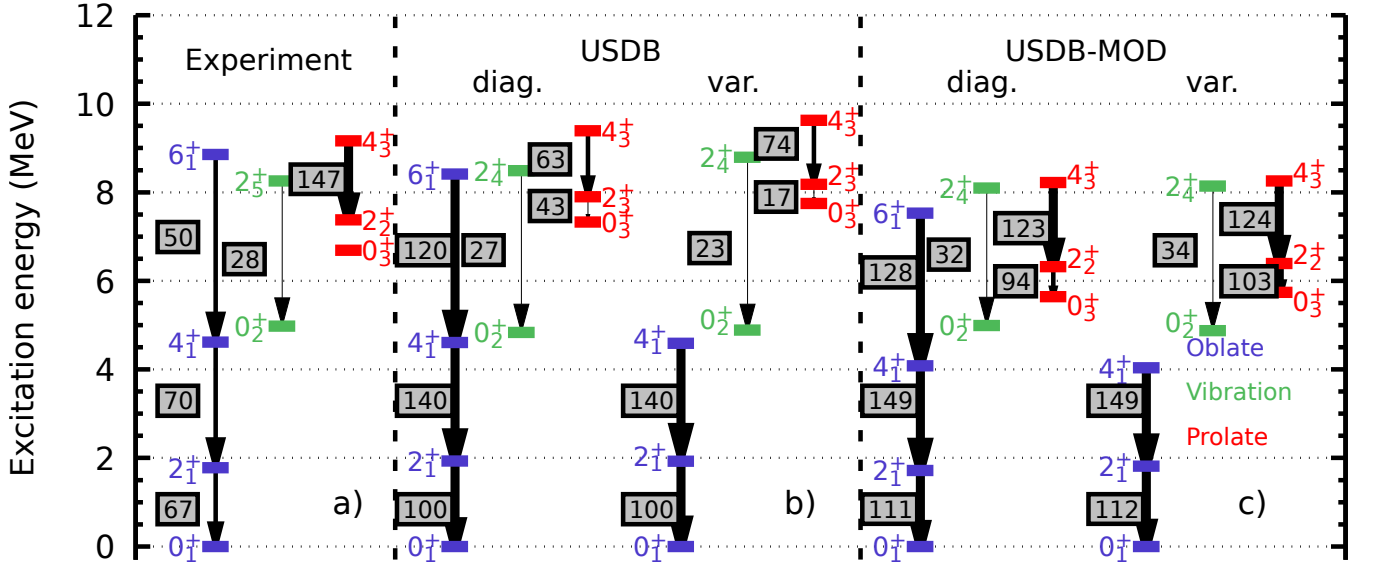


FIG. 1. Band structure of the lowest-lying positive parity states of ^{28}Si : a) experiment [14]; b) results for the USDB interaction with diagonalization (left side) and the variational PGCM (right side); c) results for the USDB-MOD interaction with diagonalization (left) and the PGCM (right). The arrows indicate inband $B(E2)$ transition strengths (in $e^2 \text{ fm}^4$), with larger values associated to more deformed shapes.

tified in several medium-mass $sdpf$ -shell nuclei, such as ^{24}Mg [29], ^{36}Ar [30], ^{40}Ar [31], ^{40}Ca [6] and ^{42}Ca [32], which are generally well described by theoretical shell-model [32–35] and antisymmetrized molecular dynamics [36, 37] studies. As in ^{28}Si , a so far unmeasured superdeformed band has been predicted in ^{32}S , in this case based on a projected HFB calculation [38].

Overall, a unified description of all collective structures in ^{28}Si presents a challenge for nuclear theory. We aim to gain insight into the shape coexistence of this nucleus guided by analytical models based on the $\text{SU}(3)$ symmetry [15, 39] and employing state-of-the-art shell-model calculations. The latter include standard diagonalizations [40] complemented with variational calculations based on beyond mean-field techniques [41, 42]. In both approaches, we use standard phenomenological nuclear interactions tailored for the shell-model configuration space.

The article is organized as follows. Section II introduces basic notions to characterize deformation in nuclei, and discusses the analytical $\text{SU}(3)$ -based models and the numerical shell-model calculations performed in this work. The latter include both standard diagonalizations, outlined in Sec. II C 1, and variational calculations based on the projected-generator-coordinate method (PGCM), discussed in Sec. II C 2. We present our theoretical results in Sec. III, covering the oblate ground-state and β -vibration bands in Sec. III A, the prolate band in Sec. III B, and possible superdeformed states in Sec. III C. Finally, Sec. IV summarizes our main results and provides an outlook for future work.

II. THEORETICAL FRAMEWORK

A. Deformation in nuclei

A prime signature of nuclear deformation is the appearance of structured bands due to the rotation of a permanently deformed shape in the intrinsic frame of reference. In the ideal rotor limit and assuming axial symmetry, these bands consist of levels with constant moment of inertia, \mathcal{I} , and energies related to its total angular momentum, J , such that $E_J = J(J+1)/(2\mathcal{I})$. For rotational bands with $J^\pi = 0^+$ bandheads, where π is the parity of the state, the levels can only adopt even values $J^\pi = 0^+, 2^+, 4^+, \dots$, due to symmetry restrictions [43].

The electric quadrupole moment also characterizes nuclear deformation. In the laboratory frame, it is defined by [44]

$$Q_{\text{spec}}(J) = \sqrt{\frac{16\pi}{5}} \frac{1}{\sqrt{2J+1}} \langle JJ20|JJ \rangle \langle J||Q_{20}||J \rangle, \quad (1)$$

where the operator $Q_{20} = \sum_{i=1}^A e_i r_i^2 Y_{20}(\theta_i, \phi_i)$ sums over the $A = N + Z$ nucleons in the nucleus and depends on the charges e_i , the spherical harmonic Y_{20} , and the spherical coordinates of the nucleons: r_i, θ_i, ϕ_i . The double-bar $\langle J||Q_{20}||J \rangle$ indicates a reduced matrix element and $\langle JJ20|JJ \rangle$ is a Clebsch-Gordan coefficient in $\langle j_1 j_2 m_1 m_2 | j m \rangle$ notation, where m is the projection of the total angular momentum [45]. The spectroscopic quadrupole moment is related to the intrinsic one by

$$Q_{0,s} = \frac{-(2J+3)}{J} Q_{\text{spec}}(J). \quad (2)$$

A positive value of Q_0 represents a prolate shape while a negative one corresponds to an oblate shape.

A complementary measure of the nuclear deformation comes from $B(E2)$ transition strengths:

$$B(E2; J_i \rightarrow J_f) = \frac{1}{2J_i + 1} (J_f || Q_{20} || J_i)^2, \quad (3)$$

where J_i is the angular momentum of the initial state and J_f that of the final one. For inband states, the $B(E2)$ s are highly enhanced, while outband transition strengths are generally suppressed if the corresponding intrinsic states have different deformation. The intrinsic quadrupole moment, in the limit of large axial deformation, can also be extracted from inband $B(E2)$ transition strengths through the relation

$$Q_{0,t} = \pm \sqrt{\frac{16\pi B(E2, J \rightarrow J-2)}{5 | \langle J20 | J-2, 0 \rangle |^2}}. \quad (4)$$

For a well-established rotational band, a common intrinsic quadrupole moment must emerge from static and transition quadrupole moments, $Q_{0,s} \approx Q_{0,t}$. Thus, a rotational band is characterized by a sequence of excited levels with energies proportional to $J(J+1)$ connected by strong $B(E2)$ transitions with a consistent value of Q_{spec} . Nonetheless, the notion of nuclear shape has to be taken with caution as fluctuations of expectation values of quadrupole operators may prove significant [46].

B. SU(3) and quasi-SU(3) models

In the naive shell model, the nucleus is bound through a spherical mean-field Hamiltonian [12]

$$\mathcal{H}_0 = \frac{\vec{p}^2}{2m} + \frac{\vec{r}^2}{2mb^4} + \mathcal{A} \vec{l}^2 + \mathcal{B} \vec{l} \cdot \vec{s}, \quad (5)$$

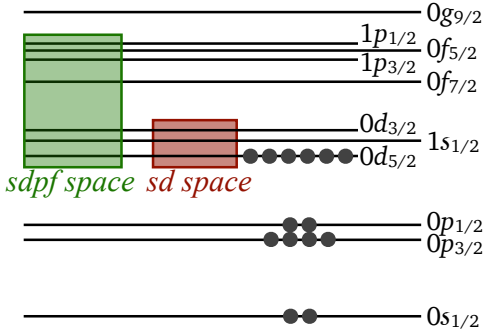


FIG. 2. Shell model single-particle orbitals. Solid circles represent the naive shell-model filling for the ^{28}Si ground state, and colored boxes highlight the two valence spaces considered in this work: the sd shell (red) and the $sdpf$ space (green).

which features a harmonic oscillator with length parameter b , complemented by orbital angular momentum (\vec{l}) and spin-orbit ($\vec{l} \cdot \vec{s}$) terms, weighted by coefficients \mathcal{A} and \mathcal{B} . Figure 2 illustrates that in this scheme, the 14 protons and 14 neutrons in ^{28}Si occupy single-particle states up to filling the $0d_{5/2}$ orbital. This configuration represents a spherical state, not observed experimentally.

In the shell-model framework, the deformation of a given nucleus can be accommodated within Elliott's SU(3) model [15], which considers a Hamiltonian without spin-orbit term ($\mathcal{B} = 0$) restricted to a major shell with an attractive ($\chi > 0$) quadrupole-quadrupole interaction:

$$\mathcal{H} = \mathcal{H}_0 - \chi(Q_2 \cdot Q_2). \quad (6)$$

Thus, by maximizing the quadrupole moment, nuclei can lower their energy. For ^{28}Si , in the naive shell model the s and p shells are full, leading to a spherical configuration with $Q_0 = 0$. Thus, the associated deformation for ^{28}Si can be obtained by filling the quadrupole diagram for the sd shell in Fig. 3 a), where each level—fourfold degenerated in spin and isospin projections—represents the contribution of a nucleon to the (dimensionless) quadrupole moment of the nucleus. Prolate shapes arise from filling levels from above and oblate ones from below. The quadrupole moment of a given configuration is the sum of the individual nucleon contributions:

$$\frac{Q_0}{b^2} = \sum_i e_i Q_{0,i} \pm 3e, \quad (7)$$

where e is the elementary electric charge and we add (subtract) $3eb^2$ units for prolate (oblate) shapes to match with ideal rotors [47, 48]. The sd -shell effective charges are $e_i = 0.5e$ for neutrons and $e_i = 1.5e$ for protons, and b is approximated by [49]

$$b^2 \simeq \frac{41.4}{45A^{-1/3} - 25A^{-2/3}} \text{ fm}^2. \quad (8)$$

For ^{28}Si , the two fillings give the same value, $|Q_0| = 27eb^2$, therefore predicting both shapes to be degenerate in energy. In contrast, the experimental ground state is oblate and the prolate bandhead appears ~ 6.5 MeV higher.

However, as mentioned above, the SU(3) model neglects the strong spin-orbit nuclear force. More complex SU(3)-based models have been suggested to account better for rotational bands in sd -shell nuclei [50]. Here we use the quasi-SU(3) model [39], which incorporates the spin-orbit splitting, and exploits the fact that the $\Delta j = 2$ single-particle matrix elements of the Q_2 operator are much larger than those with $\Delta j = 1$. The quasi-SU(3) model highlights the collectivity driven by $\Delta j = 2$ orbitals, the $0d_{5/2} - 1s_{1/2}$ doublet in the case of the sd shell. Figure 3 b) shows the corresponding quadrupole diagram for this pair of orbitals. The quasi-SU(3) scheme treats other single-particle orbitals separately, with Q_0

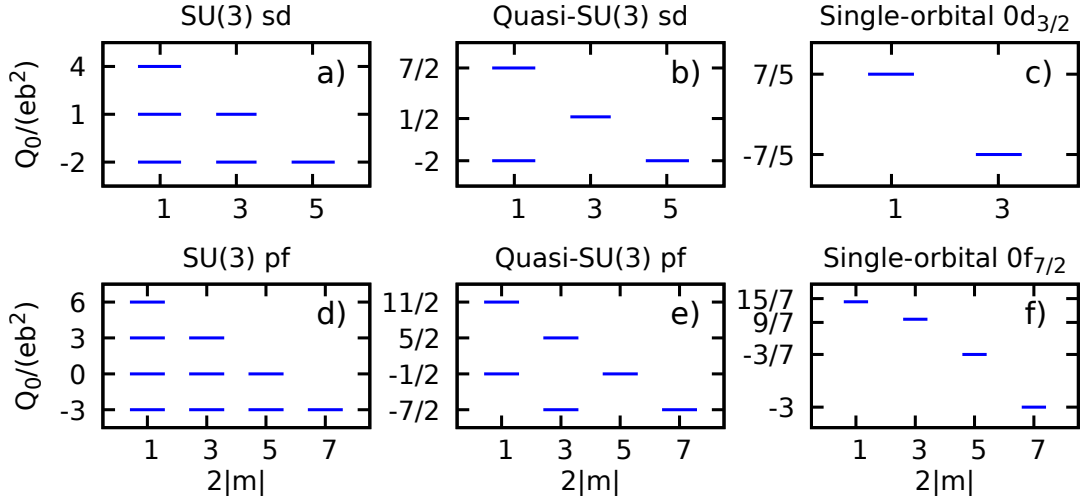


FIG. 3. Quadrupole diagrams for the SU(3) variants considered in this work: SU(3) in the sd (panel a) and pf (d) shells, quasi-SU(3) for the $0d_{5/2} - 1s_{1/2}$ (b) and $0f_{7/2} - 1p_{3/2} + 0f_{5/2} - 1p_{1/2}$ (e) orbital pairs, and the individual $0d_{3/2}$ (c) and $0f_{7/2}$ (f) single-particle orbitals. The dimensionless quadrupole moment $Q_0/(eb^2)$ is given for each $2|m|$ value of the total angular momentum projection. Oblate states are obtained by filling the diagrams from below and prolate ones from above.

given by [47]

$$Q_0 = \sum_m (2n + l + 3/2) \frac{j(j+1) - 3m^2}{2j(j+1)} e_i b^2. \quad (9)$$

Figure 3 c) allows one to obtain the contribution of the $0d_{3/2}$ orbital to the quadrupole moment.

Table I lists the quadrupole moments, compared to experimental data, for different $0d_{5/2} - 1s_{1/2} + 0d_{3/2}$ quasi-SU(3) configurations. The notation $np-nh$ denotes the promotion of n nucleons from the $0d_{5/2} - 1s_{1/2}$ orbitals to the $0d_{3/2}$ one. For example, we fill diagram 3 b) with 12 nucleons from below to study the oblate 0p-0h configuration, which leads to a quadrupole moment $Q_0 = -17 eb^2 = -58.1 e fm^2$. In contrast, for a prolate 4p-4h configuration, we fill diagrams 3 b) and 3 c) with 8 and 4 nucleons from above, respectively, to reach $Q_0 = 24.6 eb^2 = 84.1 e fm^2$. The large Q_0 value

for the oblate 0p-0h configuration is remarkable, because just by populating the $1s_{1/2}$ orbital the nucleus gains much correlation energy with respect to the closed $0d_{5/2}$ spherical picture. In fact, this gain overcomes the energy difference between the $1s_{1/2}$ and $0d_{5/2}$ orbitals, so that the system gravitates towards an oblate deformed shape instead of the spherical one. The experimental value is quite close to the oblate quasi-SU(3) prediction: $Q_{0,t} = -57.3 e fm^2$ [14], although this does not imply that the real ^{28}Si ground state is that simple.

The results of table I provide insights on the interplay between excitations and deformation. On the one hand, in the quasi-SU(3) scheme, the 0p-0h prolate configuration is disfavored due to its reduced quadrupole moment. On the other hand, the experimental prolate band is predicted to be dominated by 4p-4h configurations, because they show the largest Q_0 value. However, 2p-2h states—which require less single-particle energy—may contribute as well, since the experimental Q_0 value is in between those of 2p-2h and 4p-4h configurations.

TABLE I. ^{28}Si quadrupole moments for the experimental oblate and prolate bands, from $B(E2)$ transition strengths (top row), compared to the predictions for $np-nh$ configurations in the quasi-SU(3) and SU(3) models in the sd shell.

| | $Q_0 (e fm^2)$ | |
|---|-----------------|------------|
| | Oblate | Prolate |
| Experiment [14] | -57.3 ± 0.7 | 72 ± 7 |
| Quasi-SU(3): $0d_{5/2} - 1s_{1/2} + 0d_{3/2}$ | | |
| 0p-0h | -58.1 | 37.6 |
| 2p-2h | -71.1 | 60.9 |
| 4p-4h | -84.1 | 84.1 |
| 6p-6h | -60.9 | 71.1 |
| 8p-8h | -37.6 | 58.1 |
| SU(3): sd | -92.3 | 92.3 |

C. Nuclear shell model

Guided by the findings of Sec. II B, we use the nuclear shell model [33, 51, 52] to study quantitatively the shape coexistence of differently deformed states in ^{28}Si . Our shell-model calculations cover two alternative configuration spaces, shown in Fig. 2: the sd shell, including the neutron and proton $0d_{5/2}$, $1s_{1/2}$, and $0d_{3/2}$ single-particle orbitals, and the $sdpf$ space, which additionally includes the $0f_{7/2}$, $1p_{3/2}$, $0f_{5/2}$, and $1p_{1/2}$ orbitals. In both cases there is a ^{16}O core. Thus, we are left with $N_v = Z_v = 6$ valence neutrons and protons in the configuration space.

The nuclear many-body problem to solve reads

$$\mathcal{H}_{\text{eff}}|\Psi_{\text{eff}}\rangle = E|\Psi_{\text{eff}}\rangle, \quad (10)$$

where \mathcal{H}_{eff} is the effective Hamiltonian suited for the configuration space. Here we use USDB [20], the interaction of choice in the *sd* shell. We also introduce a slightly modified Hamiltonian in this space, USDB-MOD, as discussed later. Moreover, we employ SDPF-NR [53], which gives a good description of neutron-rich Si isotopes in the *sdpf* configuration space. In order to get additional insights and access larger configuration spaces than in usual shell-model studies, we complement standard shell-model diagonalizations with a variational approach based on the PGCM [41, 42].

1. Diagonalization

The standard solution of the shell-model many-body problem involves the diagonalization of \mathcal{H}_{eff} in the many-body basis of Slater determinants in the configuration space. Therefore, nuclear states are linear combinations,

$$|\Psi_{\text{eff}}\rangle = \sum_i a_i |\Phi_i\rangle, \quad (11)$$

with amplitudes a_i , of Slater determinants, $|\Phi_i\rangle$,

$$|\Phi_i\rangle = c_{i1}^\dagger c_{i2}^\dagger \dots c_{iA_v}^\dagger |0\rangle, \quad (12)$$

where $|0\rangle$ is the bare vacuum, and Slater determinants are built with one creation operator c_l^\dagger —with corresponding annihilation operator c_l —for each of the A_v nucleons in the configuration space. These states have good quantum numbers J^π , according to the symmetries of \mathcal{H}_{eff} .

We perform diagonalizations in the *sd* and *sdpf* spaces using the Lanczos method through the ANTOINE code [33, 54]. These results can be considered as an exact solution, since we impose that the eigenvalues of the Hamiltonian are converged to better than 0.5 keV. However, the *sdpf* space leads to a configuration size of $8.2 \cdot 10^{11}$ Slater determinants for ^{28}Si , which is beyond our diagonalization capabilities. In this space, we truncate the configurations considered in our diagonalizations, see Secs. III B and III C for details.

2. Variational PGCM

We complement our results with a variational solution of the nuclear shell model many-body problem based on beyond-mean-field methods. This framework is well suited for very large configuration spaces, as it finds an approximation to the exact nuclear state, and then restores the quantum symmetries broken at the mean-field level. Here we study the shape coexistence of ^{28}Si with the PGCM using the Taurus suite [41, 42], which has been previously applied to other medium-mass nuclei in

good agreement with shell-model diagonalizations [55–57]. Similar approaches have been applied to medium-mass and heavy nuclei [58–60], including the discrete non orthogonal shell model [61–63].

The PGCM uses a set of reference states $\{\phi\}$ to construct the many-body basis. We choose the Bogoliubov quasiparticle states that are vacua of the Bogoliubov quasiparticle operators $\{\beta_k, \beta_k^\dagger\}$ defined through the unitary transformation:

$$\beta_k^\dagger = \sum_l (U_{lk} c_l^\dagger + V_{lk} c_l), \quad (13)$$

$$\beta_k = \sum_l (U_{lk}^* c_l + V_{lk}^* c_l^\dagger), \quad (14)$$

where U_{lk} and V_{lk} are the variational parameters. To ensure that particle number is conserved on average in the HFB states, we employ two Lagrange multipliers, λ_N and λ_Z , in the Hamiltonian:

$$\mathcal{H}'_{\text{eff}} = \mathcal{H}_{\text{eff}} - \lambda_Z O_Z - \lambda_N O_N - \sum_i \lambda_i O_i, \quad (15)$$

where O_Z and O_N are particle number operators for proton and neutron spaces, respectively. Other constraints are implemented through the additional operators, O_i , and Lagrange multipliers, λ_i . More specifically, we also constrain the quadrupole moment operators, as we are interested in nuclear deformation. However, rather than constraining directly the $Q_{2\mu} = r^2 Y_{2\mu}(\theta, \phi)$ operators, we use the deformation parameters β and γ , defined as [41]

$$\beta = \frac{4\pi}{3R_0^2 A b^2} \sqrt{\langle \bar{Q}_{20} \rangle^2 + 2\langle \bar{Q}_{22} \rangle^2}, \quad (16)$$

$$\gamma = \arctan \left(\frac{\sqrt{2}\langle \bar{Q}_{22} \rangle}{\langle \bar{Q}_{20} \rangle} \right), \quad (17)$$

where $\bar{Q}_{2\mu} = (Q_{2\mu} + Q_{2-\mu})/2$ is the Hermitian average of the quadrupole moment operator and $R_0 = 1.2A^{1/3}$ fm represents the nuclear radius without deformation. Here, β denotes the magnitude of the deformation and γ , its type [44]. If $\bar{Q}_{21} = 0$, which we impose as an additional constraint, $\gamma = 0^\circ$ represents a prolate deformation, whereas $\gamma = 60^\circ$ indicates an oblate shape.

The variational parameters U_{lk} and V_{lk} can be extracted by minimizing either the HFB energy or the variation after particle-number projection (VAP) energy:

$$E_{\text{VAP}}(\phi) = \frac{\langle \phi | H_{\text{eff}} P^N P^Z | \phi \rangle}{\langle \phi | P^N P^Z | \phi \rangle} - \sum_i \langle \phi | \lambda_i O_i | \phi \rangle, \quad (18)$$

where P^N and P^Z are the neutron and proton number projectors [64]. The VAP minimization, albeit computationally more demanding, provides wavefunctions with well defined proton and neutron numbers. This choice is variationally more general and captures more pairing correlations [65], which leads to lower energies, closer to

the exact solution. In this work, we show results calculated with VAP reference states, although the HFB approach yields similar deformation properties. We consider Bogoliubov quasiparticle states that have (positive) parity symmetry and we do not consider proton-neutron mixing.

Next, we still need to project the reference states obtained from the minimization process on neutron and proton numbers [55] and total angular momenta

$$|\phi^{NZJ}\rangle = P^N P^Z P_{MK}^J |\phi\rangle, \quad (19)$$

where P_{MK}^J projects onto total angular momentum J with third components M and K in the laboratory and intrinsic frames of reference, respectively [64]. Finally, we consider configuration mixing through the GCM:

$$|\Psi_{\sigma, \text{GCM}}^{NZJM}\rangle = \sum_{qK} f_{\sigma; qK}^{NZJM} |\phi^{NZJ}(q)\rangle, \quad (20)$$

using the deformation parameters as the generator coordinates $q \equiv \beta, \gamma$. The GCM considers the nuclear wavefunction as a linear combination of (projected) reference states spanning some collective degree of freedom, q . Nevertheless, the initial reference states are not necessarily orthogonal. Thus, it is necessary to find a set of linearly independent wavefunctions, denoted as the natural basis. This is achieved by diagonalizing the overlap matrix defined as [57]

$$\mathcal{N}_{qKq'K'}^\Gamma = \langle \phi(q) | P^N P^Z P_{KK'}^J | \phi(q') \rangle, \quad (21)$$

where $\Gamma \equiv (NZJM)$, and taking only the eigenstates $u_{\lambda; qK}^\Gamma$ with eigenvalues above a certain tolerance, $n_\lambda^\Gamma \geq \epsilon$. With this, the natural basis states are

$$|\Lambda_\lambda^\Gamma\rangle = \sum_{q'K'} \frac{u_{\lambda; q'K'}^\Gamma}{(n_\lambda^\Gamma)^{1/2}} P^N P^Z P_{MK}^J |\phi(q')\rangle, \quad (22)$$

and the GCM wavefunction in the natural space is

$$|\Psi_{\sigma, \text{GCM}}^\Gamma\rangle = \sum_\lambda G_{\sigma; \lambda}^\Gamma |\Lambda_\lambda^\Gamma\rangle, \quad (23)$$

with coefficients $G_{\sigma; \lambda}^\Gamma$ determined by solving the Hill-Wheeler-Griffin eigenvalue equation

$$\sum_{\lambda'} \langle \Lambda_\lambda^\Gamma | \mathcal{H}_{\text{eff}} | \Lambda_{\lambda'}^\Gamma \rangle G_{\sigma; \lambda'}^\Gamma = E_\sigma^\Gamma G_{\sigma; \lambda}^\Gamma. \quad (24)$$

These combined techniques are very useful for a direct exploration of quadrupole properties through the collective wavefunctions

$$|F_\sigma^\Gamma(q)|^2 = \left| \sum_{K\lambda} G_{\sigma; \lambda}^\Gamma u_{\lambda; qK}^\Gamma \right|^2, \quad (25)$$

which can be interpreted as the weight—not the probability, because the basis is not orthogonal—of each projected VAP wavefunction in the configuration-mixed state. Nonetheless, to extract firm conclusions the information given by the collective wavefunctions must be consistent with the intrinsic quadrupole moments obtained from $B(E2)$ transitions and quadrupole moments Q_{spec} computed within the PGCM.

TABLE II. Quadrupole moments, Q_{spec} , for the lowest-energy oblate and prolate 2^+ states in ^{28}Si . Experimental values are compared to the PGCM and diagonalization (Diag.) results for the USDB, USDB-MOD and SDPF-NR interactions.

| | $Q_{\text{spec}} \text{ (e fm}^2\text{)}$ | | | | | | |
|--------------------|---|-------|----------|-------|---------|-------|-----------------|
| | USDB | | USDB-MOD | | SDPF-NR | | Experiment |
| | PGCM | Diag. | PGCM | Diag. | PGCM | Diag. | |
| 2_{obl}^+ | 20.9 | 20.9 | 21.8 | 21.7 | 27.8 | 21.8 | 16 ± 3 [66] |
| 2_{pro}^+ | -5.6 | -8.9 | -22.0 | -21.7 | -16.8 | -21.6 | |

III. RESULTS

We now discuss our findings for each of the main collective structures in ^{28}Si : oblate, prolate and superdeformed states. Whenever possible, we compare the results obtained with the variational approach and the diagonalization, discussing the key strengths and weaknesses of each method. In addition, the corresponding outband $B(E2)$ transitions, including those between oblate and prolate states, are collected in Appendix A.

A. Oblate band and β -vibration

We begin by studying the oblate band with the ^{28}Si ground state as bandhead. Figure 1 compares the experimental data (panel a) with the band structure obtained with the USDB interaction using the diagonalization and the PGCM results (panel b). Both calculations agree very well with experiment, showing a clear rotational band with energies approximately proportional to $J(J+1)$ and strong $B(E2)$ transition strengths. In fact, the non-ideal behavior of the moment of inertia for the lowest-energy levels of the band is well captured by the USDB interaction. Nonetheless, the $B(E2)$ transition strengths are overestimated up to a factor two, and the same happens with the USDB quadrupole moment $Q_s(2_1^+) = 20.9 \text{ e fm}^2$ listed in Table II. This is consistent with the $B(E2, 2_1^+ \rightarrow 0_{gs}^+)$ value, which is larger than the experimental one $Q_s(2_1^+) = 16 \pm 3 \text{ e fm}^2$ [66]. The electric quadrupole moments and transitions obtained with the PGCM agree very well with the exact results found by diagonalization. Moreover, the absolute energy of the ground state is only $\sim 0.5 \text{ MeV}$ higher than the one obtained in the diagonalization, see Table III.

The PGCM provides additional insights on the structure of the oblate band. Figure 4 shows the total energy

TABLE III. ^{28}Si ground-state energies relative to the ^{16}O core obtained by diagonalization and the PGCM.

| | 0_{gs}^+ energy (MeV) | | |
|-----------------|--------------------------------|----------|---------|
| | USDB | USDB-MOD | SDPF-NR |
| Diagonalization | -135.9 | -137.6 | -142.7 |
| PGCM | -135.4 | -137.0 | -135.7 |

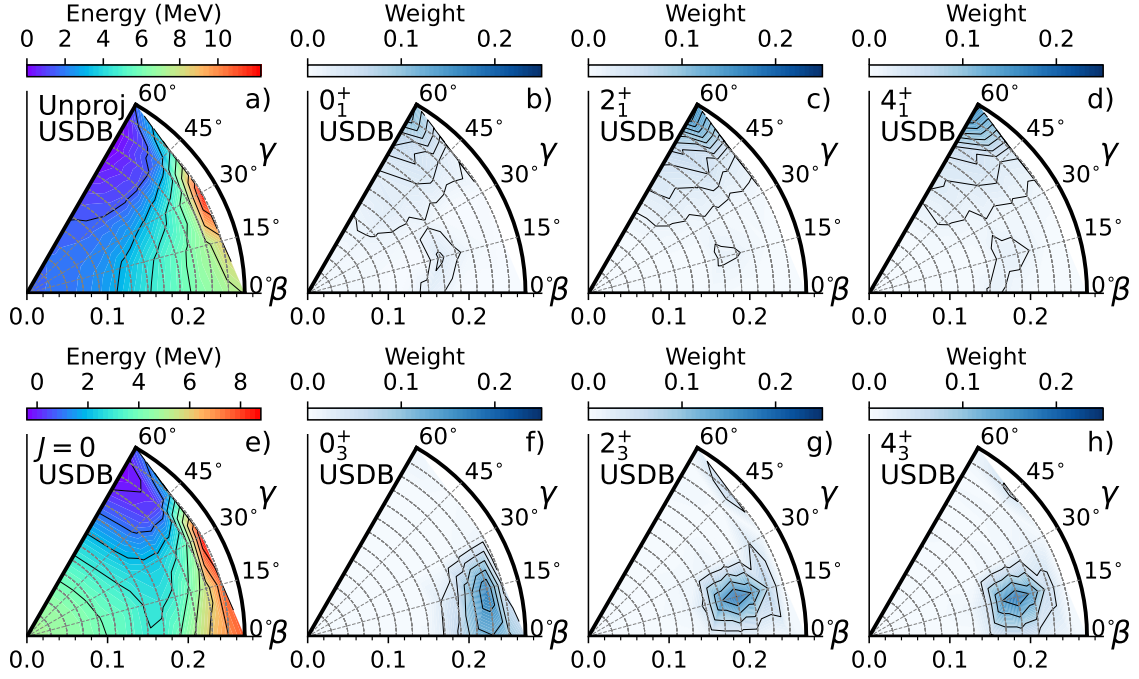


FIG. 4. ^{28}Si reference-state total energy surfaces and PGCM collective wavefunctions for the USDB interaction. The energy surfaces are unprojected (a) and projected to $N_v = 6$, $Z_v = 6$ and $J = 0$ (e). The collective wavefunctions correspond to the lowest-energy 0^+ , 2^+ and 4^+ states with oblate (b-d) and prolate shape (f-h).

surfaces of the reference states in a grid consisting of 63 VAP wavefunctions spanning the values of the deformation parameters $0.00 \leq \beta \leq 0.27$ and $0^\circ \leq \gamma \leq 60^\circ$ with spacing $\delta_\beta = 0.02$ and $\delta_\gamma = 15^\circ$. The absolute minimum of both the unprojected surface (panel a) and the one projected to $N_v = 6$, $Z_v = 6$ and $J = 0$ (panel e) corresponds to an oblate shape with $\beta \simeq 0.25$, which is consistent with the calculated quadrupole moments and $B(E2)$ strengths. Figures 4 b), c) and d) also show the collective wavefunctions of the three lowest-energy states

of the oblate rotational band including configuration mixing through the GCM as discussed in Sec. II C 2. This is equivalent to the contributions of each projected VAP wavefunction to the $J = 0_{\text{gs}}^+$, 2_1^+ , and 4_1^+ mixed states. The common dominance of an oblate deformation across the three states confirms their identification in Fig. 1 as members of a well-established rotational band.

This picture is further supported by the occupation numbers obtained by the diagonalization. Table IV lists the values for the bandheads, but the occupation numbers are consistent across the band: $n(0d_{5/2}) = 9.3$, $n(1s_{1/2}) = 1.4$ and $n(0d_{3/2}) = 1.3$. On the one hand, the $0d_{5/2}$ orbital presents the largest relative occupancy— $n(0d_{5/2})/[2(2j+1)] = 0.78$ —due to the 21% contribution of closed $0d_{5/2}$ subshell. On the other, the occupation numbers indicate that the ground state is not entirely $0p$ - $0h$ as predicted by the quasi-SU(3) model. Nonetheless, the relative occupancy of the $1s_{1/2}$ orbital ($1.4/4 = 0.35$) is more than twice that of the $0d_{3/2}$ state ($1.3/8 = 0.16$). This difference is driven by quadrupole correlations, since in ^{28}Si the two orbitals have very similar effective single-particle energies [21]. The np - nh excitations to the $0d_{3/2}$ orbital may account for the larger deformation obtained with the USDB interaction compared to the quasi-SU(3) value for the quadrupole moment listed in Table I.

Finally, for the β -vibration band the theoretical transition strengths in Fig. 1 also agree well with experiment. Our PGCM calculations support the interpretation of the first excited 0_2^+ state, at an excitation energy of about 5 MeV, as the bandhead of a β -vibration of the oblate

TABLE IV. Occupation numbers for ^{28}Si , $n(\text{orbital})$, of the sd -shell and summed pf -shell orbitals from diagonalization. The results are for the bandheads of the oblate and prolate bands obtained with the USDB, USDB-MOD and SDPF-NR interactions.

| | $n(0d_{5/2})$ | $n(1s_{1/2})$ | $n(0d_{3/2})$ | $n(pf)$ |
|------------------|---------------|---------------|---------------|---------|
| USDB | | | | |
| Oblate | 9.32 | 1.43 | 1.25 | |
| Oblate vibration | 9.41 | 1.46 | 1.13 | |
| “Prolate” | 7.84 | 1.64 | 2.52 | |
| USDB-MOD | | | | |
| Oblate | 8.74 | 1.58 | 1.68 | |
| Oblate vibration | 8.86 | 1.40 | 1.74 | |
| Prolate | 7.74 | 1.28 | 2.98 | |
| SDPF-NR | | | | |
| Oblate | 8.04 | 1.71 | 1.75 | 0.50 |
| Oblate vibration | 8.82 | 1.26 | 1.50 | 0.42 |
| Prolate | 6.98 | 1.62 | 2.83 | 0.57 |

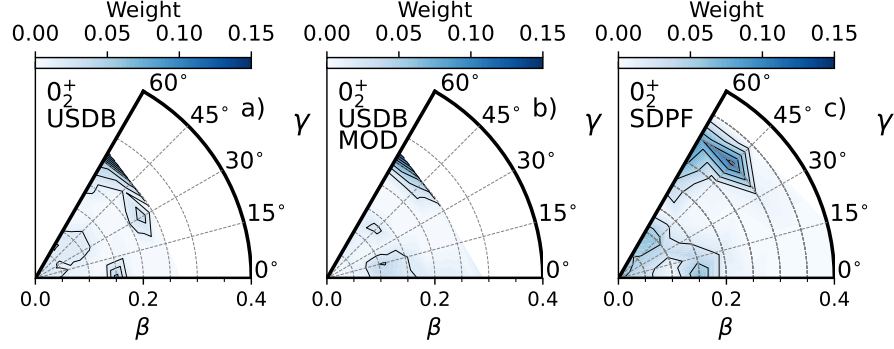


FIG. 5. ^{28}Si PGCM collective wavefunctions of 0^+ β -vibration states for the USDB (a), USDB-MOD (b) and SDPF-NR (c) interactions.

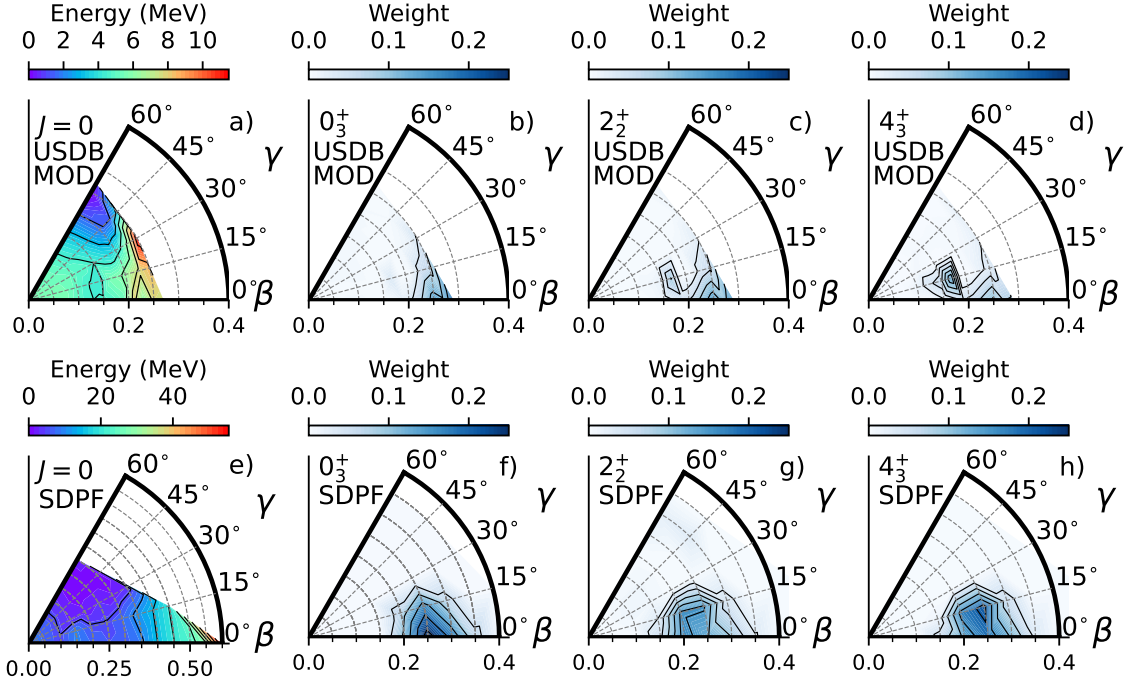


FIG. 6. ^{28}Si reference-state total energy surfaces and PGCM prolate collective wavefunctions. The energy surfaces, projected to $N_v = Z_v = 6$ and $J = 0$, are calculated for the USDB-MOD (a) and SDPF-NR (e) interactions. The collective wavefunctions correspond to the lowest-energy 0^+ , 2^+ and 4^+ states with prolate shape obtained for USDB-MOD (b-d) and SDPF-NR (f-h).

shape. Figure 5 a) shows a collective wavefunction that is almost identical to the ones for the ground state and for the associated rotational band, depicted in Figs. 4 b), c) and d). Moreover, the results in Table IV indicate that the occupation numbers of the 0_2^+ state and the ground state are very similar, further supporting the idea that this band has a β -vibration nature.

B. Prolate band

In contrast with the oblate low-energy structure, a comparison between panels a) and b) of Fig. 1 highlights

that the prolate band with bandhead at ~ 6.5 MeV is not well described by the USDB interaction. Even though in the diagonalization the 0_3^+ , 2_3^+ and 4_3^+ states present an apparently rotational band spacing—albeit with bandhead ~ 1 MeV higher than in experiment—, they are connected by much weaker transitions, $B(E2; 2_3^+ \rightarrow 0_3^+) = 43 e^2 \text{ fm}^4$ and $B(E2; 4_3^+ \rightarrow 2_3^+) = 63 e^2 \text{ fm}^4$, than the measured $B(E2; 4_3^+ \rightarrow 2_3^+) = 146 \pm 20 e^2 \text{ fm}^4$. Consistently, the quadrupole moment of the 2_3^+ state, listed in Table II, does not correspond to a well-developed prolate state either. The variational results in Fig. 1 and Table II also predict weak electric quadrupole transitions between these states. Further, the PGCM illustrates even more

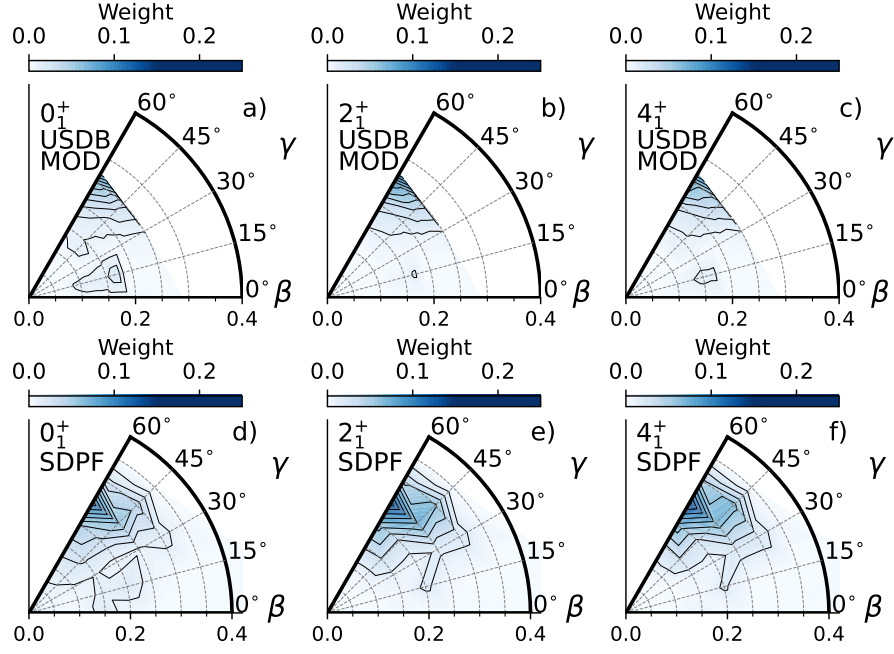


FIG. 7. Collective wavefunctions as in Fig. 6, but for the USDB-MOD (a-c) and SDPF-NR (d-f) interactions and the lowest-energy oblate states.

clearly the lack of a common structure: the collective wavefunctions in Figs. 4 f), g) and h) indicate that the 0_3^+ bandhead presents a larger deformation than the 2_3^+ and 4_3^+ states. Therefore, even if, for convenience, we label these USDB states in Fig. 1 b) and Table IV as “prolate”, they do not show any feature of such deformed shape.

Nonetheless, the results of the quasi-SU(3) analysis summarized in Table I suggest that a prolate structure can be accommodated within the sd shell, provided that 2p-2h and 4p-4h excitations to the $0d_{3/2}$ orbital do not have to overcome a too large gap due to the orbital’s single-particle energies. In order to favor these excitations—while leaving the oblate rotational and vibrational bands unchanged—we propose a slightly modified interaction, denoted as USDB-MOD. We lower the single-particle energy for the $0d_{3/2}$ orbital by 1.2 MeV, thus reducing the single-particle gap. The rest of the USDB-MOD interaction is the same as USDB.

Figure 1 c) and Table II show the results obtained with the new USDB-MOD interaction. Energy-wise the results are very similar to the ones for USDB, only with the prolate band appearing at ~ 1 MeV lower excitation energy. The main change concerns the electric quadrupole observables. First, the $B(E2)$ transition strengths are now consistent with experiment. Second, the quadrupole moment of the 2_2^+ state is consistently large, and supports a prolate shape. Therefore, the results obtained with USDB-MOD suggest an actual prolate structure, unlike those predicted by USDB. In turn, the oblate and vibrational bands remain almost unaltered. The agree-

ment between the diagonalization and the variational results is excellent.

The PGCM calculations also confirm the prolate nature of the band obtained with the USDB-MOD interaction. First, at the mean-field level the total energy surface of USDB-MOD, Fig. 6 a), shows a prolate minimum, in contrast with the corresponding surface of USDB, Fig. 4 e). More importantly, Figs. 6 b), c) and d) show that the 0_3^+ , 2_3^+ and 4_3^+ states share a common deformation across the band, although there is a minor loss in collectivity as J increases. Further, Fig. 7 shows that the ground-state band preserves its well-deformed character, and likewise Fig. 5 b) illustrates that the β vibration is preserved as well.

Table IV lists the occupation numbers of the prolate 0_3^+ bandhead. The occupancy of the $0d_{3/2}$ orbitals for USDB-MOD is about 0.5 nucleons higher than for USDB—equivalently, the combined $0d_{5/2}$ and $1s_{1/2}$ orbitals are less occupied by around 0.5 nucleons. This change is consistent with the prediction of the quasi-SU(3) scheme. We note that very recently Ref. [67], using the variation pair condensate method, has also pointed out the possibility of taking into account the coexistence of oblate and prolate shapes in ^{28}Si in an sd -shell calculation.

However, given the excellent performance of the USDB interaction across the sd shell, we expect that the change introduced into USDB-MOD will translate into a lower-quality description of nuclei neighboring ^{28}Si . In addition, the quasi-SU(3) scheme with an additional orbital discussed in Eq. (9) and Fig. 3 f) suggests that, if the

$0d_{5/2} - 1s_{1/2}$ doublet is complemented with 2p-2h excitations to the $0f_{7/2}$ orbital—at a cost of overcoming the $sd - pf$ shell gap—the associated deformation would be similar to the one achieved by the combination of the doublet with 4p-4h contributions to the $0d_{3/2}$ orbital listed in Table I.

Therefore, we explore further the structure of the prolate band expanding the configuration space to include the pf shell. For this space we use the SDPF-NR interaction [53]. Since the configuration space now involves two major harmonic oscillator shells, we take care of possible spurious center-of-mass contamination by adding to SDPF-NR the center-of-mass Hamiltonian, \mathcal{H}_{cm} , scaled by a factor $\lambda_{\text{cm}} = 0.5$ [34]: $\mathcal{H}'_{\text{eff}} = \mathcal{H}_{\text{eff}} + \lambda_{\text{cm}} \mathcal{H}_{\text{cm}}$. Additionally, in the PGCM calculations we constrain $Q_{10} = 0$ and $Q_{11} = 0$.

Since we cannot perform the diagonalization in the full $sdpf$ space, we restrict the number of excitations from the sd to the pf shell to up to 4p-4h. As we discuss in Sec. III C, this should be sufficient to capture the leading prolate configurations involving the pf shell. Figure 8 (left side) shows the spectrum and electric quadrupole transitions for this truncated diagonalization. The $B(E2; 2_2^+ \rightarrow 0_2^+)$ transition is consistent with the experimental value in Fig. 1 a), supporting the interpretation as a prolate band. In addition, the quadrupole moment for the 2_2^+ state in Table II is also consistent with a prolate intrinsic shape. Perhaps surprisingly, Table IV indicates that the 0_2^+ prolate bandhead only contains 0.57 nucleons in the pf shell—excited from the $0d_{5/2} - 1s_{1/2}$ orbitals—but this adds enough deformation to form a prolate rotational band. Nevertheless, this indicates that 24% of the prolate state has a 2p-2h $sd - pf$ character, an important contribution to the wavefunction. The oblate and vibrational bands feature a similar occupation of the pf shell, which leads to some additional deformation compared to the USDB results.

In addition to the usual insights, the PGCM allows us to consider the unrestricted $sdpf$ space. Figure 6 e) hints to a prolate local minimum at the projected energy surface, and Figs. 6 f), g) and h) show that the associated collective wavefunctions share a common prolate deformation across the band members. These results confirm that the prolate band is well reproduced by the $sdpf$ calculation. At the same time, Fig. 7 and Fig. 5 c) show that the ground-state and β -vibration bands keep their common, well-defined structure in the $sdpf$ configuration space.

Regarding the reliability of the PGCM in this large configuration space, Fig. 8 (right side) shows that the oblate ground-state band is in almost perfect agreement with the truncated diagonalization, while the vibrational band is similar but appears ~ 1 MeV lower in excitation energy. In both cases, the $B(E2)$ values agree well with experiment. In contrast, the prolate-band states appear at ~ 1.5 MeV higher energy, and with slightly lower deformation than in the truncated diagonalization. The quadrupole moments of the oblate and prolate 2^+

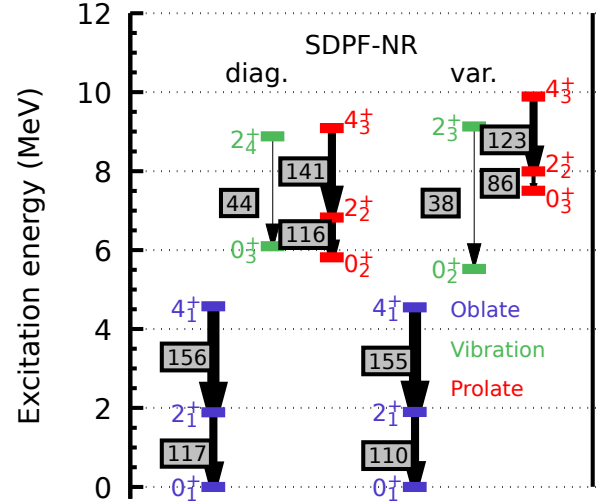


FIG. 8. Same as Fig. 1, but showing the results obtained for the SDPF-NR interaction with diagonalization (left) and the PGCM (right).

states in Table II also deviate somewhat from the diagonalization results. These differences could be related to the fact that the absolute energies in Table III are ~ 7 MeV higher for the PGCM than for the diagonalization. This difference points to non-captured correlations, such as pairing, which could be introduced as another generator coordinate for the configuration mixing; or the lack of dynamical correlations [68]. Nonetheless, since the disagreement between the diagonalization and the variational approach is mild, we expect the conclusions from the PGCM analysis to hold.

C. Superdeformation

Reference [24] has proposed the appearance of superdeformed states in ^{28}Si forming a rotational band with 0^+ bandhead at ~ 13 MeV excitation energy with $\beta \simeq 0.6$. In particular, this antisymmetrized molecular dynamics study assigns a 4p-4h $sd - pf$ structure to the superdeformed band. This prediction motivated the search in Ref. [28], which however did not find evidence for superdeformation.

Here, we analyze the possibility for the existence of superdeformed states in ^{28}Si with the shell model. First, we explore the deformations that can be achieved within the SU(3) schemes presented in Sec. II B. Figure 9 summarizes our results. The maximum deformation that can be achieved within the quasi-SU(3) sd -shell scheme presented in Table I is limited to $\beta \lesssim 0.3$ (orange crosses). Thus, in order to build superdeformed states, we need to consider excitations into the pf shell. In the pure SU(3) scheme in terms of $sd - pf$ excitations, superdeformed shapes with $\beta \simeq 0.6$ appear at the level of 4p-4h states (red triangles). Notably, higher $np-nh$ configurations offer mild gains in quadrupole correlations in comparison

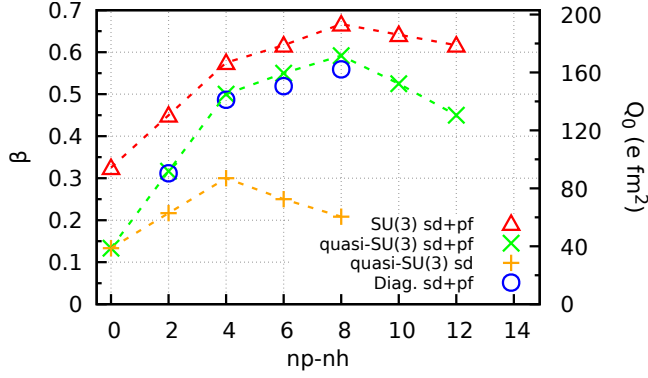


FIG. 9. Deformation parameter β (left axis) and the associated quadrupole moment Q_0 (right axis) for ^{28}Si for fixed np - nh structures in different schemes: SU(3) $sd+pf$ shells (red triangles), quasi-SU(3) $0d_{5/2} - 1s_{1/2}$ and $0f_{7/2} - 1p_{3/2}$ pairs (green times symbols), and quasi-SU(3) $0d_{5/2} - 1s_{1/2}$ plus the $0d_{3/2}$ orbital (orange crosses), compared to the fixed np - nh shell-model results for SDPF-NR (blue circles). For the latter, the space for 6p-6h and 8p-8h configurations is truncated to $sd+0f_{7/2} - 1p_{3/2}$.

to the energy cost of exciting nucleons to the pf shell. These quadrupole moments result from adding the contributions of filling the diagrams in Figs. 3 a) and d) for ^{28}Si . Likewise, the summed contributions of the diagrams in Figs. 3 b) and e) offer the more realistic quasi-SU(3) values, where nucleons are excited across the lowest-energy pair of orbitals in each shell, from $0d_{5/2} - 1s_{1/2}$ to $0f_{7/2} - 1p_{3/2}$ (green times symbols). In spite of the reduced deformation compared to SU(3), the 4p-4h configuration, with $\beta \simeq 0.5$, is superdeformed. Both SU(3) and quasi-SU(3) schemes predict the superdeformed band to be prolate.

To verify the validity of the analytical predictions, we perform fixed np - nh diagonalizations in the $sdpf$ space using SDPF-NR. The results, shown in Fig. 9 in blue circles, resemble closely the deformations of the quasi-SU(3) $sdpf$ scheme. Therefore, 4p-4h excitations into the pf shell could lead to superdeformed structures in ^{28}Si .

In order to explore the energies associated with these np - nh configurations, one should diagonalize the SDPF-NR interaction in the full $sdpf$ space. In our case, to manage the dimension of the configuration space we restrict the number of nucleons in the pf orbitals to $n(pf) \leq 4$. According to Fig. 9 this truncation should capture the main highly-deformed structures of ^{28}Si . In this truncated space we use the Lanczos strength function method to expand the $|0_{np-nh}^+\rangle$ states in terms of the eigenstates of the $sdpf$ space:

$$|0_{np-nh}^+\rangle = \sum_i a_i |0_i^+\rangle, \quad (26)$$

where a_i are the amplitudes of the expansion. Figure 10 shows the Lanczos strength functions for the lowest-

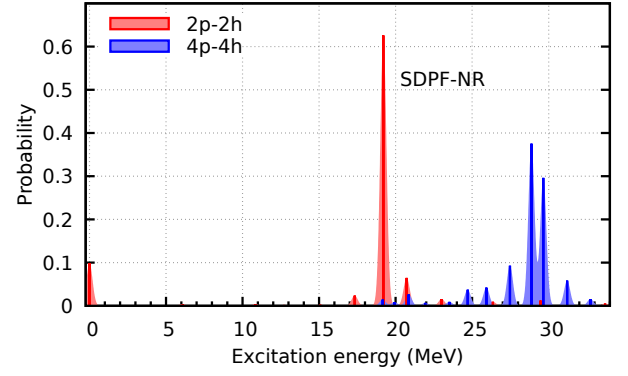


FIG. 10. Probability of finding the lowest-energy state in ^{28}Si with fixed 2p-2h and 4p-4h $sd-pf$ configuration as part of 0^+ states of the $sdpf$ space, for the SDPF-NR interaction. Each $sdpf$ state is convoluted with a Gaussian of width 200 keV.

energy collective 0^+ states with fixed 2p-2h and 4p-4h $sd-pf$ configuration. These states contribute mostly to $sdpf$ excited states with energies around 20 MeV and 30 MeV, respectively. In fact, in contrast to the 2p-2h case, Fig. 10 highlights that the superdeformed 4p-4h structure does not contribute significantly to any state below 20 MeV in excitation energy.

The PGCM allows us to perform a complementary study of the possible superdeformation in ^{28}Si considering the full $sdpf$ configuration space. For the basis, we chose a grid of 42 VAP wavefunctions with spacing $\delta_\beta = 0.05$ up to a maximum $\beta = 0.6$ and $\delta_\gamma = 15^\circ$. Consistently with the diagonalization results, our PGCM calculations do not feature any superdeformed 0^+ band-head below 20 MeV excitation energy. Figure 11 shows the collective wavefunction for the lowest-lying candidate for a superdeformed state, with $\beta \simeq 0.45$, which appears

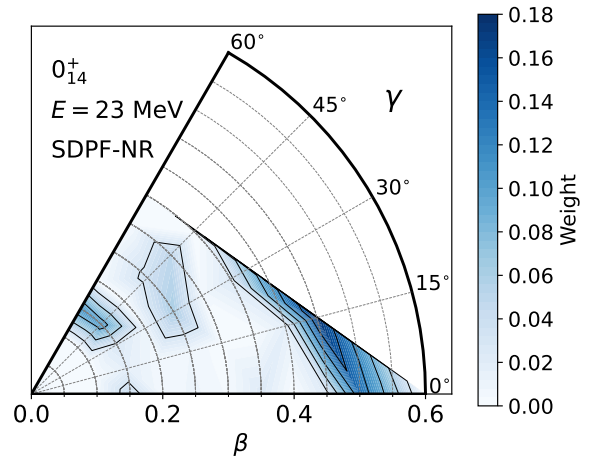


FIG. 11. PGCM collective wavefunction of the lowest-energy candidate superdeformed state (0_{14}^+) for ^{28}Si , obtained with the SDPF-NR interaction.

at an excitation energy of ~ 23 MeV. This state has on average 3.7 nucleons in the pf shell. Even though this high-energy state obtained with the variational approach may not be accurate enough to correspond to the exact solution [69], the consistency between the diagonalization and the PGCM results disfavors the appearance of superdeformed states in ^{28}Si below 20 MeV excitation energy.

Finally, we note that while this conclusion may appear in tension with the prediction of Ref. [24], our shell-model configuration space cannot accommodate cluster structures such as the $^{24}\text{Mg}+\alpha$ suggested for the ^{28}Si superdeformed band [24].

IV. SUMMARY AND OUTLOOK

In this study, we have analyzed the shape coexistence of ^{28}Si combining different approaches: the analytical quasi-SU(3) model; standard shell-model diagonalizations, and the variational PGCM.

We have found that the oblate ground-state rotational band and its associated β -vibration band are well described with the gold-standard USDB interaction in the sd shell. However, USDB fails to reproduce the experimental prolate rotational band. These conclusions are supported by the comparison between experimental and calculated electromagnetic moments and transitions via diagonalization, and by the analysis of collective wavefunctions using the PGCM. Likewise, both the diagonalization and the PGCM results show that the prolate band can be described in the sd shell, at the cost of lowering the single-particle energy of the $0d_{3/2}$ orbital by about 1 MeV. We name the resulting interaction USDB-MOD. Alternatively, the band can be reproduced by considering an extended configuration space including the pf shell with the well established SDPF-NR interaction. In both cases, the oblate structures of ^{28}Si are still well reproduced. The quasi-SU(3) model explains qualitatively the key role of the nucleon excitations into the $0d_{3/2}$ and pf -shell orbitals in order to build the prolate deformation.

Additionally, we have explored the possibility of superdeformation in ^{28}Si , predicted in previous works but not found experimentally so far [28]. According to the quasi-SU(3) scheme, such extreme shape requires the promotion of at least 4p-4h nucleons to the pf shell. However, neither our diagonalizations in a truncated $sdpf$ configuration space, nor our variational PGCM calculations considering the full space find any superdeformed 0^+ bandhead below 20 MeV excitation energy.

In most cases, the variational PGCM results are in excellent agreement with the diagonalization. However, in the largest $sdpf$ space, the difference in absolute energies between the diagonalization and the PGCM can reach $\sim 5\%$. These results could be improved by considering

additional generator coordinates, such as the isovector or isoscalar pairing [55, 56, 70], or by including dynamical correlations—which are more relevant in larger spaces—for instance via multi-reference many-body perturbation theory [68].

The shape coexistence in ^{28}Si can also be studied within our shell-model framework using *ab initio* interactions [21, 71, 72]. For instance, those derived with the VS-IMSRG [73] have been recently applied to study sd -shell [23, 74–76] and $sdpf$ -shell nuclei [77–80]. It would be actually quite interesting to explore whether the VS-IMSRG Hamiltonian for ^{28}Si , which is tailored just for this nucleus, describes both the oblate and prolate bands within the sd -shell—as suggested by the USDB-MOD interaction. Or if, in contrast, the sd valence-space correlations that drive the low-energy nuclear structure of ^{28}Si are not sufficient to capture the prolate band, as we have found with USDB.

While our results agree very well with experiment in most cases, some differences remain. For example, the collectivity of the ground-state oblate band is overpredicted in all our calculations. We have also predicted so far unknown inband and outband electric quadrupole $B(E2)$ values, that could be tested in forthcoming measurements. As an outlook, we also plan to expand our study of ^{28}Si by investigating the different octupole bands known experimentally [14] within our shell-model framework. In addition, we aim to explore the recently-measured hexadecupole deformation in this nucleus [81].

More generally, our results show the powerful predictive power of complementing standard shell-model diagonalizations with the variational PGCM to study shape coexistence in nuclei. Similar analyses could be carried out in other $N = Z$ nuclei in the sd shell, such as ^{24}Mg or ^{32}S , or in neutron-rich Si isotopes such as $^{30-42}\text{Si}$, which can also exhibit shape coexistence [29, 38, 53, 81–85]. Eventually, the PGCM enables us to address nuclei across the nuclear chart.

ACKNOWLEDGMENTS

We are grateful to Nobuo Hinohara and Alfredo Poves for very useful discussions. This work is financially supported by MCIN/AEI/10.13039/5011 00011033 from the following grants: PID2020-118758GB-I00, PID2021-127890NB-I00, RYC-2017-22781 and RYC2018-026072 through the “Ramón y Cajal” program funded by FSE “El FSE invierte en tu futuro”, CNS2022-135529 and CNS2022-135716 funded by the “European Union NextGenerationEU/PRTR”, and CEX2019-000918-M to the “Unit of Excellence María de Maeztu 2020-2023” award to the Institute of Cosmos Sciences; and by the Generalitat de Catalunya, grant 2021SGR01095.

-
- [1] K. Heyde and J. L. Wood, *Rev. Mod. Phys.* **83**, 1467 (2011).
- [2] F. Nowacki, A. Obertelli, and A. Poves, *Prog. Part. Nucl. Phys.* **120**, 103866 (2021).
- [3] P. E. Garrett, M. Zielińska, and E. Clément, *Prog. Part. Nucl. Phys.* **124**, 103931 (2022).
- [4] E. B. Carter, G. E. Mitchell, and R. H. Davis, *Phys. Rev.* **133**, B1421 (1964).
- [5] P. Chevallier, F. Scheibling, G. Goldring, I. Plessner, and M. W. Sachs, *Phys. Rev.* **160**, 827 (1967).
- [6] E. Ideguchi *et al.*, *Phys. Rev. Lett.* **87**, 222501 (2001).
- [7] D. Rudolph *et al.*, *Phys. Rev. Lett.* **82**, 3763 (1999).
- [8] A. N. Andreyev, M. Huyse, P. Van Duppen, *et al.*, *Nature* **405**, 430 (2000).
- [9] A. Poves, *J. Phys. G: Nucl. Part. Phys.* **43**, 024010 (2016).
- [10] T. Otsuka and Y. Tsunoda, *J. Phys. G: Nucl. Part. Phys.* **43**, 024009 (2016).
- [11] A. Gade and S. N. Liddick, *J. Phys. G: Nucl. Part. Phys.* **43**, 024001 (2016).
- [12] M. Goeppert Mayer, *Phys. Rev.* **75**, 1969 (1949).
- [13] O. Haxel, J. H. D. Jensen, and H. E. Suess, *Phys. Rev.* **75**, 1766 (1949).
- [14] P. M. Endt, *Nucl. Phys. A* **633**, 1 (1998).
- [15] J. P. Elliott, *Proc. R. Soc. Lon. Ser-A* **245**, 128 (1958).
- [16] J.-P. Bernier and M. Harvey, *Nucl. Phys. A* **94**, 593 (1967).
- [17] C. E. Vargas, J. G. Hirsch, and J. P. Draayer, *Nucl. Phys. A* **690**, 409 (2001).
- [18] M. Soyeur and A. P. Zuker, *Phys. Lett. B* **41**, 135 (1972).
- [19] B. H. Wildenthal and J. B. McGrory, *Phys. Rev. C* **7**, 714 (1973).
- [20] W. A. Richter, S. Mkhize, and B. A. Brown, *Phys. Rev. C* **78**, 064302 (2008).
- [21] N. A. Smirnova, B. R. Barrett, Y. Kim, I. J. Shin, A. M. Shirokov, E. Dikmen, P. Maris, and J. P. Vary, *Phys. Rev. C* **100**, 054329 (2019).
- [22] P. Choudhary and P. C. Srivastava, *Nucl. Phys. A* **1033**, 122629 (2023).
- [23] J. G. Li, H. H. Li, S. Zhang, Y. M. Xing, and W. Zuo, *Phys. Lett. B* **846**, 138197 (2023).
- [24] Y. Taniguchi, Y. Kanada-En'yo, and M. Kimura, *Phys. Rev. C* **80**, 044316 (2009).
- [25] N. Hinohara and Y. Kanada-En'yo, *Phys. Rev. C* **83**, 014321 (2011).
- [26] S. Kubono, K. Morita, M. H. Tanaka, A. Sakaguchi, M. Sugitani, and S. Kato, *Nucl. Phys. A* **457**, 461 (1986).
- [27] D. G. Jenkins *et al.*, *Phys. Rev. C* **86**, 064308 (2012).
- [28] L. Morris *et al.*, *Phys. Rev. C* **104**, 054323 (2021).
- [29] J. T. H. Dowie *et al.*, *Phys. Lett. B* **811**, 135855 (2020).
- [30] C. E. Svensson *et al.*, *Phys. Rev. Lett.* **85**, 2693 (2000).
- [31] E. Ideguchi, S. Ota, T. Morikawa, M. Oshima, M. Koizumi, Y. Toh, A. Kimura, H. Harada, K. Furutaka, S. Nakamura, *et al.*, *Phys. Lett. B* **686**, 18 (2010).
- [32] K. Hadyńska-Kłęk *et al.*, *Phys. Rev. Lett.* **117**, 062501 (2016).
- [33] E. Caurier, F. Nowacki, and A. Poves, *Phys. Rev. Lett.* **95**, 042502 (2005).
- [34] E. Caurier, J. Menéndez, F. Nowacki, and A. Poves, *Phys. Rev. C* **75**, 054317 (2007).
- [35] Y.-C. Yang, Y.-X. Liu, Y. Sun, and M. Guidry, *Eur. Phys. J. A* **54**, 1 (2018).
- [36] Y. Chiba and M. Kimura, *Phys. Rev. C* **91**, 061302 (2015).
- [37] Y. Taniguchi, Y. Kanada-En'yo, M. Kimura, K. Ikeda, H. Horiuchi, E. Ideguchi, *et al.*, *Phys. Rev. C* **82**, 011302 (2010).
- [38] R. R. Rodríguez-Guzmán, J. L. Egido, and L. M. Robledo, *Phys. Rev. C* **62**, 054308 (2000).
- [39] A. P. Zuker, J. Retamosa, A. Poves, and E. Caurier, *Phys. Rev. C* **52**, R1741 (1995).
- [40] E. Caurier, G. Martínez-Pinedo, F. Nowacki, A. Poves, and A. P. Zuker, *Rev. Mod. Phys.* **77**, 427 (2005).
- [41] B. Bally, A. Sánchez-Fernández, and T. R. Rodríguez, *Eur. Phys. J. A* **57**, 69 (2021).
- [42] B. Bally and T. R. Rodríguez, *Eur. Phys. J. A* **60**, 62 (2024).
- [43] W. Greiner, J. A. Maruhn, *et al.*, *Nuclear models* (Springer, 1996).
- [44] J. Suhonen, *From nucleons to nucleus: concepts of microscopic nuclear theory* (Springer Science & Business Media, 2007).
- [45] A. R. Edmonds, *Angular momentum in quantum mechanics* (Princeton university press, 1996).
- [46] A. Poves, F. Nowacki, and Y. Alhassid, *Phys. Rev. C* **101**, 054307 (2020).
- [47] A. P. Zuker, A. Poves, F. Nowacki, and S. M. Lenzi, *Phys. Rev. C* **92**, 024320 (2015).
- [48] J. Retamosa, J. M. Udias, A. Poves, and E. M. De Guerra, *Nucl. Phys. A* **511**, 221 (1990).
- [49] J. Blomqvist and A. Molinari, *Nucl. Phys. A* **106**, 545 (1968).
- [50] R. Zbikowski, C. W. Johnson, A. E. McCoy, M. A. Caprio, and P. J. Fasano, *J. Phys. G: Nucl. Part. Phys.* **48**, 075102 (2021).
- [51] T. Otsuka, A. Gade, O. Sorlin, T. Suzuki, and Y. Utsuno, *Rev. Mod. Phys.* **92**, 015002 (2020).
- [52] B. A. Brown, *Prog. Part. Nucl. Phys.* **47**, 517 (2001).
- [53] S. Nummela *et al.*, *Phys. Rev. C* **63**, 044316 (2001).
- [54] E. Caurier and F. Nowacki, *Acta Phys. Pol. B* **30**, 705 (1999).
- [55] B. Bally, A. Sánchez-Fernández, and T. R. Rodríguez, *Phys. Rev. C* **100**, 044308 (2019).
- [56] A. Sánchez-Fernández, B. Bally, and T. R. Rodríguez, *Phys. Rev. C* **104**, 054306 (2021).
- [57] A. Sánchez-Fernández, *Ph.D. thesis*, Universidad Autónoma de Madrid (2022).
- [58] N. Shimizu, T. Mizusaki, K. Kaneko, and Y. Tsunoda, *Phys. Rev. C* **103**, 064302 (2021).
- [59] K. Kaneko, N. Shimizu, T. Mizusaki, and Y. Sun, *Phys. Lett. B* **817**, 136286 (2021).
- [60] S. Kisiov *et al.*, *Phys. Rev. C* **106**, 034311 (2022).
- [61] D. D. Dao and F. Nowacki, *Phys. Rev. C* **105**, 054314 (2022).
- [62] A. Illana *et al.* (ISOLDE), *Phys. Rev. C* **108**, 044305 (2023).
- [63] L. Nies *et al.*, *Phys. Rev. Lett.* **131**, 222503 (2023).
- [64] J. A. Sheikh, J. Dobaczewski, P. Ring, L. M. Robledo, and C. Yannouleas, *J. Phys. G: Nucl. Part. Phys.* **48**, 123001 (2021).

- [65] T. R. Rodríguez, J. L. Egido, and L. M. Robledo, *Phys. Rev. C* **72**, 064303 (2005).
- [66] P. Raghavan, *At. Data Nucl. Data Tables* **42**, 189 (1989).
- [67] Y. Lei, Y. Lu, H. Jiang, Z. Z. Qin, N. A. Alam, D. Liu, and C. W. Johnson, (2024), [arXiv:2402.11276 \[nucl-th\]](#).
- [68] M. Frosini, T. Duguet, J.-P. Ebran, B. Bally, H. Hergert, T. R. Rodríguez, R. Roth, J. M. Yao, and V. Soma, *Eur. Phys. J. A* **58**, 64 (2022).
- [69] J. Martínez-Larraz and T. R. Rodríguez, *Phys. Rev. C* **106**, 054301 (2022).
- [70] N. Hinohara and J. Engel, *Phys. Rev. C* **90**, 031301 (2014).
- [71] G. R. Jansen, J. Engel, G. Hagen, P. Navratil, and A. Signoracci, *Phys. Rev. Lett.* **113**, 142502 (2014).
- [72] S. R. Stroberg, S. K. Bogner, H. Hergert, and J. D. Holt, *Ann. Rev. Nucl. Part. Sci.* **69**, 307 (2019).
- [73] T. Miyagi, S. R. Stroberg, J. D. Holt, and N. Shimizu, *Phys. Rev. C* **102**, 034320 (2020).
- [74] H. Heylen *et al.*, *Phys. Rev. C* **103**, 014318 (2021).
- [75] L. Jokiniemi, T. Miyagi, S. R. Stroberg, J. D. Holt, J. Kotila, and J. Suhonen, *Phys. Rev. C* **107**, 014327 (2023).
- [76] I. Zanon *et al.*, *Phys. Rev. Lett.* **131**, 262501 (2023).
- [77] N. Kitamura *et al.*, *Phys. Rev. C* **105**, 034318 (2022).
- [78] T. J. Gray *et al.*, *Phys. Rev. Lett.* **130**, 242501 (2023).
- [79] R. S. Lubna *et al.*, *Phys. Rev. C* **109**, 014309 (2024).
- [80] Q. Yuan, J. G. Li, and W. Zuo, *Phys. Rev. C* **109**, L041301 (2024).
- [81] Y. K. Gupta *et al.*, *Phys. Lett. B* **845**, 138120 (2023).
- [82] E. Caurier, F. Nowacki, A. Poves, and J. Retamosa, *Phys. Rev. C* **58**, 2033 (1998).
- [83] F. Rotaru *et al.*, *Phys. Rev. Lett.* **109**, 092503 (2012).
- [84] E. Caurier, F. Nowacki, and A. Poves, *Phys. Rev. C* **90**, 014302 (2014).
- [85] R. Han *et al.*, *Phys. Lett. B* **772**, 529 (2017).
- [86] M. S. Basunia, *Nucl. Data Sheets* **114**, 1189 (2013).

Appendix A: Outband transitions

Here we collect $B(E2)$ transition strengths, including the inband transitions given in Fig. 1 and Fig. 8, and outband transitions, this is, those connecting states that belong to different bands according to the scheme shown in Fig. 1. Table V lists all these results obtained by diagonalization and the PGCM, and compares them to the experimental values when available.

For outband $B(E2)$ s, the PGCM and diagonalization results agree well for both the USDB and USDB-MOD interactions. However, the two methods present larger discrepancies for the SDPF interaction, especially for the transitions connecting the prolate and vibrational bands, where the PGCM predicts larger $B(E2)$ values. In general, the calculated outband transitions are in reasonable agreement with the measured ones, except for the $B(E2, 2_{\text{obl}} \rightarrow 0_{\text{pro}})$ from the SDPF-NR diagonalization, which overpredicts the data. On the other hand, it is only the latter calculation that gives a very good agreement with the experimental $B(E2, 2_{\text{obl}} \rightarrow 0_{\text{vib}})$ value.

TABLE V. $B(E2)$ transition strength values involving initial (J_i^+) and final (J_f^+) 0^+ , 2^+ and 4^+ states in the oblate, β -vibration and prolate bands in ^{28}Si , labeled as in Fig. 1. Theoretical PGCM and diagonalization results for the USDB, USDB-MOD and SDPF-NR interactions are compared to experimental data.

| J_i^+ | J_f^+ | Experiment | USDB | | USDB-MOD | | SDPF-NR | |
|------------------|------------------|----------------|----------------------------|-------|----------|-------|---------|-------|
| | | | PGCM | Diag. | PGCM | Diag. | PGCM | Diag. |
| | | | $B(E2) (e^2 \text{ fm}^4)$ | | | | | |
| 2 _{obl} | 0 _{obl} | 67±2 [14] | 100 | 100 | 112 | 111 | 110 | 117 |
| 4 _{obl} | 2 _{obl} | 70±7 [14] | 140 | 140 | 149 | 149 | 155 | 157 |
| 2 _{vib} | 0 _{vib} | 28±7 [14] | 23.2 | 27.8 | 33.6 | 32.1 | 38.4 | 43.7 |
| 2 _{pro} | 0 _{pro} | | 16.5 | 43.5 | 98.9 | 93.7 | 86.5 | 116 |
| 4 _{pro} | 2 _{pro} | 147±25 [14] | 74.0 | 63.0 | 124 | 123 | 123 | 142 |
| 2 _{obl} | 0 _{vib} | 8.7±1.6 [14] | 16.7 | 16.4 | 15.4 | 14.7 | 15.3 | 6.95 |
| 2 _{obl} | 0 _{pro} | 0.27±0.02 [86] | 0.22 | 0.74 | 0.35 | 0.18 | 0.05 | 5.60 |
| 2 _{vib} | 0 _{obl} | 0.15±0.05 [14] | 0.33 | 0.05 | 0.10 | 0.14 | 0.01 | 0.04 |
| 2 _{vib} | 0 _{pro} | | 55.8 | 50.1 | 34.0 | 30.7 | 34.7 | 0.03 |
| 2 _{pro} | 0 _{obl} | | 0.19 | 0.95 | 0.57 | 0.25 | 0.75 | 2.82 |
| 2 _{pro} | 0 _{vib} | | 6.98 | 12.1 | 29.9 | 20.4 | 20.4 | 5.10 |
| 4 _{obl} | 2 _{vib} | 7.2±2.7 [14] | 3.40 | 1.38 | 4.09 | 3.32 | 3.64 | 2.56 |
| 4 _{obl} | 2 _{pro} | | 3.71 | 3.42 | 0.94 | 1.16 | 1.80 | 1.47 |
| 4 _{pro} | 2 _{obl} | | 0.38 | 0.14 | 1.62 | 1.14 | 0.16 | 0.60 |
| 4 _{pro} | 2 _{vib} | | 7.85 | 9.84 | 1.91 | 1.03 | 21.09 | 2.32 |
| 2 _{vib} | 2 _{obl} | | 0.35 | 0.18 | 8.72 | 7.92 | 5.28 | 5.97 |
| 2 _{vib} | 2 _{pro} | | 30.2 | 12.8 | 14.0 | 9.73 | 37.0 | 5.90 |
| 2 _{pro} | 2 _{obl} | | 1.51 | 7.71 | 8.23 | 9.06 | 11.4 | 13.6 |
| 4 _{pro} | 4 _{obl} | | 2.54 | 2.78 | 0.67 | 1.06 | 2.19 | 2.20 |