

GENERALIZED MAZUR PATTERNS AND IMMERSED HEEGAARD FLOER HOMOLOGY

JAY PATWARDHAN AND ZHEHENG XIAO

ABSTRACT. Generalizing prior work of Levine, we give infinitely many examples of pattern knots P such that $P(K)$ is not slice in any rational homology 4-ball, for any companion knot K . To show this, we establish a closed formula for the concordance invariants τ and ϵ of a family of satellite knots obtained from generalized Mazur patterns. Our main computational tool is the immersed curve technique from bordered Heegaard Floer homology arising from the work of Chen-Hanselman.

CONTENTS

1. Introduction	1
2. Knot Floer homology	5
2.1. The knot Floer complex and concordance invariants	6
2.2. Bordered Heegaard Floer homology	10
2.3. Obtaining type A structures from Heegaard diagrams	13
2.4. Obtaining type D structures from $CFK^-(K)$	14
3. Immersed Heegaard Floer homology	16
3.1. From type D structures to immersed curves	17
3.2. Pairing diagrams	18
3.3. Computation of $\tau(P(K))$ and $\epsilon(P(K))$ from the pairing diagram	20
4. Generalized Mazur patterns	23
5. Computation of $\tau(Q_{m,n}(K))$ and $\epsilon(Q_{m,n}(K))$	30
Appendix A. Computation of $\tau(Q_{m,n}(K))$ using bordered Heegaard Floer homology	39
A.1. Bordered strategy to determine $\tau(P(K))$	39
A.2. Examples	40
A.3. Computation of $\tau(Q_{m,n}(K))$	44
References	50

1. INTRODUCTION

Two knots in S^3 are said to be *smoothly concordant* if they co-bound a smoothly embedded annulus in $S^3 \times I$. The set of concordance classes of knots form a group \mathcal{C} , with addition given by connect sum, and identity given by the concordance class of the unknot. In particular, knots in the concordance class of the unknot are called *smoothly slice*. The classical study of knot concordance looks to classify which knots in S^3 are smoothly slice in D^4 .

One may extend the notion of sliceness to knots to more general 3-manifolds. A knot K in the boundary of a smooth 4-manifold M is said to be *smoothly slice* if it bounds a smoothly embedded

JP was partially supported by NSF CAREER Grant DMS-2019396.

ZX was partially supported by NSF CAREER Grant DMS-2019396.

disk in M . There are also weaker notions of concordance that we consider: two knots are *exotically concordant* if they co-bound a smoothly embedded annulus in a smooth 4-manifold homeomorphic to $S^3 \times I$ but possibly with an exotic smooth structure, and (for a ring R) *R -homology concordant* if they co-bound a smoothly embedded annulus in a smooth manifold with the same R -homology of $S^3 \times I$. Then, a knot $K \subset S^3$ is *exotically slice* or *R -homology slice* if it is exotically or R -homology concordant to the unknot, respectively; this is the same as saying that K bounds an embedded disk in a contractible 4-manifold (which is homeomorphic to D^4 by Freedman [Fre82]) or an R -homology 4-ball, respectively. In particular, \mathbb{Q} -homology concordance is stronger than exotic concordance.

For any two knots $K \subset S^3$ and $P \subset S^1 \times D^2$, let $P(K)$ denote the satellite knot of K with pattern P . If K is concordant to K' , then $P(K)$ is concordant to $P(K')$, so we may regard P as an operator $P : \mathcal{C} \rightarrow \mathcal{C}$, called the *satellite operator*. Note that this map is generally not a homomorphism. The satellite operator is well-studied in literature; see for example [Hed07, Hom14a, Lev16]. Moreover, we define the *winding number* $w(P)$ to be the number of signed intersections of a meridional disk with P .

Problem 1.45 in Kirby's problem list [Kir97], attributed to Akbulut, asks whether there exists a winding number ± 1 satellite operator P for which $P(K)$ is never exotically slice in any rational homology 4-ball with boundary S^3 . Levine answered a stronger version of this in the affirmative:

Theorem 1.1. [Lev16, Theorem 1.2] *There exists a pattern knot $P \subset S^1 \times D^2$ with winding number 1 such that for any knot $K \subset S^3$, $P(K)$ is not slice in any rational homology 4-ball.*

Levine's strategy was to find a pattern Q which induces a non-surjective satellite operator on the rational homology concordance classes, so that there exists a knot L which is not concordant to $Q(K)$ for all $K \subset S^3$. Then, $P = Q\# - L \subset S^1 \times D^2$ satisfies the conclusion of the Theorem. In particular, he chose Q to be the Mazur pattern, shown in Figure 1.

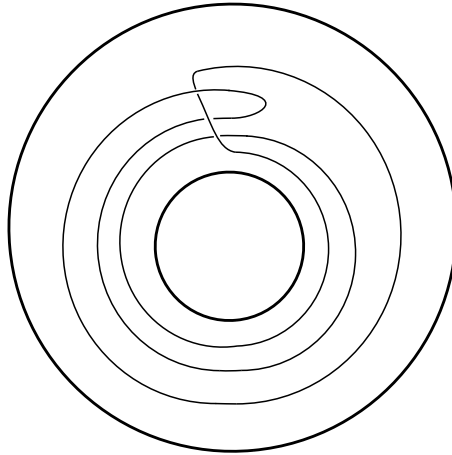
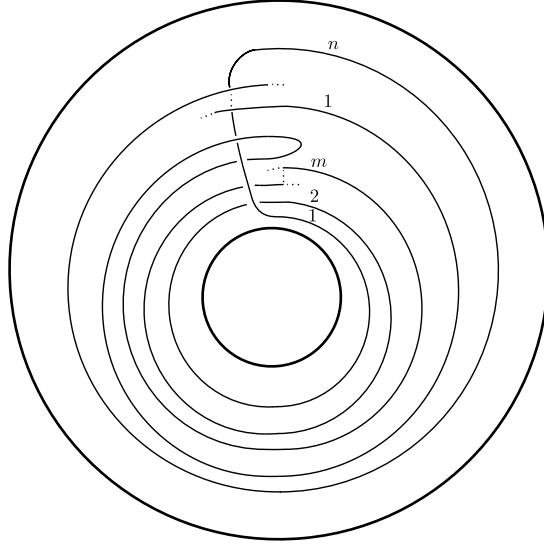


FIGURE 1. The Mazur pattern $Q_{2,1}$ embedded in the solid torus $V = S^1 \times D^2$.

The goal of this paper is to expand on this result to obtain an infinite family of pattern knots with winding number ± 1 whose satellites are never slice in any rational homology 4-ball. To do this, we consider a generalization of the Mazur pattern Q .

Definition 1.2. Starting with a point in the solid torus, wind m times around the torus, then turn around and wind n times. Join the top endpoint of the arc to the bottom endpoint by crossing under the first n times, and over the next m times, resulting in a clasp where the pattern turns

FIGURE 2. The generalized Mazur pattern $Q_{m,n}$

around. The resulting pattern knot is a *generalized Mazur pattern* $Q_{m,n}$, and a picture of this is shown in Figure 2.

A pattern knot P is a $(1,1)$ -pattern if it admits a genus one doubly-pointed Heegaard diagram, and is an *unknot pattern* if $P(U) \simeq U$ in S^3 , where U is the unknot [Che19, CH23]. Generalized Mazur patterns $Q_{m,n}$ are part of the class of $(1,1)$ -unknot patterns, and have winding number $\pm(m - n)$ depending on the orientation. We show that the pattern remains the same if we switch m and n .

Proposition 1.3. *Inside the solid torus $S^1 \times D^2$, $Q_{m,n}$ is isotopic to $Q_{n,m}$.*

In the early 2000s, Ozsváth and Szabó [OS04b, OS04c] introduced Heegaard Floer homology, a collection of invariants of three-manifolds and knots and links inside them. The knot version, also independently introduced by Rasmussen [Ras03], associates to every knot $K \subset S^3$ a $\mathbb{Z} \oplus \mathbb{Z}$ -filtered, free $\mathbb{F}[U, U^{-1}]$ -complex $CFK^\infty(K)$, called the knot Floer complex of K . Knot Floer homology has several nice properties; for example, it categorifies the Alexander polynomial [OS04b], detects the knot genus [OS04a], and detects fiberedness [Ghi08, Ni07]. There are a variety of concordance invariants arising from $CFK^\infty(K)$; in this paper, we are interested in the integer-valued τ -invariant [OS03] and the $\{-1, 0, 1\}$ -valued ϵ -invariant [Hom14b], which are maps with domain the set of rational homology concordance classes.

In [Lev16], Levine computed $\tau(Q(K))$ and $\epsilon(Q(K))$ for satellites of knots along the Mazur pattern.

Theorem 1.4. [Lev16, Theorem 1.6] *If Q is the Mazur pattern, then for any knot $K \subset S^3$, we have*

$$\tau(Q(K)) = \begin{cases} \tau(K) & \text{if } \tau(K) \leq 0 \text{ and } \epsilon(K) \in \{0, 1\} \\ \tau(K) + 1 & \text{if } \tau(K) > 0 \text{ or } \epsilon(K) = -1. \end{cases}$$

and

$$\epsilon(Q(K)) = \begin{cases} 0 & \text{if } \tau(K) = \epsilon(K) = 0 \\ 1 & \text{otherwise} \end{cases}$$

In this paper, we generalize this result to the generalized Mazur patterns $Q_{m,n}(K)$:

Theorem 1.5. *Let $Q_{m,n}$ be the generalized Mazur pattern embedded in the solid torus V . If $m \neq n$, then for any knot $K \subset S^3$, we have*

$$(1.1) \quad \tau(Q_{m,n}(K)) = \begin{cases} |m-n|\tau(K) & \text{if } \tau(K) \leq 0 \text{ and } \epsilon(K) \in \{0, 1\}, \\ |m-n|\tau(K) + |m-n| & \text{if } \tau(K) < 0 \text{ and } \epsilon(K) = -1, \\ |m-n|\tau(K) + \min(m, n) & \text{if } \tau(K) > 0 \text{ and } \epsilon(K) = 1, \\ |m-n|\tau(K) + \max(m, n) - 1 & \text{if } \tau(K) \geq 0 \text{ and } \epsilon(K) = -1. \end{cases}$$

In the case where $m = n$, we have

$$(1.2) \quad \tau(Q_{m,m}(K)) = \begin{cases} 0 & \text{if } \tau(K) < 0, \\ m-1 & \text{if } \tau(K) = 0, \\ m & \text{if } \tau(K) > 0. \end{cases}$$

Also,

$$(1.3) \quad \epsilon(Q_{m,n}(K)) = \begin{cases} 0 & \text{if } \tau(K) = \epsilon(K) = 0, \\ 1 & \text{otherwise} \end{cases}$$

Remark 1.6. To put this computation into context, we make the following remark about $(1, 1)$ -patterns. Given a fixed pattern knot and a fixed companion knot, there are many available tools in the literature that compute the τ -invariant of $P(K)$, stemming from the bordered Heegaard Floer homology invariants. However, it is challenging to find a closed formula for $\tau(P(K))$ as we vary the companion knot. The formula above recovers the results in the literature for satellites along the Whitehead double $Q_{1,1}$ [Hed07, Theorem 1.4] and the Mazur pattern $Q_{2,1}$ [Lev16, Theorem 1.6]. Partial results for this formula have also been computed in [Ray15, Proposition 3.5], using certain conditions on the Thurston Bennet number.¹

Similar to [Lev16], we use techniques in bordered Heegaard Floer homology, due to Lipshitz, Ozsváth and Thurston [LOT18], which is well-adapted to study three-manifolds with parametrized boundary. In particular, we use the immersed curve interpretation of the bordered pairing theorem developed by Hanselman [Han23]. The proof strategy for Theorem 1.5 is inspired by [CH23, Section 6], which recovers Levine's computation using immersed curve techniques.

We are now ready to construct our infinite family of winding number ± 1 pattern knots which induce non-surjective satellite operators on the rational concordance groups. Since $\epsilon(Q_{m,m-1}(K)) \neq -1$ for all $K \subset S^3$, we may pick a knot $L \subset S^3$ such that $\epsilon(L) = -1$, such as the left handed trefoil. Then, $P_{m,m-1} = Q_{m,m-1} \# -L \subset S^1 \times D^2$ satisfies the conclusion of Theorem 1.1. Thus, we have shown the following.

Corollary 1.7. *For $m > 1$, the infinite family of winding number 1 pattern knots $P_{m,m-1}$ have the property that $P_{m,m-1}(K)$ is not smoothly slice in any rational homology 4-ball for any knot $K \subset S^3$.*

¹In Definition 1.2, we require m and n to be positive because if m (equivalently n) is 0, then $Q_{0,p} \simeq Q_{p,0}$ is the $(p, 1)$ -cable. Hom has computed this case in [Hom14a], and the result does not follow the pattern of Theorem 1.5. This is expected, since the methods we used to obtain the results above rely on the parameters m and n being strictly positive.

The computation of Theorem 1.5 also allows us to recover the pattern knot genus of generalized Mazur patterns $Q_{m,n}$. Recall that for a pattern P with winding number $w(P)$, a *relative Seifert surface* for P is a surface $\widehat{\Sigma}$ in $S^1 \times D^2$ such that the interior of $\widehat{\Sigma}$ is disjoint from P , and the boundary of $\widehat{\Sigma}$ consists of P together with $w(P)$ coherently oriented longitudes. The *genus* of a pattern $g(P)$ inside the solid torus is defined as the minimal genus of a relative Seifert surface for P . For a satellite knot $P(K)$ with nontrivial companion K , a classical result of Schubert [Sch53] shows the relation between the three-genus of the satellite knot $g(P(K))$ and $w(P)$, $g(P)$, and $g(K)$:

$$(1.4) \quad g(P(K)) = |w(P)|g(K) + g(P).$$

We know $w(Q_{m,n})$, so the value of $g(Q_{m,n})$ is determined by $g(Q_{m,n}(K))$ and $g(K)$ for some companion knot K of our choice. Using the fact that knot Floer homology detects knot genus, we obtain a formula for the genus of $Q_{m,n}$.

Proposition 1.8. *The patterns $Q_{m,n}$ have genus $g(Q_{m,n}) = \min(m, n)$.*

We end with a discussion on a related problem. While Theorem 1.5 allows us to compute the τ and ϵ -invariant of generalized Mazur patterns, one might hope that there is a general formula for $\tau(P(K))$ and $\epsilon(P(K))$ for any $(1, 1)$ -unknot pattern P . Moreover, we know that $(1, 1)$ -unknot patterns can be parameterized by a pair of integers (r, s) , so we expect that $\tau(P(K))$ and $\epsilon(P(K))$ can also be obtained with respect to r and s [Che19].

Question 1.9. *Is there a closed formula for the τ -invariant of satellite knots with $(1, 1)$ -unknot patterns?*

Organization. In Sections 2 and 3, we review some background from bordered and immersed Heegaard Floer homology and introduce the concordance invariants τ and ϵ . In particular, we focus on obtaining immersed curves for knot complements, methods to recover Alexander gradings, and the relevant pairing theorems which give a strategy for computing $\tau(Q_{m,n}(K))$ and $\epsilon(Q_{m,n}(K))$. In Section 4, we describe the generalized Mazur patterns and some properties, including a constructive procedure to recover their bordered Heegaard diagrams, and their 2-bridge link representation. Here, we recover Proposition 1.3. In Section 5, we find both the τ and ϵ -invariant for $Q_{m,n}$ using techniques from immersed Heegaard Floer homology, proving Theorem 1.5. We also use the pairing diagrams to recover Proposition 1.8. Lastly, Appendix 5 recovers the computation for the τ -invariant using only the ordinary bordered theory. Throughout the paper, the coefficients of Floer homology groups are taken in $\mathbb{F} = \mathbb{Z}/2\mathbb{Z}$.

Acknowledgements. The authors are grateful to Kristen Hendricks and Abhishek Mallick for their guidance, to Robert Lipshitz, Jonathan Hanselman, Wenzhao Chen, and Adam Levine for helpful discussions, and to the Summer 2023 DIMACS REU for providing the opportunity for their research.

2. KNOT FLOER HOMOLOGY

In this section, we will briefly review those features of most relevance. We assume that the reader is familiar with Heegaard Floer homology. For an introductory overview, see [Man14] and [OS06]. In Sections 2.1 to 2.3, we closely follow the notation from [Hom14a, Hom20]. In Section 2.4, we follow the notation from [Lev16].

2.1. The knot Floer complex and concordance invariants. To each $K \subset S^3$ we associate a $\mathbb{Z} \oplus \mathbb{Z}$ -filtered (freely finitely generated) $\mathbb{F}[U, U^{-1}]$ chain complex $CFK^\infty(K)$, called the *full knot Floer complex* of K [OS03]. This complex is well-defined up to chain homotopy equivalence. It admits two \mathbb{Z} -gradings called the *Alexander* and *Maslov* (or *homological*) gradings, denoted respectively by the maps $A, M : I \rightarrow \mathbb{Z}$, where I is a finite set of points specified by K .

Equivalently, CFK^∞ can be seen as an \mathbb{F} -vector space, freely generated by elements of the form

$$[x; i, j], \text{ where } x \in \mathbb{T}_\alpha \cap \mathbb{T}_\beta, (i, j) \in \mathbb{Z} \oplus \mathbb{Z}, \text{ and } j - i = A(x).$$

The triple $[x; i, j]$ corresponds to the generator $U^{-i}x$, and the (i, j) -filtration level is given by $\mathcal{F}_{i,j} = \{[x, i', j'] \in CFK^\infty : i' \leq i, j' \leq j\}$. The differential ∂ decreases the Maslov grading by 1, respects the Alexander filtration, and is U -equivariant, that is,

- $M(\partial x) = M(x) - 1$
- $A(\partial x) \leq A(x)$
- $\partial(U^n x) = U^n \partial x$

Moreover, multiplication by U decreases each filtration level by 1, lowers the Maslov grading by 2, and the Alexander grading by 1. In other words,

- $U[x; i, j] = [x; i - 1, j - 1]$
- $M(U[x; i, j]) = M([x; i - 1, j - 1]) = M([x; i, j]) - 2$
- $A(U[x; i, j]) = A([x; i - 1, j - 1]) = A([x; i, j]) - 1$

The Maslov and Alexander gradings for $[x; i, j]$ are then given by

$$M([x; i, j]) = M(x) + 2i, \quad A([x; i, j]) = j - i.$$

Graphically, we can represent CFK^∞ on a plane by drawing the element $[x; i, j]$ at (i, j) and the differentials as arrows that point (non-strictly) downwards and to the left, as seen in Figure 3. Multiplication by U decreases the Alexander grading of a generator by 1. The j coordinate is the generator's Alexander grading, and the i coordinate is the negative of its U power. The Maslov grading is not represented in this picture.

Example 2.1. The full knot Floer complex for the right-handed trefoil $T_{2,3}$ is depicted in Figure 3. As a $\mathbb{F}[U, U^{-1}]$ -vector space, it has three generators a, b, c , with differentials

$$\partial a = Ub + c, \quad \partial b = \partial c = 0.$$

The Alexander gradings of a, b, c are given by their j -coordinates, which are 1, 0, -1 , respectively. The Maslov gradings of a, b, c are $-1, 0, -2$, respectively. The homology of this complex is generated by $[b] = [U^{-1}c]$ over $\mathbb{F}[U, U^{-1}]$.

We can obtain various flavors of the knot Floer complex by taking different subcomplexes of $CFK^\infty(K)$. For a set $S \subset \mathbb{Z} \oplus \mathbb{Z}$, let $C\{S\}$ be the set of elements in $CFK^\infty(K)$ whose (i, j) -coordinates are in S . We then define

$$CFK^-(K) = C\{i \leq 0\}$$

to be the $\mathbb{F}[U]$ -module whose elements have non-positive i -coordinates, and whose differential is the induced differential. This complex has a natural \mathbb{Z} -filtration, induced by the Alexander filtration of $CFK^\infty(K)$. Denote the associated graded of $CFK^-(K)$ by $gCFK^-(K)$, and let the homology of the associated graded be

$$HFK^- = H_*(gCFK^-(K)).$$

Similarly, we can also take the \mathbb{Z} -filtered chain complex

$$\widehat{CFK}(K) = C\{i = 0\}$$

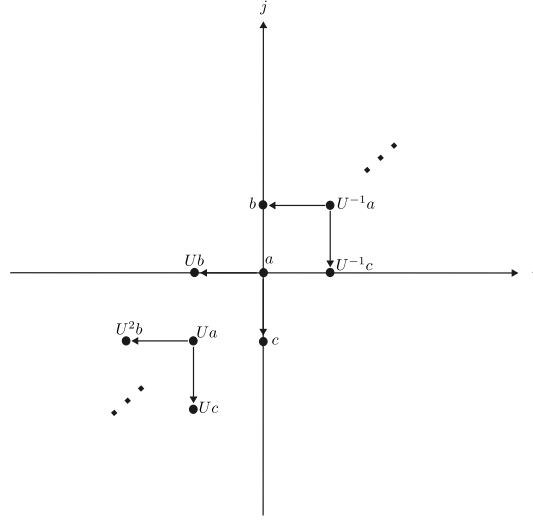


FIGURE 3. The full knot Floer complex for the right-handed trefoil.

with the induced differential, and denote the homology of the associated graded of $\widehat{CFK}(K)$ by

$$\widehat{HFK}(K) = H_*(g\widehat{CFK}).$$

This is commonly referred to as the *knot Floer homology* of K . While the homology of $\widehat{CFK}(K)$ is always \mathbb{F} , the homology of $g\widehat{CFK}(K)$ is more interesting. As a bigraded vector space, the knot Floer homology decomposes as

$$\widehat{HFK}(K) = \bigoplus_{i,j} \widehat{HFK}_i(K, j),$$

where i and j indicate the Maslov and Alexander grading, respectively. It also satisfies symmetry under orientation reversal [OS04b, Section 3.5]:

$$\widehat{HFK}_i(K, j) = \widehat{HFK}_{i-2j}(K, j).$$

Furthermore, the knot Floer homology categorifies the Alexander polynomial in the following sense. Its graded Euler characteristic is the Alexander polynomial [OS04b, Equation (1)]:

$$\Delta_K(t) = \sum_{i,j} (-1)^i \dim \widehat{HFK}_j(K, s) t^s.$$

While the Alexander polynomial bounds the Seifert genus of K from below, the knot Floer homology detects the genus [OS04a] by

$$g(K) = \max\{s \mid \widehat{HFK}(K, s) \neq 0\}.$$

And whereas the Alexander polynomial obstructs fiberedness, knot Floer homology detects it [Ghi08, Ni07]:

$$K \text{ is fibered} \iff \widehat{HFK}(K, g(K)) = \mathbb{F}.$$

Note that the full knot Floer complex is defined over the base ring $\mathbb{F}[U, U^{-1}]$. We may define analogously a bigraded chain complex over the base ring $\mathcal{R} = \mathbb{F}[U, V]/UV$, denoted by $CFK_{\mathcal{R}}(K)$. To obtain $CFK_{\mathcal{R}}(K)$, we decorate each vertical arrow in $CFK^{\infty}(K)$ with V^n , where n is its vertical length, then set all the UV arrows to 0. In particular, $CFK^{\infty}(K)$ and $CFK_{\mathcal{R}}(K)$ have

the same set of original generators and differentials, except that for $CFK^\infty(K)$ we extend them linearly over $\mathbb{F}[U, U^{-1}]$, whereas for $CFK_{\mathcal{R}}(K)$ we extend them linearly over \mathcal{R} . We may also take subcomplexes of $CFK_{\mathcal{R}}(K)$ to obtain different flavors of the knot Floer chain complex over \mathcal{R} , such as $\widehat{CFK}_{\mathcal{R}}(K)$. We will make use of these chain complexes over \mathcal{R} in Section 5.

Next, we introduce some concordance invariants arising from the knot Floer complex. Recall that \widehat{CF} is an invariant of 3-manifolds, that \widehat{HF} is the homology of \widehat{CF} , and that in particular $\widehat{HF}(S^3) = \mathbb{F}$ (see [OS04a, OS04c]). For a knot $K \subset S^3$, the Alexander filtration on $\widehat{CFK}(K)$ induces a spectral sequence that converges to $\widehat{HF}(S^3)$. The invariant $\tau(K)$ is defined to be the Alexander grading of the unique cycle that survives to the E_∞ page. By symmetry of the full knot Floer complex, we have equivalently

$$\tau(K) = -\max\{s \mid U^n \cdot HFK^-(K, s) \neq 0 \text{ for all } n \geq 0\}.$$

In other words, $\tau(K)$ is minus the Alexander grading of the non-vanishing generator for $\mathbb{F}[U]$ in $HFK^-(S^3, K)$. This is different from but equivalent to the original definition of $\tau(K)$ in [OS03]; for a proof of the equivalence, see [OST08, Lemma A.2].

Define the *horizontal complex*

$$C^{\text{horz}} = C\{j = 0\}$$

to be the subquotient complex of $CFK^\infty(K)$, for which the elements have zero j -coordinates, and the differential ∂^{horz} is the induced differential. The horizontal complex has a \mathbb{Z} -filtration induced by $CFK^\infty(K)$. Similarly, we define the *vertical complex*

$$C^{\text{vert}} = C\{i = 0\},$$

to be the subquotient complex along the i -axis, which we previously called $\widehat{CFK}(K)$, with induced differential ∂^{vert} . Note that the vertical complex and the horizontal complex are homotopy equivalent.

For any $\mathbb{Z} \oplus \mathbb{Z}$ -filtered chain complex (C, ∂) , we say that $\{x_i\}$ is a *filtered basis* for (C, ∂) if for all pairs (a, b) , the set

$$\{x_i \mid x_i \in C\{i \leq a, j \leq b\}\}$$

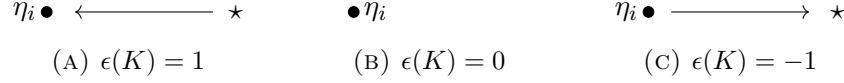
is a basis for $C\{i \leq a, j \leq b\}$. Let $\{\eta_i\}$ be a filtered basis over $\mathbb{F}[U]$ for a *reduced* complex $CFK^-(K)$, that is, the arrows in $CFK^-(K)$ point strictly downwards or to the left (or both). We say that $\{\eta_i\}$ is *horizontally simplified* if exactly one of the following situations holds for every η_i :

- (1) $\eta_i \in \text{im}(\partial^{\text{horz}})$, and there exists a unique η_{i-1} such that $\partial^{\text{horz}}\eta_{i-1} = \eta_i$.
- (2) $\eta_i \notin \text{im}(\partial^{\text{horz}})$, but $\eta_i \in \ker(\partial^{\text{horz}})$
- (3) $\eta_i \notin \ker(\partial^{\text{horz}})$, and $\partial^{\text{horz}}\eta_i = \eta_{i+1}$.

Recall that $H_*(C^{\text{horz}}) \cong H_*(\widehat{CFK}(K)) \cong \mathbb{F}$, i.e. the horizontal complex is generated by one distinguished basis element upon taking homology. After reordering, we call this distinguished element η_0 .

A vertically simplified basis $\{\xi_j\}$ is defined similarly, replacing ∂^{horz} by ∂^{vert} . Let ξ_0 be the distinguished non-vanishing basis element that generates $H_*(C^{\text{vert}})$ after reordering the basis. Note that if we have a horizontally simplified basis $\{\eta_i\}$, then $\tau(K) = -A(\eta_0)$. If we have a vertically simplified basis $\{\xi_j\}$, then $\tau(K) = A(\xi_0)$.

Hom [Hom14a, Lemma 3.2 and 3.3] showed that $CFK^-(K)$ is always homotopy equivalent to a reduced chain complex \mathcal{C} , which admits a horizontally simplified basis $\{\eta_i\}$ such that some η_i is the distinguished element of a vertically simplified basis. We then consider the position of η_i in the horizontal complex. It can have three situations, as enumerated above. To each situation we assign the numbers 1, 0 and -1 , respectively; see Figure 4.

FIGURE 4. Three positions of η_i in the horizontal complex.

This assignment is well-defined up to concordance, giving us the ϵ -invariant,

$$\epsilon : \mathcal{C} \rightarrow \{-1, 0, 1\}$$

which satisfies the following properties [Hom14a]:

- $\epsilon(K) = -\epsilon(\bar{K})$.
- If K is alternating, then $\epsilon(K) = \text{sgn}(\tau(K))$.
- If $\epsilon(K) = \epsilon(K')$, then $\epsilon(K \# K') = \epsilon(K) = \epsilon(K')$. If $\epsilon(K) = 0$, then $\epsilon(K \# K') = \epsilon(K')$.
- If $\epsilon(K) = 0$, then $\tau(K) = 0$.

By symmetry, $CFK^-(K)$ also admits a vertically simplified basis $\{\xi_j\}$ such that some ξ_j is the distinguished element of a horizontally simplified basis, and we can similarly obtain the ϵ -invariant by looking at vertical position of ξ_j .

Example 2.2. In the full knot Floer complex of the right-handed trefoil shown in Figure 3, $\{a, b, c\}$ is a vertically simplified basis, with b being the distinguished basis element. So we have $\tau(T_{2,3}) = A(b) = 1$. Looking at the horizontal position of b , we get $\epsilon(T_{2,3}) = 1$.

Even though we defined the τ and ϵ invariants using the CFK complexes, they can be computed in exactly the same way using the $CFK_{\mathcal{R}}$ complexes. This is because $CFK^\infty(K)$ and $CFK_{\mathcal{R}}(K)$ have the same set of generators, and almost the same set of differentials on those generators, except that on $CFK_{\mathcal{R}}(K)$ we decorate the vertical arrows with the extra V variable. In particular, $CFK^\infty(K)$ and $CFK_{\mathcal{R}}(K)$ have the same vertical and horizontal complexes. So if we have a horizontally simplified basis $\{\eta_i\}$ on $CFK_{\mathcal{R}}(K)$, then $\tau(K) = -A(\eta_0) = A(\xi_0)$ and $\epsilon(K)$ is determined by the vertical position of η_0 . This is the strategy we will employ to determine the ϵ -invariant in Section 5.

The τ -invariant and ϵ -invariant often admit a nice decomposition under the satellite operation. For instance, Hom [Hom14a, Theorem 1] showed that for the (p, q) -cable of a knot K , denoted $K_{p,q}$, we have

$$\tau(K_{p,q}) = \begin{cases} p\tau(K) + \frac{(p-1)(q-1)}{2} & \text{if } \epsilon(K) = 1, \text{ or } \epsilon(K) = 0 \text{ and } q > 0, \\ p\tau(K) + \frac{(p-1)(q+1)}{2} & \text{if } \epsilon(K) = -1, \text{ or } \epsilon(K) = 0 \text{ and } q < 0. \end{cases}$$

$$\epsilon(K_{p,q}) = \begin{cases} \epsilon(K) & \text{if } \epsilon(K) \neq 0, \\ -1 & \text{if } q < -1 \text{ and } \epsilon(K) = 0, \\ 0 & \text{if } |q| = 1 \text{ and } \epsilon(K) = 0, \\ 1 & \text{if } q > 1 \text{ and } \epsilon(K) = 0. \end{cases}$$

Shortly thereafter, Levine gave a formula for the τ and ϵ invariants of satellite knots with Mazur pattern Q , as stated in Theorem 1.4:

$$\tau(Q(K)) = \begin{cases} \tau(K) & \text{if } \tau(K) \leq 0 \text{ and } \epsilon(K) \in \{0, 1\}, \\ \tau(K) + 1 & \text{if } \tau(K) > 0 \text{ or } \epsilon(K) = -1. \end{cases}$$

$$\epsilon(Q(K)) = \begin{cases} 0 & \text{if } \tau(K) = \epsilon(K) = 0, \\ 1 & \text{otherwise.} \end{cases}$$

The main goal of this paper is to find an analogous result for the generalized Mazur patterns $Q_{m,n}$, that is, calculate $\tau(Q_{m,n}(K))$ and $\epsilon(Q_{m,n}(K))$.

2.2. Bordered Heegaard Floer homology. The bordered version of Heegaard Floer homology extends the theory to manifolds with boundary. In this section, we give a brief tour of the tools we will use in bordered Heegaard Floer homology; a more comprehensive discussion is given in [LOT18]. For most of this section, we follow the notation in [Hom14a].

First, we define the algebraic structures in bordered Heegaard Floer homology, such as A_∞ -modules and type D structures. Let \mathcal{A} be a unital differential graded algebra over \mathbb{F} , equipped with a subalgebra of idempotents $\mathcal{I} \subset \mathcal{A}$ generated by an orthogonal basis that sum up to 1. Let M be a (right) differential graded module over \mathcal{A} . Denote $M[n]$ as the module defined by $M[n]_d = M_{d-n}$. We say that M is a (right unital) \mathcal{A}_∞ -module if the family of right \mathcal{I} -actions

$$m_i : M \otimes \mathcal{A}^{i-1} \rightarrow M[2-i], \quad i \geq 1$$

satisfies the A_∞ relations

$$\begin{aligned} 0 &= \sum_{i=0}^n m_{n-i+1} (m_{i+1} (x \otimes a_1 \otimes \cdots \otimes a_i) \otimes a_{i+1} \otimes \cdots \otimes a_n) \\ &+ \sum_{i=1}^n m_{n+1} (x \otimes a_1 \otimes \cdots \otimes a_{i-1} \otimes d(a_i) \otimes a_{i+1} \otimes \cdots \otimes a_n) \\ &+ \sum_{i=1}^{n-1} m_n (x \otimes a_1 \otimes \cdots \otimes a_{i-1} \otimes a_i a_{i+1} \otimes a_{i+2} \otimes \cdots \otimes a_n) \end{aligned}$$

and the unital conditions

$$\begin{aligned} m_2(x, 1) &= x, \\ m_i(x, \cdots, 1, \cdots) &= 0, \quad i > 2. \end{aligned}$$

A *type D structure* over \mathcal{A} is a \mathbb{F} -vector space N , with left \mathcal{I} -action satisfying

$$N = \bigoplus_{i=1}^n \iota_i N,$$

and a map

$$\delta_1 : N \rightarrow \mathcal{A} \otimes_{\mathcal{I}} N,$$

satisfying the type D relations

$$(\mu \otimes \text{Id}_N) \circ (\text{Id}_{\mathcal{A}} \otimes \delta_1) \circ \delta_1 + (d \otimes \text{Id}_N) \circ \delta_1 = 0,$$

where $\mu : \mathcal{A} \times \mathcal{A} \rightarrow \mathcal{A}$ denotes the multiplication map on \mathcal{A} . Inductively, we can define maps on N

$$\delta_k : N \rightarrow \mathcal{A}^{\otimes k} \otimes_{\mathcal{I}} N$$

by setting

$$\begin{aligned} \delta_0 &= \text{Id}_N \\ \delta_i &= \text{Id}_{\mathcal{A}^{\otimes i-1}} \otimes \delta_1 \circ \delta_{i-1}. \end{aligned}$$

Given an A_∞ -module M and a type D structure N , we define the *box tensor product* $M \boxtimes N$ to be the \mathbb{F} -vector space $M \otimes N$, equipped with the differential map

$$\partial^{\boxtimes}(x \otimes y) = \sum_{k=0}^{\infty} (m_{k+1} \otimes \text{Id}_N)(x \otimes \delta_k(y)).$$

Let Y be a compact, oriented 3-manifold with connected boundary $\partial Y = F$. To the surface F , we associate a differential graded algebra $\mathcal{A}(F)$. To the 3-manifold Y , we associate two invariants: $\widehat{CFD}(Y)$, which is a type D structure, and $\widehat{CFA}(Y)$, which is a right \mathcal{A}_∞ -module over $\mathcal{A}(F)$. To a knot K_1 in Y_1 , we may associate either $\widehat{CFA}(Y_1, K_1)$, which is \mathbb{Z} -filtered \mathcal{A}_∞ -module, or $CFA^-(Y_1, K_1)$, which is an \mathcal{A}_∞ -module over $\mathcal{A}(F)$ with ground ring $\mathbb{F}[U]$. The pairing theorem [LOT18, Theorem 1.3 and 11.19] states that gluing 3-manifolds along their boundaries corresponds to taking the box tensor of their invariants. More concretely, let Y_1 and Y_2 be compact oriented 3-manifolds with boundary, along with an orientation-reversing diffeomorphism f from ∂Y_1 to ∂Y_2 . Let $Y = Y_1 \cup_f Y_2$ be the 3-manifold obtained by gluing Y_1 and Y_2 . Then there exists a homotopy equivalence

$$\widehat{CF}(Y) \simeq \widehat{CFA}(Y_1) \boxtimes \widehat{CFD}(Y_2).$$

Moreover, if we have a knot $K_1 \subset Y_1$ whose image $K \subset Y$ under identification is null-homologous, then we get a homotopy equivalence of $\mathbb{F}[U]$ -modules

$$gCFK^-(Y, K) \simeq CFA^-(Y_1, K_1) \boxtimes \widehat{CFD}(Y_2),$$

where $gCFK^-(Y, K)$ denotes the associated graded of $CFK^-(Y, K)$. We will discuss these invariants in more detail in Sections 2.3 and 2.4.

Remark 2.3. There is an alternate version of the pairing theorem, which gives a homotopy of \mathbb{Z} -filtered chain complexes

$$\widehat{CFK}(Y, K) \simeq \widehat{CFA}(Y_1, K_1) \boxtimes \widehat{CFD}(Y_2),$$

where \widehat{CFA} is the hat version of CFA^- . For more detail, see [LOT18].

In this paper, we are concerned with satellite knots, so we restrict our discussion to the case where F is the torus T^2 . We let Y_1 be the solid torus V equipped with a pattern knot P , and Y_2 be the bordered manifold $X_K = S^3 \setminus N^\circ(K)$ with the bordered structure given by the 0-framing (where $N^\circ(K)$ denotes a regular neighborhood of K). Upon gluing Y_1 and Y_2 , the knot $K \subset Y$ becomes the satellite knot $P(K)$ inside of S^3 . The pairing theorem then tells us that

$$(2.1) \quad gCFK^-(P(K)) \simeq CFA^-(V, P) \boxtimes \widehat{CFD}(X_K).$$

Setting P to be the generalized Mazur patterns, we see that computing $gCFK^-(Q_{m,n}(K))$ reduces to finding the A_∞ -module for the generalized Mazur patterns and the type D structure for X_K . We discuss how one may obtain these two components in Sections 2.3 and 2.4.

Next, we describe the graded algebra $\mathcal{A}(F)$ in the case where $F = T^2$; in the general case where $g(F) \geq 2$, $\mathcal{A}(F)$ is a differential graded algebra, as discussed in [LOT18]. Recall that one may specify a torus via handle decomposition: a disk D^2 with two 1-handles attached, such that the boundary is connected and can be capped off with a disk. We represent this information by a *pointed matched circle* $(Z, z, \{a_1, a_3\}, \{a_2, a_4\})$, where Z is an oriented circle, $z \in Z$ is a fixed basepoint, and $\{a_1, a_3\}, \{a_2, a_4\}$ are two pairs of points on Z disjoint from z (see Figure 5). We may recover the torus from the pointed matched circle; see [LOT14, Construction 1.2].

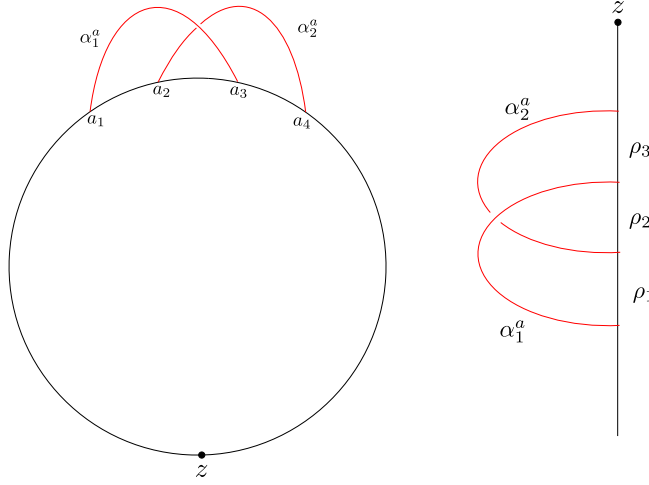


FIGURE 5. Left: the pointed matched circle for the surface T^2 . Right: the same pointed matched circle cut open at z .

Given a torus T^2 parametrized by a pointed matched circle, the graded algebra $\mathcal{A}(T^2)$ is generated over \mathbb{F} by two idempotents ι_0 and ι_1 (where $\iota_0 + \iota_1 = 1$) and the six “Reeb” elements $\rho_1, \rho_2, \rho_3, \rho_{12}, \rho_{23}, \rho_{123}$, satisfying the comptability conditions

$$\begin{aligned} \rho_1 &= \iota_1 \rho_1 = \rho_1 \iota_2 & \rho_2 &= \iota_2 \rho_2 = \rho_2 \iota_1 & \rho_3 &= \iota_1 \rho_3 = \rho_3 \iota_2 \\ \rho_{12} &= \iota_1 \rho_{12} = \rho_{12} \iota_1 & \rho_{23} &= \iota_2 \rho_{23} = \rho_{23} \iota_2 & \rho_{123} &= \iota_1 \rho_{123} = \rho_{123} \iota_2 \end{aligned}$$

and the nonzero products

$$(2.2) \quad \rho_1 \rho_2 = \rho_{12}, \quad \rho_2 \rho_3 = \rho_{23}, \quad \rho_1 \rho_2 \rho_3 = \rho_{123}.$$

Schematically, the algebra elements are shown in Figure 6.

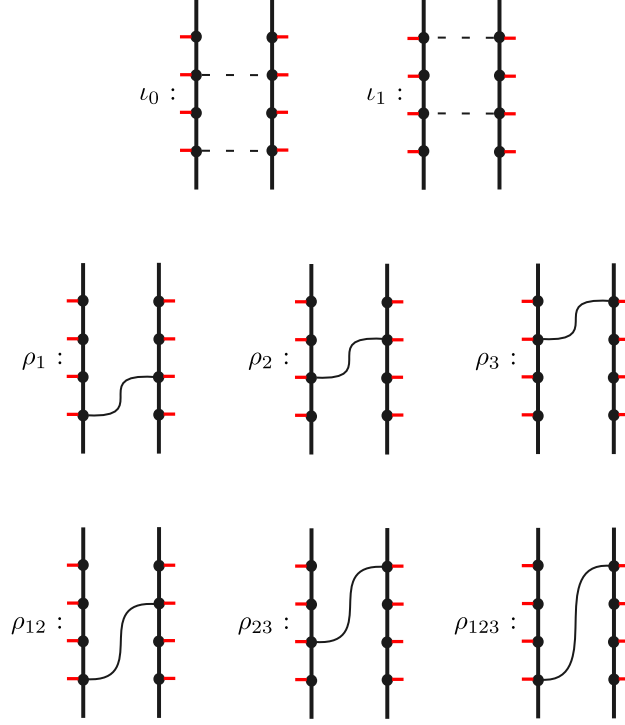
For a three manifold Y with $\partial Y = T^2$, a *doubly pointed bordered Heegaard diagram* for Y is a tuple $\mathcal{H} = (\bar{\Sigma}, \alpha^c, \alpha^a, \beta, z, w)$ such that

- $\bar{\Sigma}$ is a compact oriented surface of genus g with a single boundary component.
- There is a $(g-1)$ -tuple of pairwise disjoint circles $\alpha^c = (\alpha_1^c, \dots, \alpha_g^c)$ in $\bar{\Sigma}^\circ$, the interior of $\bar{\Sigma}$.
- There is a pair of disjoint arcs $\alpha^a = (\alpha_1^a, \alpha_2^a)$ in $\bar{\Sigma} \setminus \alpha^c$ with endpoints on $\partial \bar{\Sigma}$.
- There is a g -tuple of pairwise disjoint circles $\beta = (\beta_1, \dots, \beta_g)$ in $\bar{\Sigma}^\circ$.
- z and w are basepoints in $\bar{\Sigma} \setminus (\alpha^a \cup \alpha^c \cup \beta)$, with $z \in \partial \bar{\Sigma}$.

In addition, we require that the α -curves and β -curves intersect transversely, that the complement of the α -curves and the complement of the β -curves are connected, and that $(\partial \bar{\Sigma}, z, \partial \alpha_1^a, \partial \alpha_2^a)$ describes a pointed matched circle. Whenever the context is clear, we refer to doubly pointed bordered Heegaard diagrams simply as Heegaard diagrams.

A Heegaard diagram specifies a knot embedded in Y by connecting w to z in the complement of the β curves and connecting z to w in the complement of the α arcs. If the two sets of arcs cross, the second set crosses under the first set. Moreover, every knot in a bordered three manifold can be realized by a doubly pointed Heegaard diagram.

A pattern knot embedded in the solid torus $V = S^1 \times D^2$ is called a $(1,1)$ -*pattern knot* if it admits a Heegaard diagram with genus 1 [Che19]. All the pattern knots in this paper are $(1,1)$ -pattern knots, including the Mazur pattern whose bordered Heegaard diagram was shown in Figure

FIGURE 6. The idempotents and the “Reeb” elements in $\mathcal{A}(T^2)$

8 [Lev16]. The arc α_1^a represents a meridian $\mu_V = \{\text{pt}\} \times \partial D^2$, and the arc α_2^a represents a longitude $\lambda_V = S^1 \times \{\text{pt}\}$. Note that there are no α -arcs in the interior of our Heegaard diagrams because their genus is 1.

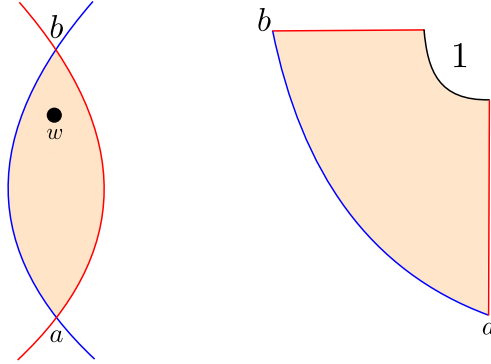
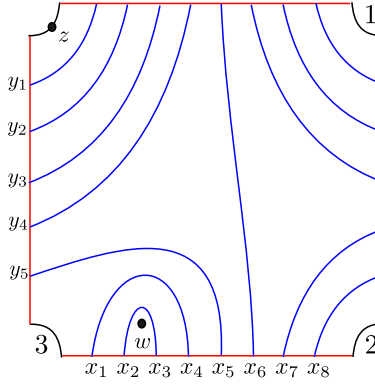


FIGURE 7. Pseudoholomorphic disks bounded by an α -arc (red) and a β -arc (blue). The $CFA^-(V, P)$ relations corresponding to these disks are $m_1(a) = Ub$ (left) and $m_2(a, \rho_1) = b$ (right)

2.3. Obtaining type A structures from Heegaard diagrams. Recall that the pairing theorem states that

$$gCFK^-(Y, K) \simeq CFA^-(Y_1, K_1) \boxtimes \widehat{CFD}(Y_2).$$

FIGURE 8. Genus 1 Heegaard diagram for the Mazur pattern Q (equivalently $Q_{2,1}$)

In this subsection, we outline how one may obtain $CFA^-(V, P)$ from a Heegaard diagram \mathcal{H} associated with P , and in the next subsection, we discuss how one determines the type D structure. We may assume P to be a $(1, 1)$ -pattern knot, since all pattern knots are $(1, 1)$ in this paper. As such, the $\mathbb{F}[U]$ -vector space $CFA^-(V, P)$ is generated by the set of intersection points of α -arcs and β -arcs, denoted $\mathfrak{S}(\mathcal{H})$. The right \mathcal{I} -action is given by

$$x \cdot \iota_0 = \begin{cases} x & \text{if } x \text{ lies on the arc } \alpha_1^a, \\ 0 & \text{otherwise,} \end{cases}$$

$$x \cdot \iota_1 = \begin{cases} x & \text{if } x \text{ lies on the arc } \alpha_2^a, \\ 0 & \text{otherwise.} \end{cases}$$

We may obtain the A_∞ -structure on $CFA^-(V, P)$ by counting certain pseudoholomorphic curves, giving us the family of \mathcal{I} -actions:

$$m_{j+1} : CFA^-(V, P) \otimes \mathcal{A}^{\otimes j} \rightarrow CFA^-(V, P).$$

Specifically, we extend the Heegaard diagram \mathcal{H} to its universal cover, and count the pseudoholomorphic disks ϕ that are bounded by an α -arc and a β -arc intersecting acutely at two points in $\mathfrak{S}(\mathcal{H})$. Label the intersection points by a and b , such that if we start at a and travel counterclockwise along the boundary, we encounter the α -arc first (see Figure 7). Note that the boundary of ϕ may contain parts of the pointed matched circle, which we denote by their corresponding algebra elements $\rho_{i_1}, \dots, \rho_{i_j}$ (concatenated when possible per equation (2.2)), in the order that we encounter travelling counterclockwise from a . The relation in $CFA^-(V, P)$ corresponding to ϕ is

$$m_{j+1}(a, \rho_{i_1}, \dots, \rho_{i_j}) = U^{n_w(\phi)} b,$$

where $n_w(\phi)$ is the number of times w appears inside ϕ . Note that the region bounded by ϕ must be a disk, and in particular has trivial fundamental group (this is true only in the genus one case). Furthermore, ϕ may not intersect the top left corner of \mathcal{H} . In Figure 7, the corresponding relations are $m_1(a) = Ub$, and $m_2(a) = b$, respectively. An example of finding these disks and writing their corresponding relations in CFA^- is given in Example A.2.

2.4. Obtaining type D structures from $CFK^-(K)$. The module $\widehat{CFD}(X_K)$ may be algorithmically computed in terms of a basis in $CFK^-(K)$. The algorithm in the following theorem is originally due to [LOT18]; we state a slight enhancement of it, due to [Lev16].

Recall that $CFK^-(K)$ always admit a horizontally and a vertically simplified basis up to chain homotopy. Let $\{\tilde{\xi}_0, \dots, \tilde{\xi}_{2n}\}$ and $\{\tilde{\eta}_0, \dots, \tilde{\eta}_{2n}\}$ be its vertically and horizontally simplified basis, respectively. Then the type D structure $\widehat{CFD}(X_K)$ may be described as follows.

Theorem 2.4. [Lev16, Theorem 2.6] *Let K be a knot in S^3 , and let $\{\tilde{\xi}_0, \dots, \tilde{\xi}_{2n}\}$ be the vertically and horizontally simplified basis described above. The type D structure $\widehat{CFD}(X_K)$ satisfies the following properties:*

- The summand $\iota_0 \cdot \widehat{CFD}(X_K)$ has dimension $2n+1$, with designated bases $\{\xi_0, \dots, \xi_{2n}\}$ and $\{\eta_0, \dots, \eta_{2n}\}$ related by

$$\xi_p = \sum_{q=0}^{2n} a_{p,q} \eta_q \quad \text{and} \quad \eta_p = \sum_{q=0}^{2n} b_{p,q} \xi_q.$$

These elements are all homogeneous with respect to the grading by relative spin^c structures.

- The summand $\iota_1 \cdot \widehat{CFD}(X_K)$ has dimension $\sum_{j=1}^n (k_j + l_j) + s$, where $s = 2|\tau(K)|$, with basis

$$\bigcup_{j=1}^n \{\kappa_1^j, \dots, \kappa_{k_j}^j\} \cup \bigcup_{j=1}^n \{\lambda_1^j, \dots, \lambda_{l_j}^j\} \cup \{\mu_1, \dots, \mu_s\}.$$

- For $j = 1, \dots, n$, corresponding to the vertical arrow $\xi_{2j-1} \rightarrow \xi_{2j}$, there are coefficient maps

$$(2.3) \quad \xi_{2j} \xrightarrow{D_{123}} \kappa_1^j \xrightarrow{D_{23}} \dots \xrightarrow{D_{23}} \kappa_{k_j}^j \xleftarrow{D_1} \xi_{2j-1}.$$

- For $j = 1, \dots, n$, corresponding to the horizontal arrow $\eta_{2j-1} \rightarrow \eta_{2j}$, there are coefficient maps

$$(2.4) \quad \eta_{2j-1} \xrightarrow{D_3} \lambda_1^j \xrightarrow{D_{23}} \dots \xrightarrow{D_{23}} \lambda_{l_j}^j \xrightarrow{D_2} \eta_{2j}$$

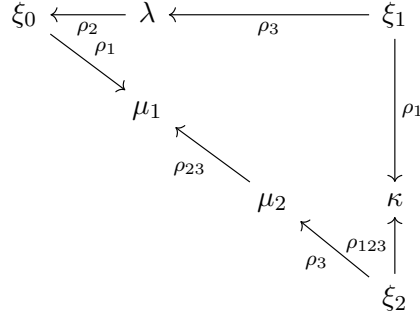
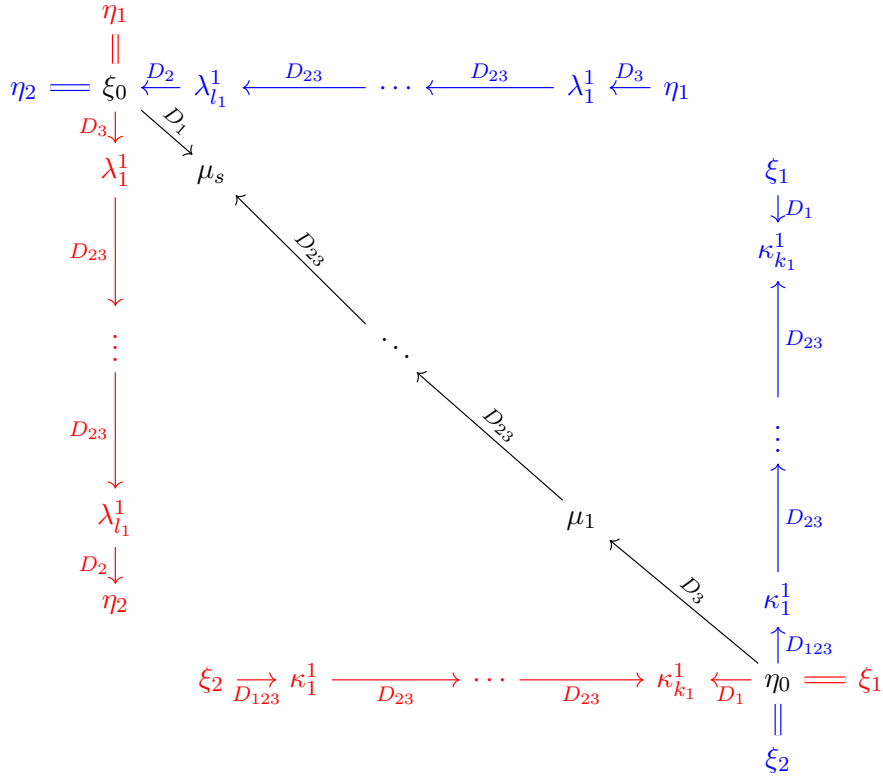
- Depending on $\tau(K)$, there are additional coefficient maps

$$(2.5) \quad \begin{cases} \eta_0 \xrightarrow{D_3} \mu_1 \xrightarrow{D_{23}} \dots \xrightarrow{D_{23}} \mu_s \xleftarrow{D_1} \xi_0 & \tau(K) > 0 \\ \xi_0 \xrightarrow{D_{123}} \eta_0 & \tau(K) = 0 \\ \xi_0 \xrightarrow{D_{123}} \mu_1 \xrightarrow{D_{23}} \dots \xrightarrow{D_{23}} \mu_0 \xrightarrow{D_2} \eta_0 & \tau(K) < 0 \end{cases}$$

We refer to the subspaces of $\widehat{CFD}(X_K)$ spanned by the generators in (2.3), (2.4), and (2.5) as the *vertical chains*, *horizontal chains*, and *unstable chain*, respectively.

For example, running the algorithm for the right-handed trefoil $T_{2,3}$, we obtain the type D structure for its complement in S^3 , as shown in Figure 9. The basis for $\iota_0 \cdot \widehat{CFD}(X_{T_{2,3}})$ is $\{\xi_0, \xi_1, \xi_2\}$, and the basis for $\iota_1 \cdot \widehat{CFD}(X_{T_{2,3}})$ is $\{\kappa, \lambda, \mu_1, \mu_2\}$.

In general, we may use Theorem 2.4 to determine the structure for $\widehat{CFD}(X_K)$, where K is an arbitrary knot in S^3 . The type D structure when $\tau(K) > 0$ is displayed in Figure 10, and the type D structures when $\tau(K) \leq 0$ are determined similarly. In practice, we are concerned with finding a particular summand of the box tensor $CFA^-(V, P) \boxtimes \widehat{CFD}(X_K)$. For this purpose, we will only need to consider a neighborhood of the unstable chain in $\widehat{CFD}(X_K)$, which we call the *unstable neighborhood*.

FIGURE 9. Getting \widehat{CFD} from CFK^- for the right-handed trefoil complementFIGURE 10. Neighborhood of the unstable chain of $\widehat{CFD}(X_K)$ for $\tau(K) > 0$. When $\epsilon = -1$, the unstable neighborhood is the left and bottom edges of the diagram square, colored in red. When $\epsilon = 1$, the unstable neighborhood is the left and bottom edges of the diagram square, colored in blue.

3. IMMERSSED HEEGAARD FLOER HOMOLOGY

We introduce the immersed curve interpretation of the pairing theorem in [LOT18, Theorem 1.3]. In Section 3.1, we sketch out how one may convert a type D structure to an immersed curve in the torus T^2 . In Section 3.2, we introduce the notion of a pairing diagram and the method

to determine Alexander grading. This gives us an algorithmic strategy to compute the τ and ϵ invariant of the satellite $P(K)$, which is sketched out in Section 3.3.

3.1. From type D structures to immersed curves. Given a type D structure $N = \widehat{CFD}(X_K)$ over the torus algebra \mathcal{A} , we can convert it into an immersed curve in the torus T^2 using an algorithm described in [HRW23, Sections 2.3 and 2.4].

The first step is to convert N into an \mathcal{A} -decorated graph Γ , which is a directed graph whose vertex is either \bullet or \circ , and whose edges are labelled with one element from $\{\emptyset, 1, 2, 3, 12, 23, 123\}$, along with additional requirements specified in [HRW23, Section 2.4]. The conversion is given as follows. For each generator of N which is either in ι_0 or ι_1 , we put a \bullet or a \circ in Γ , respectively. Suppose that there are two vertices corresponding to generators x and y such that $\rho_I \otimes y$ is a summand of $\delta_1(x)$; in this case, we put a corresponding edge labeled by I from x to y in Γ . The higher differentials δ_k in the type D structure then correspond to direct paths in Γ . We say a decorated graph (and its associated type D structure) is *reduced* if there are no edges labeled by \emptyset .

Next, we convert the \mathcal{A} -decorated graph Γ into an immersed train track. Let T be a torus $\mathbb{R}^2/\mathbb{Z}^2$ punctured at $z = (1 - \epsilon, 1 - \epsilon)$, and let μ and λ be the images of the x and y axis, respectively. We embed the vertices of Γ so that the \bullet 's are distinct points in the interval $\{0\} \times [\frac{1}{4}, \frac{3}{4}]$ within λ , and the \circ 's are distinct points in the interval $[\frac{1}{4}, \frac{3}{4}] \times \{0\}$ within μ . Then, we embed the edges of Γ according to Figure 11. This gives us an immersion from Σ to T , which we denote as α_K .

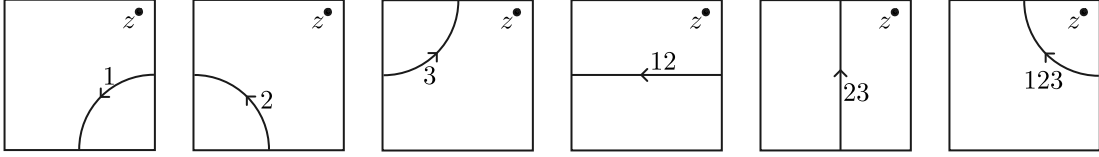


FIGURE 11. Correspondence between the edges of the decorated graph Σ and directed edges in the punctured torus T

We further require that all intersections in the image of α_K are transversal, and edges intersect in points that are away from λ and μ . In this case, we call α_K the *immersed train track* associated with K . Figure 12 shows the immersed train track associated with the right-handed trefoil.

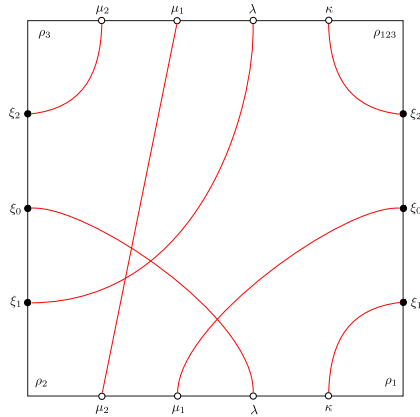


FIGURE 12. Immersed train track associated with the right-handed trefoil.

For an arbitrary knot K , we know how to compute $\widehat{CFD}(X_K)$ from Proposition 2.4 (also see Figure 10). Given the algorithm converting \widehat{CFD} to immersed curves stated above, we may describe the shape of α_K when lifted to the universal cover. First, we describe the segment in α_K corresponding to the unstable chain, which we call the *unstable segment* of α_K .

Lemma 3.1. [Bod23, Lemma 2.2] *Suppose that K is a knot in S^3 and that γ_0 is the unstable segment of α_K lifted to the universal cover.*

- If $\epsilon(K) = 1$ and $\tau(K) \geq 0$, γ_0 slopes upwards for $2\tau(K)$ rows and turns down at the top and up at the bottom.
- If $\epsilon(K) = -1$ and $\tau(K) \geq 0$, γ_0 slopes upwards for $2\tau(K)$ rows and turns up at the top and down at the bottom.
- If $\epsilon(K) = 1$ and $\tau(K) \leq 0$, γ_0 slopes downwards for $2\tau(K)$ rows and turns down at the bottom and up at the top.
- If $\epsilon(K) = -1$ and $\tau(K) \leq 0$, γ_0 slopes downwards for $2\tau(K)$ rows and turns up at the bottom and down at the top.
- If $\epsilon(K) = 0$, then $\tau(K) = 0$ and γ_0 is horizontal at height 0.

We may extend the results of Lemma 3.1 to describe a neighborhood of the unstable segment using the correspondence between elements of $\widehat{CFD}(X_K)$ and their immersed curve representations shown in Figure 11. This is displayed in Figure 13. For example, the top figure shows the neighborhood of the unstable segment when $\tau(K) \geq 0$, corresponding to the unstable neighborhood in $\widehat{CFD}(X_K)$ appearing previously in Figure 10. The bottom figure displays the neighborhood of the unstable segment when $\tau(K) < 0$.

3.2. Pairing diagrams. In this section, we introduce the notion of a *pairing diagram* for the satellite $P(K)$. Let α_K be the immersed curve associated to K as previously described, and let β_P be the β -curve in \mathcal{H} , the genus-one Heegaard diagram of P . Following the notation in [CH23], we denote the pairing diagram of $P(K)$ by $\mathcal{H}(\alpha_K)$. Intuitively, the pairing diagram is a way of laying β_P over α_K in the torus $T^2 = [0, 1]^2 / \sim$. Specifically, we divide T^2 into four quadrants, upon which we include α_K into the first quadrant and β_P (along with the w, z basepoints) into the third quadrant. For the second and fourth quadrant, extend both curves horizontally and vertically. See Figure 14a for an example of a pairing diagram of the Mazur pattern $Q_{2,1}$ with the right-handed trefoil as companion. The intersection points in the second quadrant correspond to the generators in $CFA^-(S^3, P) \boxtimes \widehat{CFD}(S^3, X_K)$ coming from the ι_0 idempotent, and the intersection points in the fourth quadrant correspond to those generators coming from the ι_1 idempotent.

In practice, we usually draw the pairing diagram $\mathcal{H}(\alpha_K)$ in the universal cover $\pi : \mathbb{R}^2 \rightarrow \mathbb{R}^2 / \mathbb{Z}^2$, with a single lift of α_K and a single lift of β_P , which we denote by $\tilde{\alpha}$ and $\tilde{\beta}$, respectively. Intuitively, we can imagine the universal cover \mathbb{R}^2 as a board with a lattice of pegs nailed in at the w and z basepoints, and the curve $\tilde{\alpha}$ as a rubber band that winds around those pegs. This curve is called a *peg-board diagram*. When $\tilde{\alpha}$ is pulled tight, we require that it intersects $\tilde{\beta}$ transversally, and that every Whitney disk connecting two intersection points must contain at least a w or a z basepoint. Figure 14b shows the pairing diagram of $Q_{2,1}(T_{2,3})$ in the universal cover after isotopy, so that there are minimal intersection points between $\tilde{\alpha}$ and $\tilde{\beta}$.

Given a pairing diagram, we may recover the Alexander grading of intersection points representing generators of $gCFK^-(P(K))$, which we describe below. First, we can recover the relative Alexander grading with the following Lemma.

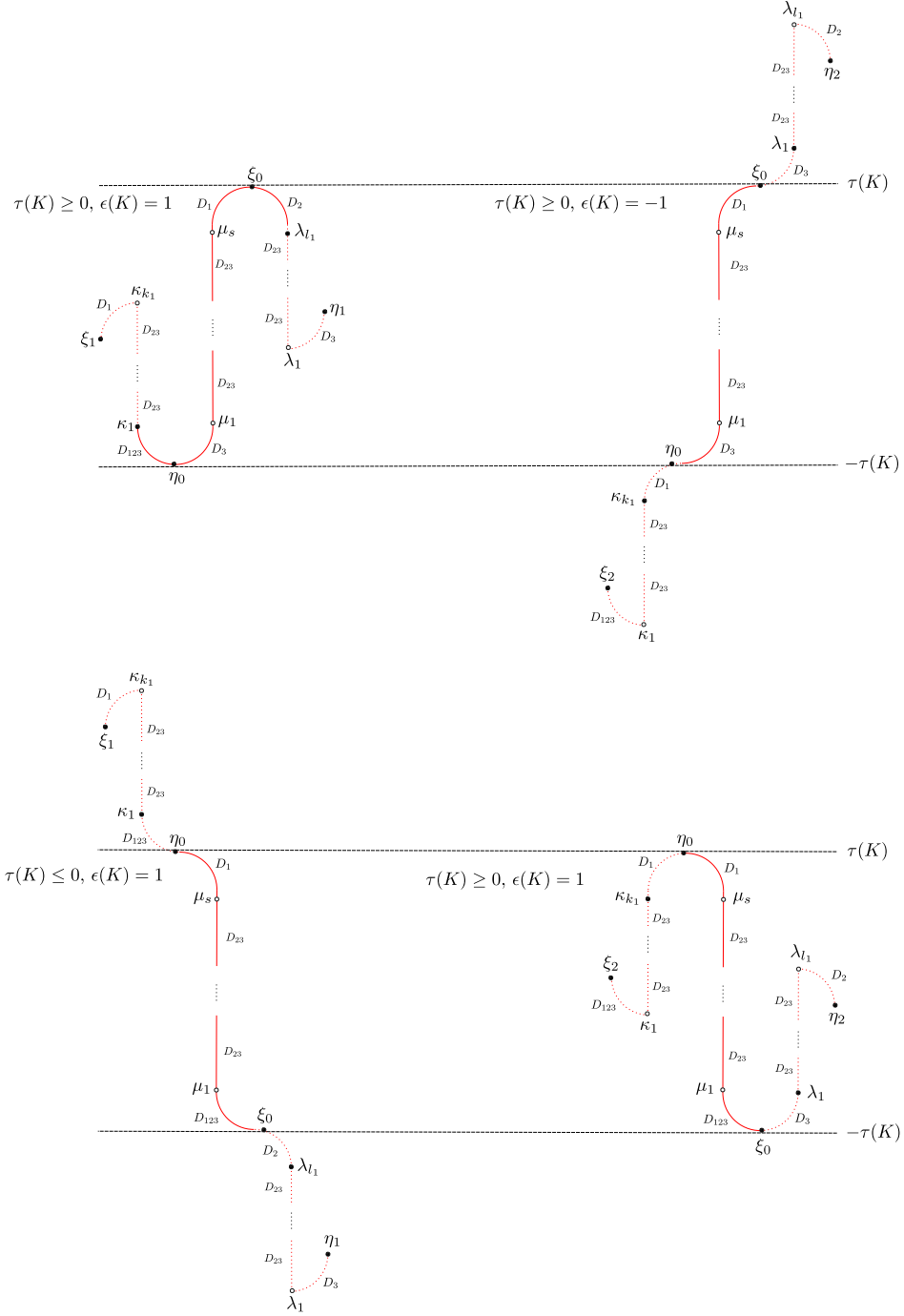
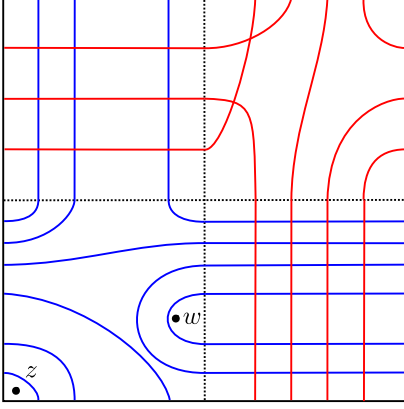
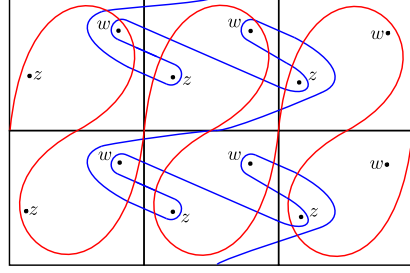


FIGURE 13. The unstable segment and its neighborhood in both directions in α_K . The points ξ_0 and η_0 are at heights $\tau(K)$ and $-\tau(K)$ respectively when $\tau(K) \geq 0$, and the points ξ_0 and η_0 are at heights $-\tau(K)$ and $\tau(K)$ respectively when $\tau(K) \leq 0$. The length of the dotted neighborhood can be arbitrarily large or small.

(A) Pairing diagram of $Q_{2,1}(T_{2,3})$ (B) Pairing diagram of $Q_{2,1}(T_{2,3})$ in the universal cover, after isotopy

Lemma 3.2. [Che19, Lemma 4.1] *Let x, y be two intersection points of α and β . Let l be the section of the β -curve from x to y , and let $\delta_{w,z}$ be the straight arc from w to z . Then*

$$A(y) - A(x) = l \cdot \delta_{w,z},$$

where multiplication on the right counts the algebraic intersection between l and $\delta_{w,z}$.

To determine the absolute Alexander grading, note that the pairing diagram is symmetric under hyperelliptic involution. In other words, the complex remains the same if we rotate it by π and exchange the w and z basepoints. The intersection point fixed under this involution must necessarily have Alexander grading 0. From this we may recover the absolute gradings of all intersection points using Lemma 3.2. In Example 3.3, we use this method to compute the absolute gradings of certain intersection points in the pairing diagram of $Q_{2,1}(T_{2,3})$.

3.3. Computation of $\tau(P(K))$ and $\epsilon(P(K))$ from the pairing diagram. From the pairing diagram $\mathcal{H}(\alpha_K)$ for the satellite $P(K)$, we may obtain $\tau(P(K))$ and $\epsilon(P(K))$ via a combinatorial computation similar to [CH23], which we describe here. First, we construct a bigraded chain complex $CFK_{\mathcal{R}}(\mathcal{H}(\alpha_K), \partial)$ over \mathcal{R} by counting bigons combinatorially in the pairing diagram $\mathcal{H}(K)$. Specifically, the generators of the complex are intersections of the $\tilde{\alpha}$ and $\tilde{\beta}$, and the differentials are given by bigons connecting two generators. Suppose there is a bigon ϕ bounded by $\tilde{\alpha}$ and $\tilde{\beta}$ intersecting acutely at a and b , such that we encounter $\tilde{\alpha}$ first if we travel counterclockwise from a . The differential in $CFK_{\mathcal{R}}(\mathcal{H}(\alpha_K), \partial)$ corresponding to ϕ is

$$\partial a = U^{n_w(\phi)} V^{n_z(\phi)} b,$$

where $n_w(\phi)$, $n_z(\phi)$ are the number of w and z basepoints in ϕ , respectively. As we are working with $CFK_{\mathcal{R}}$, we recall that $UV = 0$. See [CH23, Figure 1] for an example of the complex $CFK_{\mathcal{R}}$ of the $(2, 1)$ cable paired with the right-handed trefoil $T_{2,3}$.

Recall the pairing theorem [LOT18, Theorem 11.19] which says

$$gCFK^-(Y, K) \simeq CFA^-(Y_1, K_1) \boxtimes \widehat{CFD}(Y_2).$$

In [CH23], Chen and Hanselman reinterpreted the pairing theorem in terms of the immersed curves in the case when $CFA^-(V, P)$ is paired with $\widehat{CFD}(X_K)$, thus obtaining $gCFK^{-1}(S^3, P(K))$. (Here

P must be a $(1, 1)$ -pattern knot, as is the case for generalized Mazur patterns). The main theorem in [CH23] states that there is a bigraded homotopy equivalence of chain complexes

$$CFK_{\mathcal{R}}(\mathcal{H}(\alpha_K), \partial) \cong CFK_{\mathcal{R}}(P(K)).$$

In other words, the pairing of $CFA^-(V, P)$ with $\widehat{CFD}(X_K)$ is entirely captured in the $CFK_{\mathcal{R}}$ complex of the pairing diagram. Hence, to recover the τ and ϵ invariants of $P(K)$, it suffices to compute the relevant portion of $CFK_{\mathcal{R}}(\mathcal{H}(\alpha_K), \partial)$.

First, we describe how to recover $\tau(P(K))$, using an algorithm described in [Che19]. Recall that the Alexander filtration on $\widehat{CFK}(K)$ induces a spectral sequence converging to $\widehat{HF}(S^3) = \mathbb{F}$, and that the τ -invariant is the Alexander grading of the cycle that survives to the E_{∞} page. Passing from one page to the next in the spectral sequence amounts to eliminating the differentials that connect elements of minimal Alexander filtration difference. (For a more detailed discussion of why this is the case, see for example [Bod23, Che19].) This can be performed in the pairing diagram: the differentials correspond to Whitney disks that contain z basepoints but not w basepoints, and eliminating the differential amounts to isotoping the β -curve over such Whitney disks that connect intersection points with minimal filtration difference, as seen in Figure 15. Each time we perform such an isotopy, we eliminate a pair of intersection points, so that at the end of such isotopies, we only have one intersection point left. This intersection point corresponds to the cycle that survives to the E_{∞} page, hence its Alexander grading is the τ -invariant of the satellite knot.

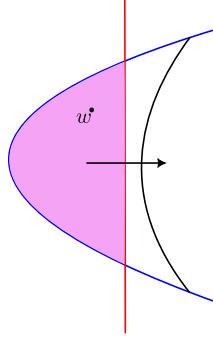


FIGURE 15. Eliminating a pair of intersection points, x and y with minimal filtration difference. The Whitney disks connecting x and y is highlighted in pink. The small black arrow is the A-buoy placed along the β -curve.

In practice, we need to remember the filtration difference of the intersection points, and we do so by placing *A-buoys* along the β -curve, which are small arrows introduced in [Che19, Section 4]. See Figure 15 for the placement of these A-buoys. Recall that from Lemma 3.2 that the relative Alexander grading between intersection points x and y is given by the algebraic intersection between the arc on the β -curve connecting x and y and $\delta_{w,z}$. When we perform the isotopies described above, we may change this algebraic intersection; to count the filtration difference of the remaining intersection points, we must count the algebraic intersection of the β -curve with both $\delta_{w,z}$ and the A-buoys.

Note that this algorithm corresponds to doing successive pages of a spectral sequence, so we have to eliminate pairs of intersection points in order of their original filtration difference. In other words, we need to eliminate all disks connecting points of filtration difference one, then once none

are left, all disks connecting points of filtration distance two, and so on, making sure to count the A-buoys.

To compute $\epsilon(P(K))$, we construct a subcomplex of $CFK_{\mathcal{R}}(\mathcal{H}(\alpha_K))$ that contains the cycle which survives to the E_{∞} page. This subcomplex must contain the distinguished element of some horizontally simplified basis, whose vertical situation indicates the value of $\epsilon(P(K))$. Note that in general, it is difficult to locate a subcomplex in $CFK_{\mathcal{R}}(\mathcal{H}(\alpha_K))$ that contains the distinguished element. Doing isotopy across z basepoints allow us to track down one element in that subcomplex, hence recovering the entire subcomplex becomes computationally easy.

Then, we perform isotopies to simplify the subcomplex (i.e. reduce the number of elements as much as possible) while ensuring that it is reduced. Differentials obtained from crossing over z are called vertical differentials, and are labelled with powers of V corresponding to the multiplicity of z , and differentials obtained from crossing over w are called horizontal differentials, labelled with powers of U corresponding to the multiplicity of w . In the horizontal complex consisting of the horizontal differentials, we look for a cycle which survives in the homology $\widehat{HF}(S^3)$; this is the distinguished element whose vertical situation gives us $\epsilon(P(K))$, and whose Alexander grading gives us $\tau(P(K))$.

Example 3.3. We compute $\tau(Q_{2,1}(T_{2,3}))$ using the algorithm described above. The pairing diagram of the Mazur pattern and the right-handed trefoil is given in Figure 16. First, we eliminate all

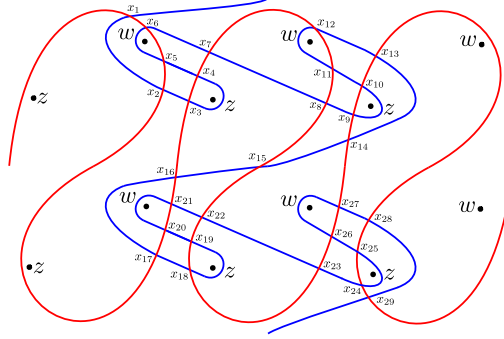


FIGURE 16. Pairing diagram of $Q_{2,1}(T_{2,3})$

pairs of intersection points of filtration difference 1 (see Figure 17). After isotoping the right side of the β -curve to obtain Figure 18, there are no more differentials in the new complex, and the only remaining intersection point is x_3 . By the symmetry under elliptic involution, we see that $A(x_{15}) = 0$. Then using Lemma 3.2, we have $A(x_3) = -2$, therefore $\tau(Q_{2,1}(T_{2,3})) = -A(x_3) = 2$. This matches up with the bordered computation in [Lev16, Theorem 1.6]. To compute $\epsilon(Q_{2,1}(T_{2,3}))$, we refer the reader to [CH23], where the differentials in the $CFK_{\mathcal{R}}$ complex are given. Note that the Mazur pattern in [CH23] has the opposite orientation, which amounts to switching the w and z basepoint in the pairing diagram. The differentials in $CFK_{\mathcal{R}}$ are changed accordingly by switching the U and V powers. From there, one may compute the homology and find that the generator containing x_3 has an incoming vertical arrow. Therefore $\epsilon(Q_{2,1}(T_{2,3})) = 1$.

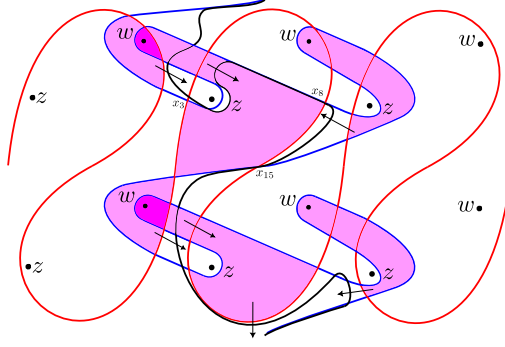


FIGURE 17. Eliminating pairs of intersection points of filtration difference 1. The Whitney disks connecting those pairs are highlighted in pink. After the isotopies, we get the dark green curve as our new β -curve.

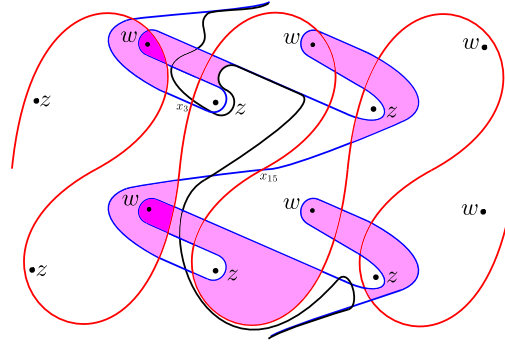


FIGURE 18. x_3 is the only intersection point remaining.

4. GENERALIZED MAZUR PATTERNS

In this section, we describe the generalized Mazur patterns $Q_{m,n}$ and some of their properties, including representations of their associated 2-bridge links. We begin by describing how to construct bordered Heegaard diagrams for $Q_{m,n}$ pattern knots, which will be utilized in our computation of the τ and ϵ -invariant in Section 5.

Lemma 4.1. *We may obtain a Heegaard diagram for $Q_{m,n}$ starting from $Q_{1,1}$ by an inductive algorithm on m and n .*

Proof. The inductive procedure begins with a Heegaard diagram for $Q_{1,1}$, then constructs $Q_{m,1}$, $Q_{m,2}$, and $Q_{m,n}$.

The Heegaard diagram for the $Q_{1,1}$ case is shown in Figure 19. A Heegaard diagram has left and right vertical α_1 arcs, top and bottom α_2 arcs, and a β curve which crosses the α_i arcs, breaking it into strands inside the diagram. To describe the algorithm, we utilize the terminology of Figure 20, which label the strands of the β curve based on where they are located in the diagram and how they intersect the α -arcs. We first describe the strands which intersect both the α_2 and α_1 arcs: the strand T/L intersects the top α_2 arc and the left α_1 arc; B/L intersects the bottom α_2 arc and the left α_1 arc; T/R intersects the top α_2 arc and the right α_1 arc; B/R intersects the bottom α_2 arc and the right α_1 arc. Next, we describe the strands which only intersect the α_2 arcs: $V/M/L$ and $V/M/R$ intersect both the top and bottom of the α_2 arcs, and these are placed in between the

four aforementioned strands which intersect both α_2 and α_1 arcs. The final label L or R determine whether they are to the left or right of the final type of strand: $B/M/RNB$. This strand intersects the bottom α_2 arc twice, and takes the shape of a rainbow. If we label the horizontal intersection points lying on the α_2 arcs in a sequential order, the $V/M/L$ arc passes from an intersection point x_i upwards to an intersection point x_j with $i < j$, while the $V/M/R$ arc passes from an intersection point x_i upwards to an intersection point x_j with $i > j$.

We now describe the algorithm to construct $Q_{m,n}$ diagrams for any m and n . We add β strands at each step, but the order of adding them does not matter for the steps $Q_{1,1}$ to $Q_{m,1}$ and $Q_{m,2}$ to $Q_{m,n}$: each strand type is independent of the others. However, the step $Q_{m,1}$ to $Q_{m,2}$ requires a vital modification: the strands $V/M/L$ are introduced into the diagrams, and they must be on the left of the rainbows $B/M/RNB$. For this reason, the first step in this case which constructs a $B/M/RNB$ strand from a B/L strand must come first before adding any other strand.

- $Q_{1,1}$ to $Q_{m,1}$: To construct $Q_{k+1,1}$ from $Q_{k,1}$, add the following strands:
 - 2 T/L
 - 1 T/R
 - 1 B/R
 - 1 $V/M/R$
 - 1 $B/M/RNB$

To see a precise example, we may obtain the Mazur pattern $Q_{2,1}$ in Figure 8 from the Whitehead double $Q_{1,1}$ in Figure 19. General $Q_{m,1}$ diagrams are shown in Figure 22.

- $Q_{m,1}$ to $Q_{m,2}$: add the following strands:
 - Take the strand of B/L which lies on the left α_1 arc (there should be only one at this stage) and push it down through ρ_3 such that we obtain a rainbow $B/M/RNB$. There should now be $m + 1$ $B/M/RNB$ rainbows in the diagram.
 - 1 T/L
 - 1 $V/M/R$
 - $2m$ $V/M/L$

A schematic for this is seen in Figure 21, which uses $m = 1$ for simplicity, and omits all parts of the diagram except for the one $B/M/RNB$ rainbow present in the diagram for $Q_{1,1}$.

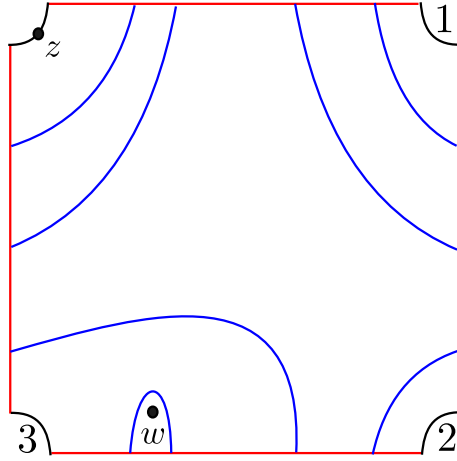
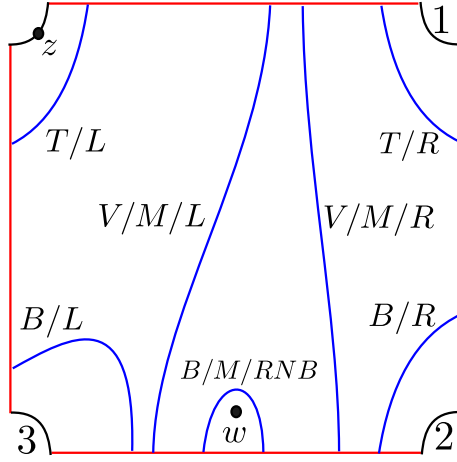
- $Q_{m,2}$ to $Q_{m,n}$: To construct $Q_{m,k+1}$ from $Q_{m,k}$, add the following strands:
 - $2m + 1$ $V/M/L$
 - 1 $V/M/R$

General $Q_{m,n}$ diagrams can be seen in Figure 23.

To verify this construction, one may perform isotopies on the curve obtained from the Heegaard diagram. It is not immediately obvious that the curve is the desired $Q_{m,n}$ pattern, but well-chosen isotopies will reduce the number of self intersections until the same ones as described in Definition 1.2 remain. This results in $1 + 2m$ intersection points down the vertical alpha curve and $2m + 2n + 2nm - 2$ intersection points along the horizontal alpha curve. To circumvent the technical details of isotoping Heegaard diagrams, we defer a formal proof that this construction is valid until the end of the section.

□

With these bordered Heegaard diagrams, we look to prove that the patterns $Q_{m,n}$ and $Q_{n,m}$ are isotopic, fixing m and n . We utilize an approach developed in [Che19], which passes from Heegaard diagrams to their associated 2-bridge links, and extract the Schubert normal form $b(p, q)$ for the 2-bridge link.

FIGURE 19. The Heegaard Diagram for $Q_{1,1}$ FIGURE 20. The terminology used to describe the construction of $Q_{m,n}$ diagrams. The labels represent the strands, not the regions.

We may describe a pattern obtained by a 2-bridge link as such: remove a regular neighborhood of one component of the 2-bridge link, and this leaves the other component as a pattern knot inside the solid torus. Theorem 1.6 in [Che19] states that patterns obtained by 2-bridge links are in bijective correspondence with $(1, 1)$ -unknot patterns. This bijection guarantees that the Schubert normal form for an $(1, 1)$ -unknot pattern is unique up to the following equivalence condition: $b(p, q)$ and $b(p', q')$ are isotopic if and only if $p = p'$ and $q' \equiv q^{\pm 1} \pmod{p}$ [Sch53].

To pass from a Heegaard diagram to a 2-bridge link, we follow the procedure outlined in [Che19]: one can extract integers r and s associated to the diagram, and use the following Theorem to find their Schubert normal form.

Theorem 4.2. [Che19, Theorem 5.4] *Let P be a $(1, 1)$ unknot pattern obtained by a genus-one doubly pointed Heegaard diagram of parameter (r, s) . Then the link consists of P and the meridian of the solid torus is the 2-bridge link $b(2|s| + 4|r|, \epsilon(r)(2|r| - 1))$, where $\epsilon(r)$ is the sign function of r .*

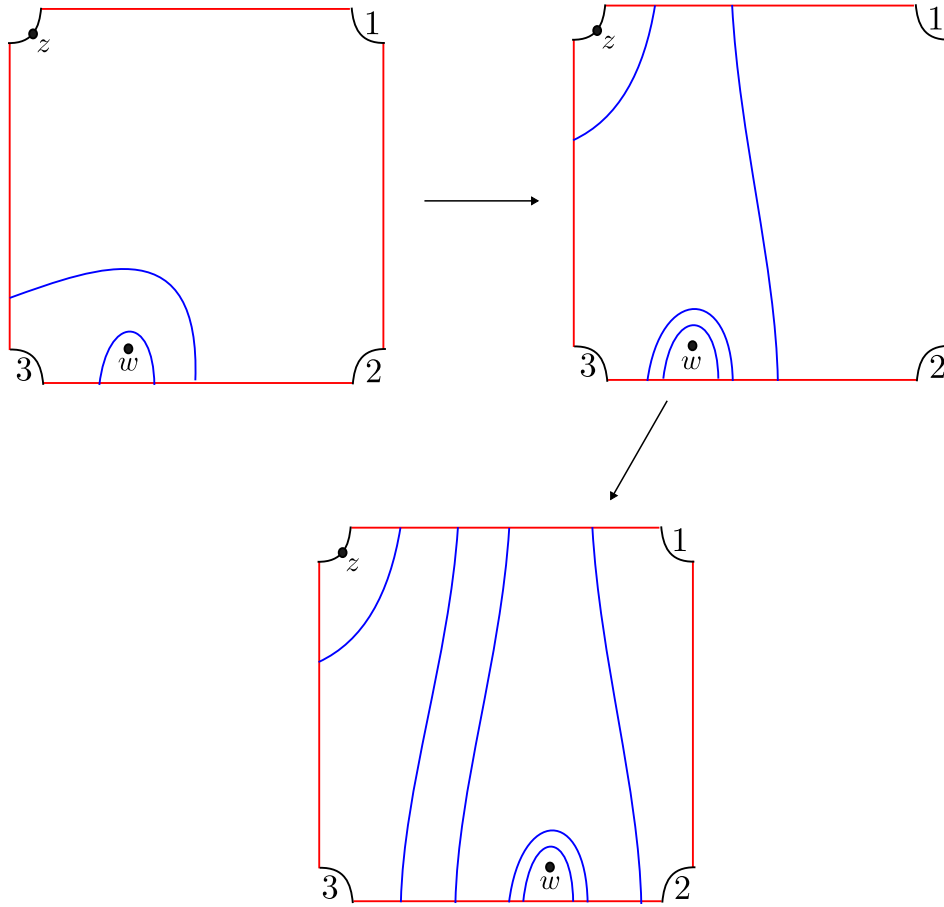


FIGURE 21. The Heegaard diagram transformation for the $n = 2$ case, utilizing $m = 1$ for simplicity and avoiding all arcs except for B/M/RNB

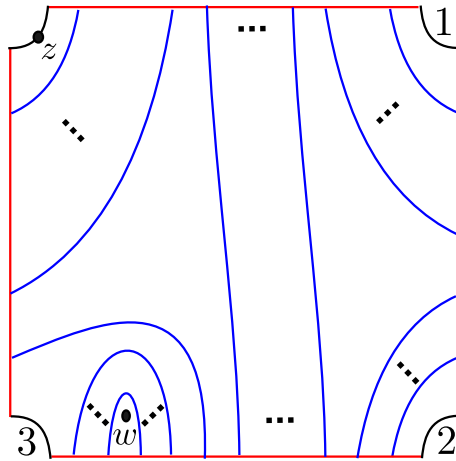
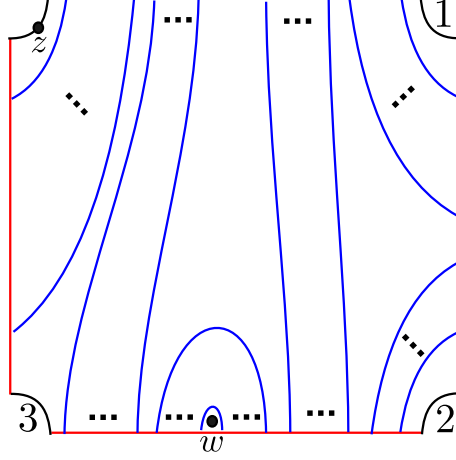
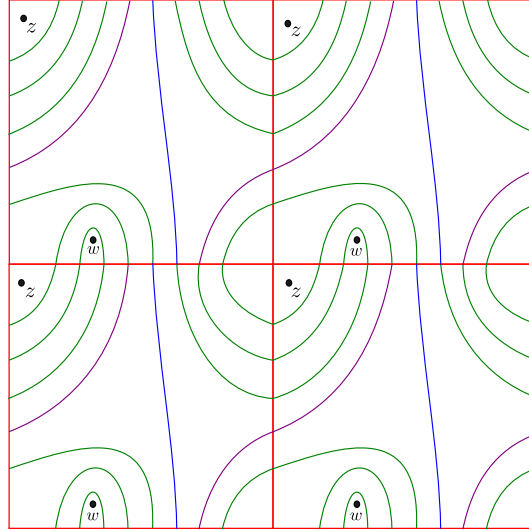


FIGURE 22. Heegaard diagrams for $Q_{m,1}$ patterns

FIGURE 23. Heegaard diagrams for $Q_{m,n}$ patterns, when $n \geq 2$

These integers r and s are described as the loops and strands of the diagram. In particular, r is the number of loops around w and z , and s is the number of strands of the β curve which runs between the loops around w and z , separating them. An example of finding r and s for the Mazur pattern is shown in Figure 24. Loops are colored in green, and strands are colored in purple, so $(r, s) = (3, 1)$.

FIGURE 24. Determining the number of loops and strands for the Mazur pattern $Q_{2,1}$

The integers r and s for generalized Mazur patterns $Q_{m,n}$ are $(m+1, -(2mn+n-m-2))$, where the minus comes from sign conventions. Thus, by Theorem 4.2, the Schubert normal form of the 2-bridge link associated to $Q_{m,n}$ is $b(4mn+2n+2m, 2m+1)$. For $Q_{m,n}$, we have $b(4mn+2n+2m, 2m+1)$. Since $(2m+1)(2n+1) \equiv 1 \pmod{4mn+2n+2m}$, we may conclude the following.

Proposition 4.3. $Q_{m,n}$ is isotopic to $Q_{n,m}$.

Remark 4.4. Utilizing the bordered Heegaard diagrams for the $(p, 1)$ -cable patterns found in [Hom14a], we obtain the parameters $(r, s) = (1, -(p - 2))$, which implies that $(p, 1)$ -cables correspond to the GMP notation $Q_{0,n} = Q_{m,0}$.

Remark 4.5. In particular, the Heegaard diagrams specified by lemma 4.1 are for a specific orientation of $Q_{m,n}$ corresponding to a winding number of $-(m - n)$. Aligning orientations, Proposition 4.3 says that $Q_{m,n}$ is isotopic to $rQ_{n,m}$. Throughout the paper, the use of these Heegaard diagrams to do computation comes with the implicit detail that the winding number associated to this pattern is $-(m - n)$.

With this proposition, it is possible to make statements about $Q_{m,n}$ for $m \geq n$, and have them hold for all $Q_{m,n}$ patterns.

We now prove that the Heegaard diagrams from lemma 4.1 recover the generalized Mazur patterns. To do this, we determine the braid decomposition for the generalized Mazur patterns and their associated rational tangles. If the fraction of the tangle associated to the braid decomposition matches the fraction associated to the Schubert normal form coming from the Heegaard diagrams, we conclude that the Heegaard diagrams are indeed valid.

Let L be the 2-bridge link associated to $Q_{m,n}$. For simplicity, assume that the bridge presentation consists entirely of whole twists, and that the top and bottom closures consists of arcs which are neither overlapping nor braided. To be precise, suppose L is the plat closure of the 4-stranded braid

$$(4.1) \quad \sigma_2^{2a_0} \sigma_1^{2a_1} \dots \sigma_2^{2a_{r-2}} \sigma_1^{2a_{r-1}} \sigma_2^{2a_r}$$

for some nonzero integers a_0, \dots, a_r , where r is even and the braid is read from top to bottom. For example, the Mazur pattern has $r = 2$ and $(a_0, a_1, a_2) = (2, -1, -1)$.

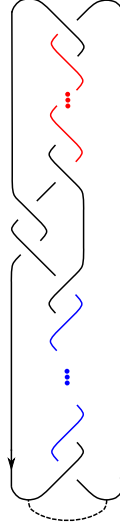


FIGURE 25. The two bridge link $L_{Q_{m,n}}$ along with a dotted arc joining the two components. There are $2(m - 1)$ blue components added, and $2(n - 1)$ red components added for a given m and n .

Proposition 4.6. *The braid decomposition for $Q_{m,n}$ of the form in Equation 4.1 is given by $r = 2$ and $(a_0, a_1, a_2) = (m, -1, -n)$. The 2-bridge link with a dotted arc joining the two components is given in Figure 25.*

Proof. If we start with no red or blue arcs, then Figure 25 is the 2-bridge link for the Whitehead double. Adding two blue arcs corresponds to adding one longitudinal arc in the set of m strands, and this is the figure for the Mazur pattern $Q_{2,1}$ (a figure for this can also be found in [Lev16]). Likewise, adding two red arcs instead of two blue arcs corresponds to adding a longitudinal arc in the set of n strands. The figure we recover corresponds to $Q_{1,2}$, which by symmetry of the two bridge link we find is the same as $Q_{2,1}$. From here, an induction of adding 2 arcs in the blue and red components correspond to adding longitudinal strands in the generalized Mazur patterns $Q_{m,n}$. \square

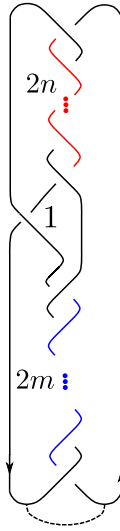


FIGURE 26. A tangle diagram for generalized Mazur patterns, describing the rational tangle $C(2m, 1, 2n)$

This construction may also be used to describe the Conway rational tangle associated to the patterns $Q_{m,n}$. An isotopy of Figure 25 results in Figure 26, from which we extract the rational tangle $C(2n, 1, 2m)$, obtained by counting the number of crossings at each section of the tangle diagram.

Finally, we recall the correspondence between the Schubert normal form and Conway's rational tangles [Lic97]: $b(\alpha, \beta)$ is equivalent to the rational tangle $C(a_1, \dots, a_n)$, where a_i is the i th coefficient in the continued fraction expansion

$$(4.2) \quad \frac{\beta}{\alpha} = \frac{1}{a_1 + \frac{1}{a_2 + \cdots \frac{1}{a_{n-1} + \frac{1}{a_n}}}}$$

Thus, $b(4mn + 2n + 2m, 2m + 1) = C(2n, 1, 2m)$, and we conclude that the Heegaard diagrams for $Q_{m,n}$ are valid.

5. COMPUTATION OF $\tau(Q_{m,n}(K))$ AND $\epsilon(Q_{m,n}(K))$

In this section, we compute the invariants $\tau(Q_{m,n}(K))$ and $\epsilon(Q_{m,n}(K))$ for generalized Mazur patterns, giving a proof of Theorem 1.5. This is the technical core of our paper. By Proposition 1.3, we may reduce our computation to $Q_{m,n}$ with $m \geq n$.

Theorem 5.1. *Let $Q_{m,n}$ be the generalized Mazur pattern embedded in the solid torus V . If $m \neq n$, then for any knot $K \subset S^3$, we have*

$$(5.1) \quad \tau(Q_{m,n}(K)) = \begin{cases} |m - n|\tau(K) & \text{if } \tau(K) \leq 0 \text{ and } \epsilon(K) \in \{0, 1\}, \\ |m - n|\tau(K) + |m - n| & \text{if } \tau(K) < 0 \text{ and } \epsilon(K) = -1, \\ |m - n|\tau(K) + \min(m, n) & \text{if } \tau(K) > 0 \text{ and } \epsilon(K) = 1, \\ |m - n|\tau(K) + \max(m, n) - 1 & \text{if } \tau(K) \geq 0 \text{ and } \epsilon(K) = -1. \end{cases}$$

In the case where $m = n$, we have

$$(5.2) \quad \tau(Q_{m,m}(K)) = \begin{cases} 0 & \text{if } \tau(K) < 0, \\ m - 1 & \text{if } \tau(K) = 0, \\ m & \text{if } \tau(K) > 0. \end{cases}$$

Also,

$$(5.3) \quad \epsilon(Q_{m,n}(K)) = \begin{cases} 0 & \text{if } \tau(K) = \epsilon(K) = 0, \\ 1 & \text{otherwise} \end{cases}$$

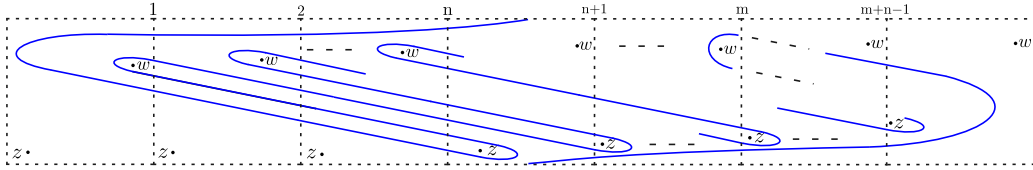


FIGURE 27. A lift of β curve to the universal cover

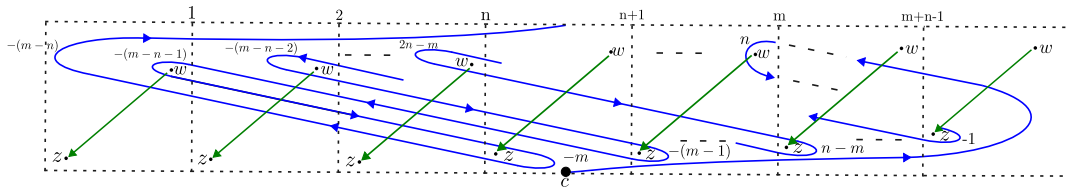


FIGURE 28. The Alexander grading at various points of $\tilde{\beta}$ curve in the row containing c

We follow the strategy outlined in Section 3, recovering the τ and ϵ invariant of $Q_{m,n}(K)$ from its pairing diagram. Using the notation from Section 3.2, we denote the lifts of α_K and $\beta(Q_{m,n})$ in the universal cover of the doubly marked torus as $\tilde{\alpha}$ and $\tilde{\beta}$, respectively.

Proof of Theorem 5.1. When $\epsilon(K) = 0$, K is ϵ -equivalent to the unknot U [Hom14b]. Thus, $\tau(Q_{m,n}(K)) = \tau(Q_{m,n}(U))$ and $\epsilon(Q_{m,n}(K)) = \epsilon(Q_{m,n}(U))$, so we have $\tau(Q_{m,n}(K)) = 0$ and $\epsilon(Q_{m,n}(K)) = 0$, as desired. For the rest of the proof, we assume that $\epsilon(K) \neq 0$ and $m \geq n$.

We begin by a discussion of how to construct the pairing diagram of the satellite $Q_{m,n}(K)$, which consists the two lifts $\tilde{\beta}$ and $\tilde{\alpha}$, where the latter is pulled tight in the pegboard diagram. Recall that Lemma 4.1 gives us a way to construct the Heegaard diagram \mathcal{H} of $Q_{m,n}$. We obtain $\tilde{\beta}$ by lifting the β -curve in \mathcal{H} into the universal cover, as shown in Figure 27. The lift spans $m+n$ columns in the universal cover, which we label by 1 to $m+n$ from left to right. For the lift $\tilde{\alpha}$ of α_K , Lemma 3.1 describes the unstable segment of $\tilde{\alpha}$ and Figure 13 shows its relevant neighborhood. Note that each column contains a translated copy of $\tilde{\alpha}$, but we only draw the copy contained in column n to column $n+1$, because this is the only relevant one containing the distinguished generator in $\widehat{HF}(S^3)$. For example, the pairing diagram of $Q_{m,n}(K)$ in the case when $\tau(K) > 0$ and $\epsilon(K) = 1$ is shown in Figure 29.

From the pairing diagram, we may determine the absolute Alexander grading of the intersection points by Lemma 3.2 and the discussion thereafter. In particular, note that if x' can be obtained from x by shifting the picture in the universal cover down a row, then $A(x) - A(x') = w(Q_{m,n}) = -(m-n)$. Let c be the fixed point under hyperelliptic involution, with $A(c) = 0$. For ease of computation, we determine the grading of x by first shifting the picture vertically so that the image x' lies in the row containing c , and then determining the grading of x' using Lemma 3.2. In Figure 28, we display the grading of different points along $\tilde{\beta}$ in the row containing c .

We are now ready to recover $\tau(Q_{m,n}(K))$ and $\epsilon(Q_{m,n}(K))$. The lift $\tilde{\alpha}$ has the form described in Lemma 3.1 and Figure 13, which depends on $\tau(K)$ and $\epsilon(K)$, so it remains to inspect the following four cases.

Case 1: $\tau(K) > 0$ and $\epsilon(K) = 1$. The pairing diagram of $Q_{m,n}(K)$ is shown in Figure 29, where the fixed point c is marked in red. Following the strategy in Section 3.3, we first eliminate all the intersection points of filtration difference 1. The Whitney disks connecting those points are highlighted in pink in Figure 31, and the diagram after they are eliminated is shown in Figure 32. If $m > n$, we eliminate the blue disks (with filtration difference $n-1$), then the brown disks (with difference n), and finally the yellow disks (with difference $m-1$). If $m = n$, we eliminate the blue and yellow disks first, then the brown disks. Either way, x_1 is the remaining intersection point after the isotopies.

To recover the Alexander grading of x_1 , we shift the diagram down $\tau(K) - 1$ rows to get x'_1 , and find that the algebraic intersection $l_{c,x'_1} \cdot \delta_{w,z} = -m$. It follows that

$$\tau(Q_{m,n}(K)) = -A(x_1) = -(-(m-n)(\tau(K) - 1) + l_{c,x'_1} \cdot \delta_{w,z}) = (m-n)\tau(K) + n.$$

To compute $\epsilon(Q_{m,n}(K))$, we need to construct the subcomplex of the $CFK_{\mathcal{R}}$ complex containing x_1 . The relevant differentials of this subcomplex are drawn in Figure 30. Note that the cycle $\sum_{i=1}^{2n+1} x_{2i+1}$ survives in the homology $\widehat{HF}(S^3)$, so this cycle must be the distinguished element of some horizontally simplified basis. It remains to look at its position in the vertical complex to recover $\epsilon(Q_{m,n}(K))$. There is a vertical arrow from y_i to x_i for each odd i , and together they give us a vertical arrow from $\sum_{i=0}^n y_{2i+1}$ to $\sum_{i=0}^n x_{2i+1}$. Thus, the cycle $\sum_{i=0}^{2n+1} x_{2i+1}$ is a boundary with respect to the vertical differential, which means that $\epsilon(Q_{m,n}(K)) = 1$.

Case 2: $\tau(K) \geq 0$ and $\epsilon(K) = -1$. The pairing diagram is shown in Figure 33. As before, we perform isotopies that eliminate intersection points of the same filtration difference. If $\tau(K) = 0$ and $m = n$, then the intersection point that survives the spectral sequence is x_3 ; otherwise, it is x_1 . To compute the Alexander grading of x_3 , we shift the diagram down by $\tau(K) - 1$ rows, and find that the the image x'_3 has grading $-m$. Thus, when $\tau(K) = 0$ and $m = n$, we have

$$\tau(Q_{m,n}(K)) = -A(x_3) = -(-(m-n)(\tau(K) - 1) - m) = m.$$

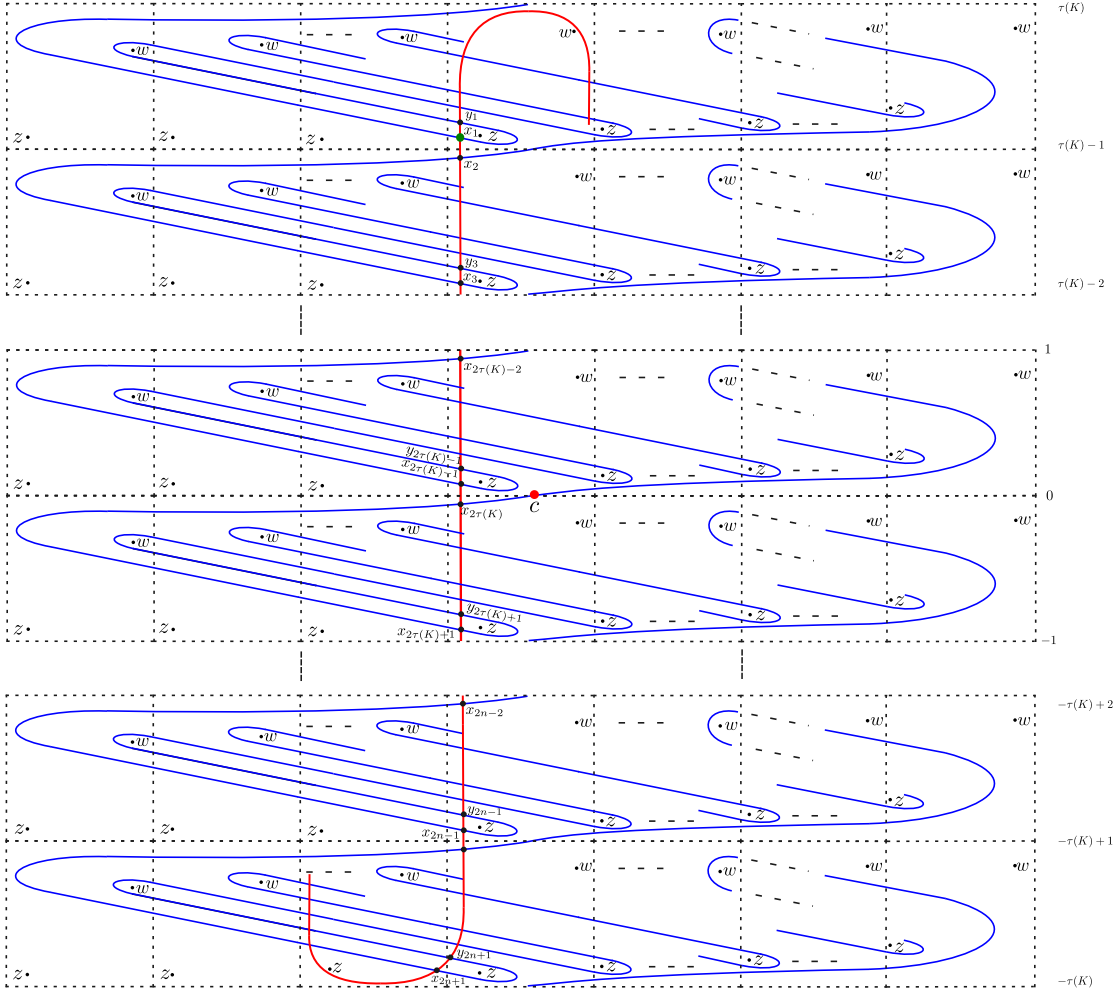


FIGURE 29. The pairing diagram for $Q_{m,n}(K)$ when $\tau(K) > 0, \epsilon(K) = 1$

Otherwise, we calculate the grading of x_1 using the same method, and obtain that

$$\tau(Q_{m,n}(K)) = -A(x_1) = -(-(m-n)\tau(K) - (m-1)) = (m-n)\tau(K) + (m-1).$$

We construct the subcomplex of $CFK_{\mathcal{R}}$ containing x_1 and x_3 , and the relevant part is shown in Figure 34. The analysis for $\epsilon(Q_{m,n}(K))$ the same as the case when $\tau(K) > 0$ and $\epsilon(K) = 1$, displayed in Figure 30. Hence, we have $\epsilon(Q_{m,n}(K)) = 1$.

Case 3: $\tau(K) \leq 0$ and $\epsilon(K) = 1$. The pairing diagram is shown in Figure 35. After eliminating all pairs of intersection points with the same filtration difference, we are left with x_{2n+1} , which has Alexander grading $-(m-n)\tau(K)$. Therefore, we have

$$\tau(Q_{m,n}(K)) = -A(x_{2n+1}) = (m-n)\tau(K).$$

Figure 36 shows the relevant differentials in the $CFK_{\mathcal{R}}$ complex containing x_{2n+1} , and one observes that x_{2n+1} is the distinguished element in some horizontal simplified basis. Since there's a vertical differential pointing from y_1 to $U^n x_{2n+1}$, we have $\epsilon(Q_{m,n}(K)) = 1$.

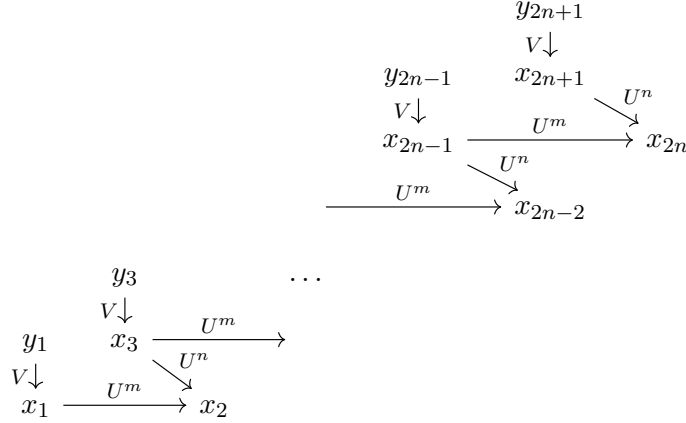


FIGURE 30. The relevant differentials in the $CFK_{\mathcal{R}}$ complex of $Q_{m,n}(K)$ when $\tau(K) > 0$, $\epsilon(K) = 1$.

Case 4: $\tau(K) < 0$ and $\epsilon(K) = -1$. The pairing diagram is displayed in Figure 37, where the remaining intersection point is x_{2n-1} , which has Alexander grading $-(m-n)(\tau(K)-1)$. This gives

$$\tau(Q_{m,n}(K)) = -A(x_{2n-1}) = (m-n)(\tau(K)) + (m-1) = (m-n)\tau(K) + (m-1).$$

In Figure 38, we show the relevant differentials in the subcomplex containing x_{2n+1} , which is a distinguished element in some horizontally simplified basis. Since a vertical differential sends y_1 to $U^n x_{2n-1}$, we conclude that $\epsilon(Q_{m,n}(K)) = 1$. \square

The proof of Theorem 1.5 allows us to find the three-genus of the patterns $Q_{m,n}$. Recall that by [OS04b], the genus of the knot is the largest Alexander grading supporting non-zero Floer homology. Moreover, for a satellite knot $P(K)$, we have a genus formula from [Sch53]

$$(5.4) \quad g(P(K)) = |w(P)|g(K) + g(P),$$

where $|w(P)|$ is the absolute value of the winding number.

Proposition 5.2. *For $m, n \geq 1$, the generalized Mazur patterns have genus $g(Q_{m,n}) = \min(m, n)$.*

Proof. We take P to be $Q_{m,n}$ and reverse the orientation (where without loss of generality we assume that $m \geq n$), which has winding number $m-n$, and K to be the right-handed trefoil $T_{2,3}$, which has $\tau(T_{2,3}) = \epsilon(T_{2,3}) = g(T_{2,3}) = 1$. By Equation (5.4), we have

$$(5.5) \quad g(Q_{m,n}(T_{2,3})) = (m-n) + g(Q_{m,n}).$$

We want to compute $g(Q_{m,n}(T_{2,3}))$, which is equal to the largest Alexander grading for which $\widehat{HFK}(Q_{m,n}(K))$ is non-zero. Consider the pairing diagram in Figure 29 from the proof of Theorem 5.1 and note that x_1 has the lowest Alexander grading, but after taking the reverse this generator has the largest Alexander grading. Since x_1 is also the distinguished generator,

$$g(Q_{m,n}(T_{2,3})) = A(x_1) = \tau(Q_{m,n}(T_{2,3})) = |m-n|\tau(T_{2,3}) + n = m.$$

Plugging into Equation (5.5), we get $g(Q_{m,n}) = n$. For any $m, n \geq 1$, we have $g(Q_{m,n}) = \min(m, n)$. \square

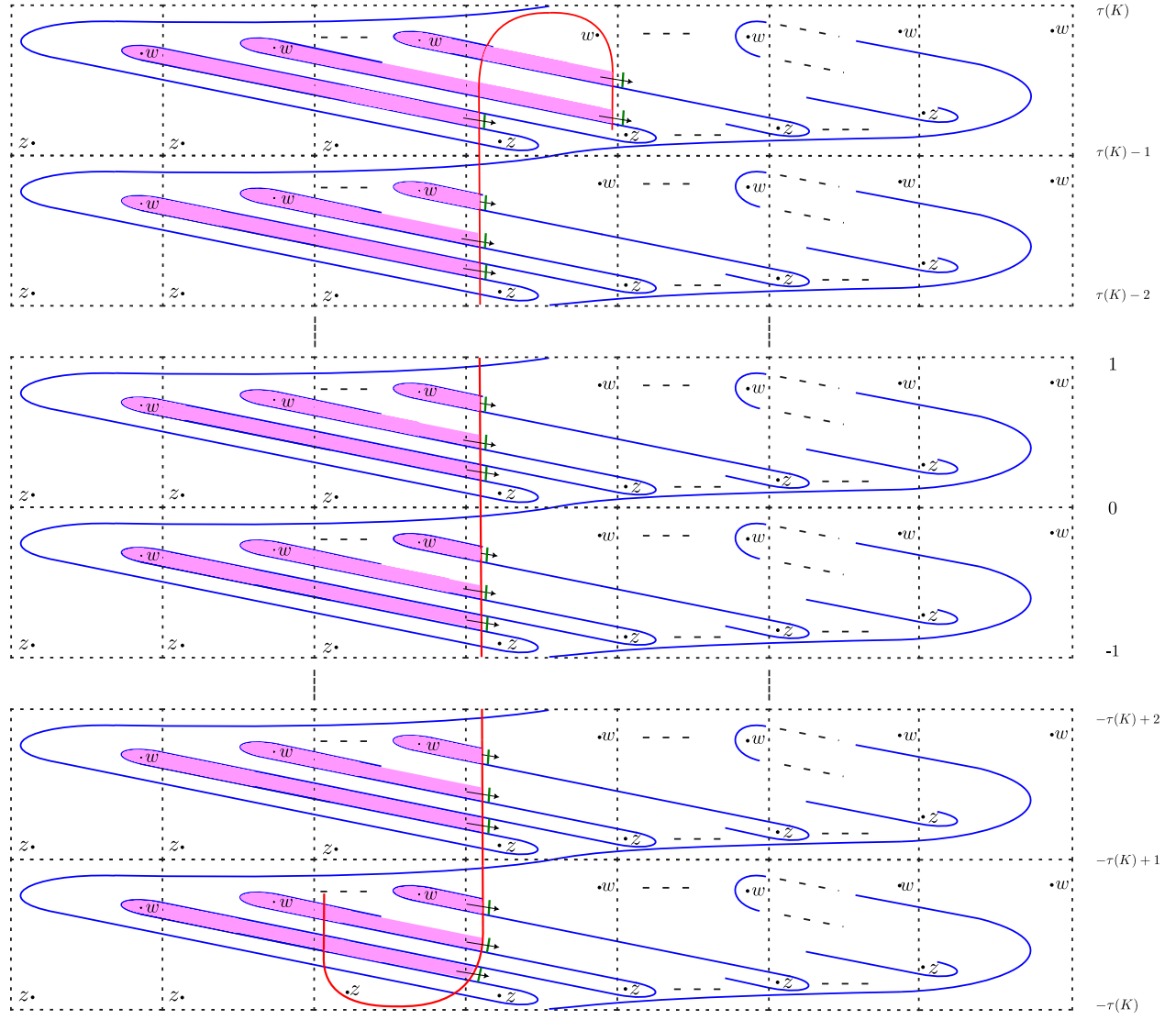


FIGURE 31. The disks highlighted in pink represent all the Whitney disks of filtration difference 1. Eliminating them by an isotopy, we get Figure 32.

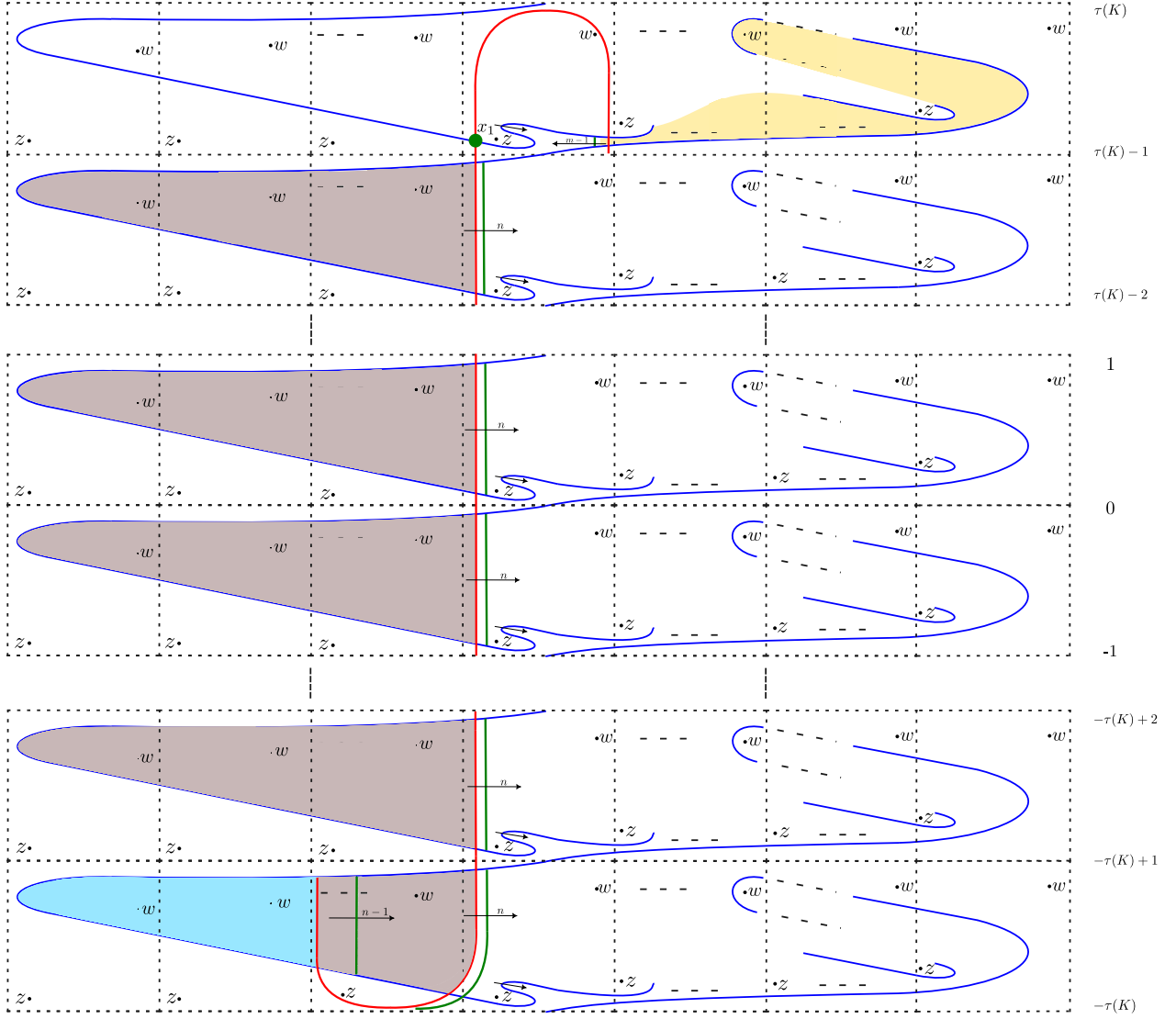


FIGURE 32. The result of eliminating Whitney disks in Figure 31. If $m > n$, we first eliminate the blue disks, then the brown disks, and finally the yellow disks. If $m = n$, we first eliminate the blue and yellow disks, then the brown disks. In both cases, we arrive at a complex with x_1 as the only remaining intersection point. The small arrows with label n or $n - 1$ represent respectively n or $n - 1$ small arrows placed in parallel; these are the A-buoys keeping track of the filtration difference

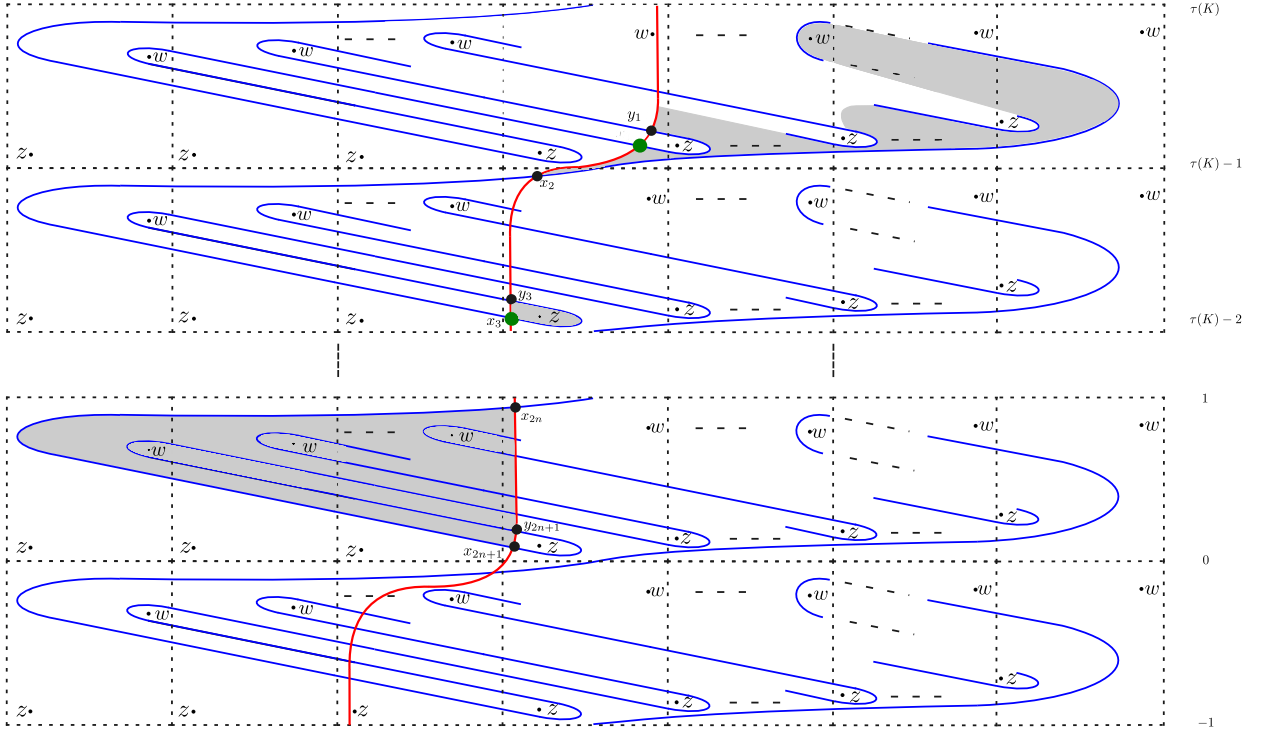


FIGURE 33. The pairing diagram for $Q_{m,n}(K)$ when $\tau(K) \geq 0, \epsilon(K) = -1$. Some bigons contributing to the differentials in the subcomplex are shaded. From top to bottom, they correspond to the differentials $x_1 \xrightarrow{U^m} x_2, y_3 \xrightarrow{V} x_3$, and $x_{2n+1} \xrightarrow{U^n} x_{2n}$, respectively

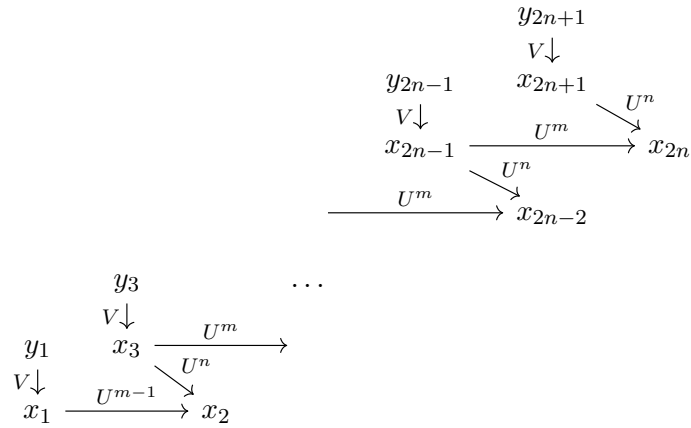
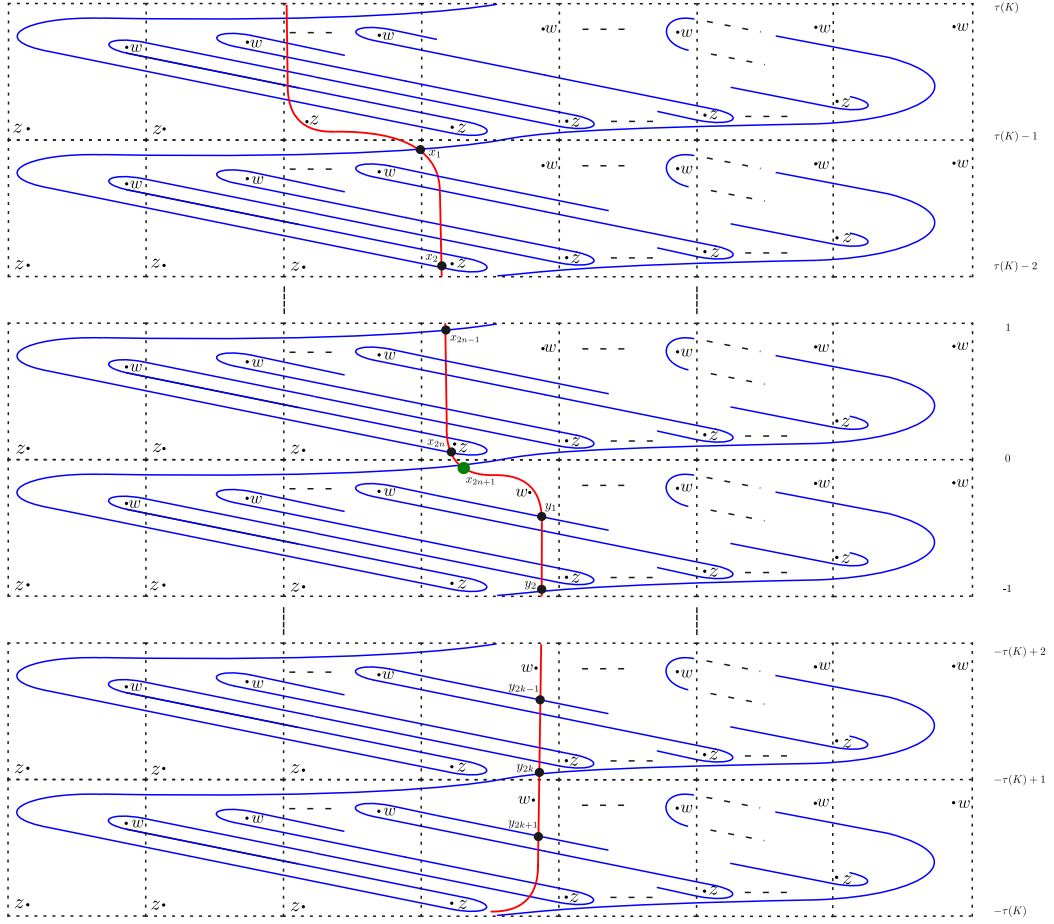
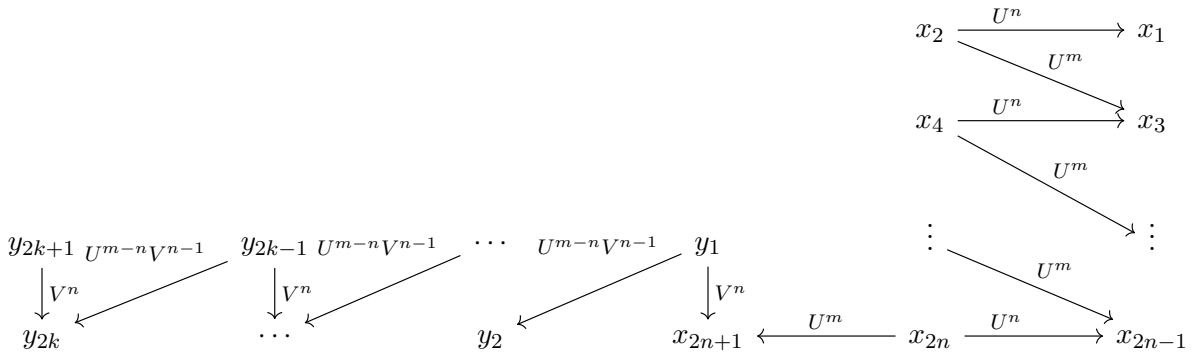


FIGURE 34. The relevant differentials in the $CFK_{\mathcal{R}}$ complex of $Q_{m,n}(K)$ when $\tau(K) \geq 0, \epsilon(K) = -1$

FIGURE 35. The pairing diagram for $Q_{m,n}(K)$ when $\tau(K) \leq 0, \epsilon(K) = 1$ FIGURE 36. The relevant differentials in the $CFK_{\mathcal{R}}$ complex of $Q_{m,n}(K)$ when $\tau(K) \leq 0, \epsilon(K) = 1$

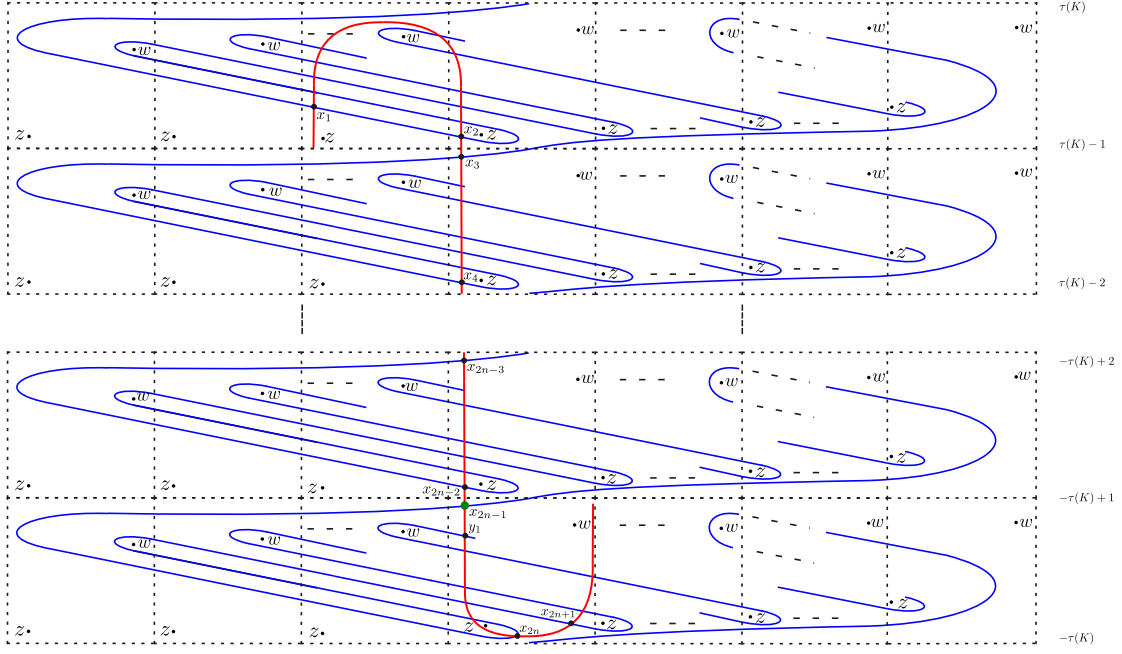


FIGURE 37. The pairing diagram for $Q_{m,n}(K)$ when $\tau(K) < 0, \epsilon(K) = -1$

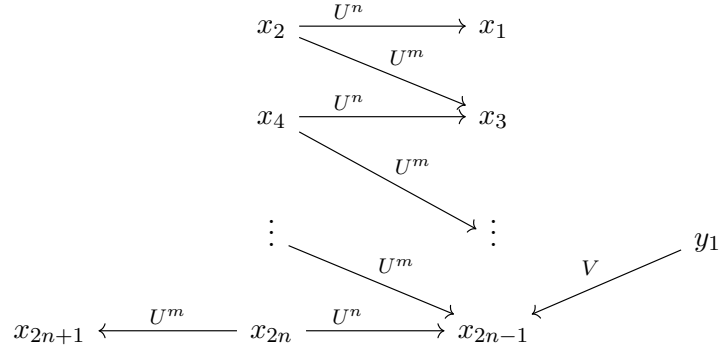


FIGURE 38. The relevant differentials in the $CFK_{\mathcal{R}}$ complex of $Q_{m,n}(K)$ when $\tau(K) < 0, \epsilon(K) = -1$

APPENDIX A. COMPUTATION OF $\tau(Q_{m,n}(K))$ USING BORDERED HEEGAARD FLOER HOMOLOGY

We give an alternative way of computing the τ -invariant for satellites along generalized Mazur patterns, using the ordinary bordered Heegaard Floer homology. This is a generalization of the method used in [Lev16]. As expected, we obtain the same value of $\tau(Q_{m,n}(K))$ as in Theorem 1.5.

The organization of the Appendix is as follows: in Section A.1, we describe our strategy for computing $\tau(P(K))$; in Section A.2, we give a few examples for computing $\tau(Q_{m,n}(K))$ for small values of m and n ; and in Section A.3, we carry out the computation for general m and n .

A.1. Bordered strategy to determine $\tau(P(K))$. In this section, we follow closely the notation in [Lev16]. Recall that an alternative definition of the invariant $\tau(K)$ is

$$\tau(K) = -\max\{s \mid U^n \cdot \text{HFK}^-(K, s) \neq 0 \text{ for all } n \geq 0\}.$$

In other words, $\tau(K)$ is minus the Alexander grading of the non-vanishing generator for $\mathbb{F}[U]$ in $\text{HFK}^-(S^3, K)$. Recall also the pairing theorem [LOT18, Theorem 1.3]: for a satellite knot with pattern $P \subset V$ and companion K , we have

$$(A.1) \quad gCFK^-(P(K)) \simeq CFA^-(V, P) \boxtimes \widehat{CFD}(X_K).$$

Here, we may again assume that the pattern knot P is a $(1, 1)$ -unknot pattern.

Our goal is to directly compute the associated graded on the left hand side. We discussed how to compute CFA^- in Section 2.3, and $\widehat{CFD}(X_K)$ in Section 2.4. The box tensor product $CFA^-(V, P) \boxtimes \widehat{CFD}(X_K)$ is defined to be the \mathbb{F} -vector space

$$CFA^-(V, P) \boxtimes_{\mathcal{I}} \widehat{CFD}(X_K)$$

with the differential now given by the combinatorial formula

$$\partial^{\boxtimes}(x \otimes y) = \sum_{k=1} (x, \rho_{i_1}, \dots, \rho_{i_k}) D_{i_k} \circ \dots \circ D_{i_1}(y)$$

where the sum is taken over all k -element sequences i_1, \dots, i_k (including the empty sequence when $k = 0$) of elements in $\{\emptyset, 1, 2, 3, 12, 23, 123\}$.

The box tensor product in Equation (A.1) consists of one direct summand whose homology contains a $\mathbb{F}[U]$ part, obtained by box tensoring with a unstable neighborhood in $\widehat{CFD}(X_K)$, and other summands whose homology is U -torsion. We are interested only in the summand with non-vanishing homology, since the Alexander grading of its generator gives us $-\tau(P(K))$.

It remains determine the absolute Alexander grading in $gCFK^-(S^3, P(K))$, which we denote by $A_{Q_{m,n}(K)}$. This can be achieved by the following proposition in [Lev16].

Proposition A.1. [Lev16, Proposition 2.2] *Let $P \subset V$ be a based knot with winding number m . For each element $a \in CFA^-(V, P) \cdot \iota_0$, there exists a constant C_a with the following property: For any knot $K \subset S^3$, and any homogeneous element $x \in \iota_0 \widehat{CFD}(X_K)$, we have*

$$(A.2) \quad A_{P(K)}(a \otimes x) = mA_K(x) + C_a.$$

In what follows, we will set P to be the generalized Mazur pattern $Q_{m,n}$. Note that the constant C_a in equation (A.2) is independent of K . This allows us to determine C_a by setting K to be the unknot O . Since $Q_{m,n}(O)$ is also the unknot, the tensor product complex $CFA^-(V, Q_{m,n}) \boxtimes \widehat{CFD}(X_O)$ is generated over $\mathbb{F}[U]$ by a single element with Alexander grading 0. Moreover, we have $A_O(x) = 0$ for any $x \in \iota_0 \widehat{CFD}(X_O)$. Equation (A.2) then allows us to determine the constant C_a for certain generators $a \in CFA^-(V, Q_{m,n})$.

For any knot K , we may apply Proposition A.1 again to compute the absolute Alexander gradings of the relevant generators of $CFK^-(S^3, Q_{m,n}(K))$. This computation is sufficient to determine $\tau(Q_{m,n}(K))$; we will carry out this computation in more detail in Section A.3. Before that, we give some examples of how this strategy may be applied for small values of m and n .

A.2. Examples.

Example A.2 (The pattern $Q_{3,1}$). First, we obtain the following Heegaard diagram for the pattern $Q_{3,1}$ by applying the inductive procedure in lemma 4.1. The resulting diagram is shown in Figure 39. The indexing of the vertical column is x_1 to x_7 from top to bottom, and the indexing of the horizontal column is y_1 to y_{12} from left to right.

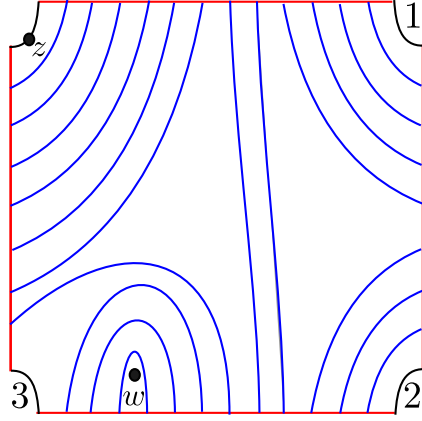


FIGURE 39. The Heegaard diagram for $Q_{3,1}$

Next, we find all the pseudoholomorphic disks in the universal cover, shown in Figure 40. The corresponding A_∞ multiplications are:

- ■ $m_1(x_1) = Ux_6$
- ■ $m_2(x_1, \rho_1) = y_{12}$
- ■ $m_2(x_1, \rho_{12}) = x_7$
- ■ $m_2(x_1, \rho_{123}) = Uy_7$
- ■ $m_4(x_1, \rho_3, \rho_2, \rho_1) = Uy_1$
- ■ $m_1(x_2) = Ux_5$
- ■ $m_2(x_2, \rho_1) = y_{11}$
- ■ $m_2(x_2, \rho_{12}) = x_6$
- ■ $m_4(x_2, \rho_{123}, \rho_2, \rho_1) = Uy_6$
- ■ $m_4(x_2, \rho_3, \rho_2, \rho_1) = Uy_2$
- ■ $m_1(x_3) = Ux_4$
- ■ $m_2(x_3, \rho_1) = y_{10}$
- ■ $m_2(x_3, \rho_{12}) = x_5$
- ■ $m_4(x_3, \rho_{123}, \rho_2, \rho_1) = Uy_5$
- ■ $m_4(x_3, \rho_3, \rho_2, \rho_1) = Uy_3$
- ■ $m_2(x_4, \rho_1) = y_9$
- ■ $m_3(x_4, \rho_{12}, \rho_1) = y_8$
- ■ $m_4(x_4, \rho_{12}, \rho_{12}, \rho_1) = y_7$
- ■ $m_4(x_4, \rho_3, \rho_2, \rho_1) = Uy_4$
- ■ $m_2(x_5, \rho_1) = Uy_8$
- ■ $m_3(x_5, \rho_{12}, \rho_1) = Uy_7$
- ■ $m_4(x_5, \rho_3, \rho_2, \rho_1) = Uy_5$
- ■ $m_2(x_6, \rho_1) = U^2y_7$
- ■ $m_4(x_6, \rho_3, \rho_2, \rho_1) = Uy_6$
- ■ $m_2(x_7, \rho_3) = Uy_7$
- ■ $m_1(y_1) = Uy_6$
- ■ $m_1(y_2) = Uy_5$
- ■ $m_1(y_3) = Uy_4$
- ■ $m_3(y_8, \rho_2, \rho_1) = y_7$
- ■ $m_3(y_9, \rho_2, \rho_1) = y_8$
- ■ $m_4(y_9, \rho_2, \rho_{12}, \rho_1) = y_7$
- ■ $m_2(y_{10}, \rho_2) = x_5$
- ■ $m_4(y_{10}, \rho_{23}, \rho_2, \rho_1) = Uy_5$
- ■ $m_1(y_{10}) = Uy_9$
- ■ $m_2(y_{11}, \rho_2) = x_6$
- ■ $m_4(y_{11}, \rho_{23}, \rho_2, \rho_1) = Uy_6$

FIGURE 40. The universal cover of the bordered diagram for $Q_{3,1}$

- $m_1(y_{11}) = U^2 y_8$
- $m_2(y_{12}, \rho_2) = x_7$
- $m_2(y_{12}, \rho_{23}) = U y_7$
- $m_1(y_{12}) = U^3 y_7$

This can be represented by the diagram below in Figure 41:

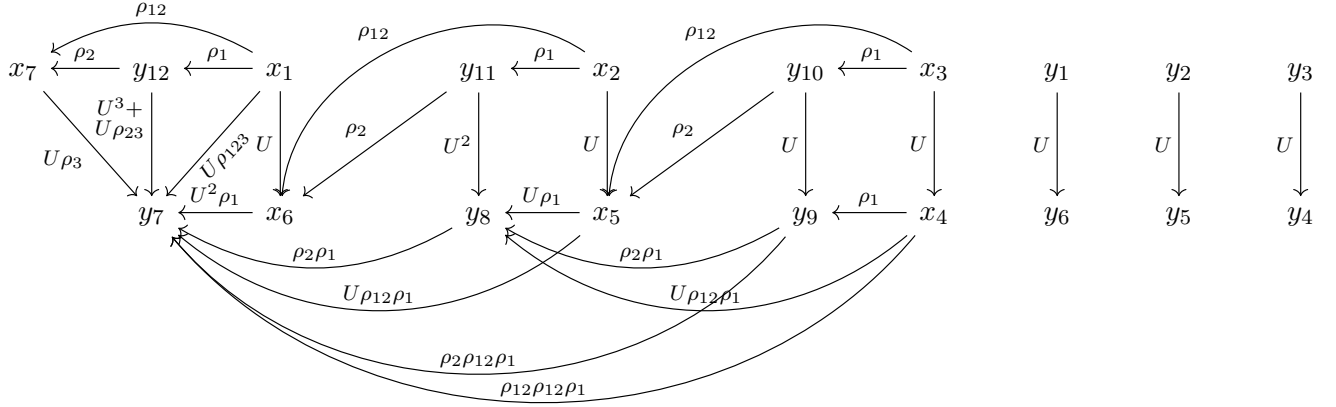


FIGURE 41. The A_∞ -module $CFA^-(Q_{3,1}(K))$

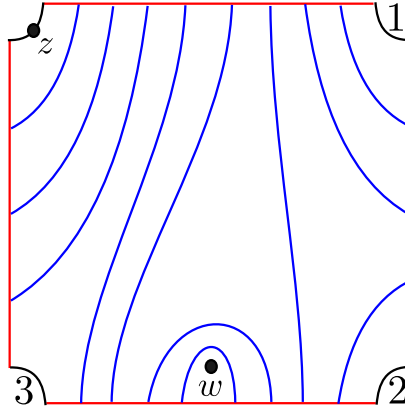
One may observe that a few differentials are not represented in the diagram above, namely

$$\begin{array}{ll}
 x_1 \xrightarrow{U\rho_3\rho_2\rho_1} y_1 & y_{10} \xrightarrow{U\rho_{23}\rho_2\rho_1} y_5 \\
 y_{11} \xrightarrow{U\rho_{23}\rho_2\rho_1} y_6 & x_3 \xrightarrow{U\rho_{123}\rho_2\rho_1} y_5 \\
 x_2 \xrightarrow{U\rho_{123}\rho_2\rho_1} y_6 & x_5 \xrightarrow{U\rho_3\rho_2\rho_1} y_5 \\
 x_6 \xrightarrow{U\rho_3\rho_2\rho_1} y_6 & x_3 \xrightarrow{U\rho_3\rho_2\rho_1} y_3 \\
 x_2 \xrightarrow{U\rho_3\rho_2\rho_1} y_2 & x_4 \xrightarrow{U\rho_3\rho_2\rho_1} y_4
 \end{array}$$

However, we may apply the following change of basis to eliminate these arrows: let $x'_6 = x_6 + U\rho_3\rho_2\rho_1 y_1$, $x'_5 = x_5 + U\rho_3\rho_2\rho_1 y_2$, and $x'_4 = x_4 + U\rho_3\rho_2\rho_1 y_3$.

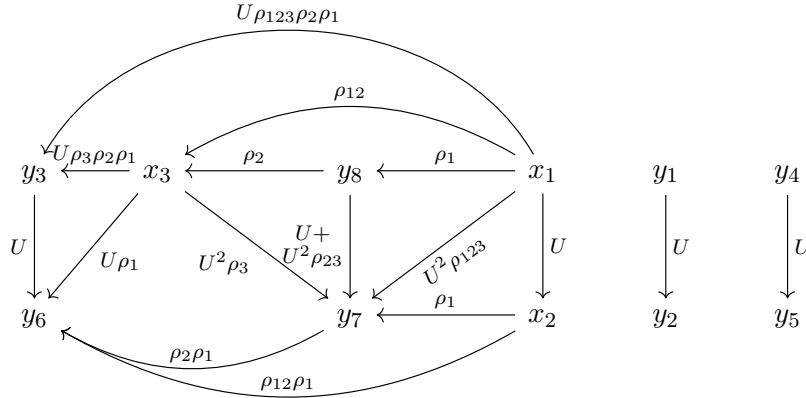
Example A.3 (The pattern $Q_{1,2}$). The Heegaard diagram for $Q_{1,2}$ is shown in Figure 42. After counting pseudoholomorphic disks in the universal cover, we obtain the following A_∞ multiplications:

- $m_1(x_1) = U x_2$
- $m_2(x_1, \rho_1) = y_8$
- $m_2(x_2, \rho_1) = y_7$
- $m_2(x_1, \rho_{12}) = x_3$
- $m_2(x_1, \rho_{123}) = U^2 y_7$
- $m_2(x_3, \rho_3) = U^2 y_7$
- $m_2(y_8, \rho_2) = x_3$
- $m_2(y_8, \rho_{23}) = U^2 y_7$
- $m_1(y_8) = U^2 y_7$
- $m_4(x_1, \rho_{123}, \rho_2, \rho_1) = U y_3$
- $m_4(x_1, \rho_3, \rho_2, \rho_1) = U y_1$
- $m_5(x_1, \rho_3, \rho_2, \rho_{12}, \rho_1) = U^2 y_4$
- $m_3(x_2, \rho_{12}, \rho_1) = y_6$
- $m_4(x_2, \rho_3, \rho_2, \rho_1) = U y_2$
- $m_5(x_2, \rho_3, \rho_2, \rho_{12}, \rho_1) = U^2 y_5$
- $m_2(x_3, \rho_1) = U y_6$
- $m_4(x_3, \rho_3, \rho_2, \rho_1) = U y_3$
- $m_1(y_1) = U y_2$

FIGURE 42. The Heegaard diagram for $Q_{1,2}$

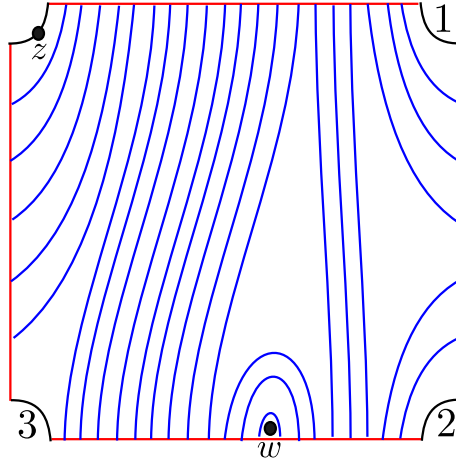
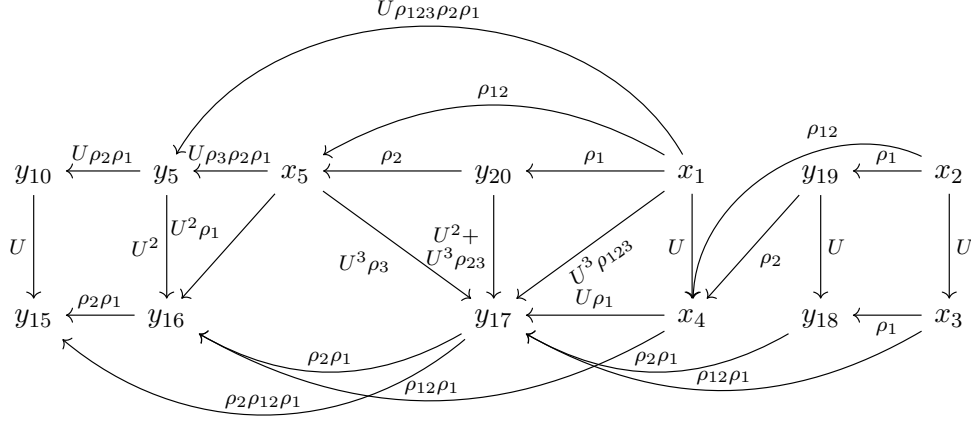
- $m_1(y_3) = Uy_6$
- $m_1(y_4) = Uy_5$
- $m_3(y_7, \rho_2, \rho_1) = y_6$
- $m_3(y_8, \rho_{23}, \rho_2, \rho_1) = Uy_3$
- $m_3(y_1, \rho_2 \rho_1) = Uy_4$
- $m_3(y_2, \rho_2 \rho_1) = Uy_5$

which are represented by the CFA^- complex below in Figure 43 with the change of basis in Remark A.7 applied:

FIGURE 43. The A_{∞} -module $CFA^-(Q_{1,2}(K))$

As before, one may check that the summands in the box tensor product with $\widehat{CFD}(X_K)$ look like the figures given for each value of $\tau(K)$ after plugging in $m = 1$ and $n = 2$. The only difference is that there are no dashed arrows, since there are no ρ_2 arrows pointing to x_2 in $CFA^-(V, Q_{1,2})$ that will pair nontrivially with the D_2 differential from λ to ξ_0 .

Example A.4 (The pattern $Q_{2,3}$). We describe the A_{∞} -module $CFA^-(Q_{2,3}(K))$. Using the inductive procedure outlined in Lemma 4.1, we obtain the Heegaard diagram in Figure 44. We provide a less exhaustive CFA^- structure below in Figure 45, not including the isolated components. There are also arrows from y_{18} and x_3 to y_{16} featuring compositions of the arrows going through y_{17} , which have also been omitted for clarity.

FIGURE 44. The Heegaard diagram for $Q_{2,3}$ FIGURE 45. Part of the A_{∞} -module $CFA^{-}(Q_{2,3}(K))$

A.3. Computation of $\tau(Q_{m,n}(K))$. In the case of general m, n , the invariant $\tau(Q_{m,n}(K))$ is given by the following theorem.

Theorem A.5. *Let $Q_{m,n}$ be the generalized Mazur pattern embedded in the solid torus V . If $m \neq n$, then for any knot $K \subset S^3$, we have*

$$(A.3) \quad \tau(Q_{m,n}(K)) = \begin{cases} |m - n|\tau(K) & \text{if } \tau(K) \leq 0 \text{ and } \epsilon(K) \in \{0, 1\}, \\ |m - n|\tau(K) + |m - n| & \text{if } \tau(K) < 0 \text{ and } \epsilon(K) = -1, \\ |m - n|\tau(K) + \min(m, n) & \text{if } \tau(K) > 0 \text{ and } \epsilon(K) = 1, \\ |m - n|\tau(K) + \max(m, n) - 1 & \text{if } \tau(K) \geq 0 \text{ and } \epsilon(K) = -1. \end{cases}$$

In the case where $m = n$, we have

$$(A.4) \quad \tau(Q_{m,m}(K)) = \begin{cases} 0 & \text{if } \tau(K) < 0, \\ m - 1 & \text{if } \tau(K) = 0, \\ m & \text{if } \tau(K) > 0. \end{cases}$$

The bordered Heegaard diagrams corresponding to the the generalized Mazur patterns $Q_{m,n}$ is given in Lemma 4.1. We label the intersection points of the α -arcs and β -arcs as follows: let the intersection points down the vertical arc be x_1 to x_{1+2m} , and the points along the horizontal arc be y_1 to $y_{2m+2n+2mn-2}$. Reading off these diagrams, the A_∞ multiplications have m squares which connect to each other, and $mn+n-1$ isolated components. The first square contains a head, so one may consider the structure to be as a train with m carriages, with ρ_2 arrows connecting carriages. We may see this representation in Figure 46. We index the squares by $r = 1, \dots, m$ unless otherwise specified.

Proposition A.6. *The generators x_1 to x_{1+2m} lie in ι_0 , and the remaining generators lie in ι_1 . The multiplications for the isolated components are as follows:*

- (1) $y_{(2m+1)l+j} \xrightarrow{U} y_{(2m+1)(l+1)-j}$ for $j = 1, \dots, m$, $l = 0, 1$
- (2) $y_{(2m+1)l+(j-1)} \xrightarrow{U} y_{(2m+1)(l+1)-(j-1)}$ for $j = 1, \dots, m+1$, $2 \leq l \leq n-1$.

When $n = 1$, we only use Equation 1, and $l = 0$. When $n = 2$, we use Equations 1 with both $l = 0, 1$. When $n \geq 3$, we use both equations.

The multiplications which make up the squares are as follows

- $x_r \xrightarrow{\rho_1} y_{2m+2n+2mn-2-r+1}$ for $r = 1, \dots, m$
- $x_r \xrightarrow{U} x_{2m-r+1}$ for $r = 1, \dots, m$
- $y_{2m+2n+2mn-2-r+1} \xrightarrow{U^{m-r+1}} y_{2n+2mn-2+r}$ for $r = 1, \dots, m$
- $x_1 \xrightarrow{U^n \rho_{123}} y_{2n+2mn-1}$
- $y_{2m+2n+2mn-2} \xrightarrow{U^n \rho_{23}} y_{2n+2mn-1}$
- $x_{1+2m} \xrightarrow{U^n \rho_3} y_{2n+2mn-1}$
- $y_{2m+2n+2mn-2-r+1} \xrightarrow{\rho_2} x_{2m-r+2}$ for $r = 1, \dots, m$
- $x_{r+1} \xrightarrow{\rho_{12}} x_{2m-r+1}$ for $r = 0, \dots, m-1$
- $y_{2n+2mn-2+r} \xrightarrow{\rho_2 \widehat{\rho_{12}}^{l-1} \rho_1} y_{2n+2mn-2+r-l}$ for $r = 2, \dots, m$ and $l = 1, \dots, r-1$
- $x_{2m-r+1} \xrightarrow{U^{m-r} \widehat{\rho_{12}}^l \rho_1} y_{2n+2mn-2+r-l}$ for $r = 1, \dots, m$ and $l = 0, \dots, r-1$
- $x_{2m+1} \xrightarrow{U \rho_3 \rho_2 \rho_1} y_{2m+1}$, when $n \geq 2$
- $y_{2m+1} \xrightarrow{U^{n-1}} y_{2n+2mn-2}$, when $n \geq 2$
- $x_{2m+1} \xrightarrow{U^m \rho_1} y_{2n+2mn-2}$, when $n \geq 2$

There are also the following multiplications which appear in both the isolated components and the squares when $n \geq 2$:

- $y_j \xrightarrow{U \rho_2 \rho_1} y_{2m+1+j}$ for $j = 1, \dots, 2mn+n-2m-2$

Combinations of these elements also appear in the A_∞ structure, as long as the index of any of the terms do not exceed $2mn+n-1$.

One notices that by this, the isolated components are connected to each other, but are isolated from the component containing the main squares.

Let $a = y_{2mn+n-2m-1}$, and $b = y_{2mn+2n-3}$. The A_∞ module can be represented by the following figure:

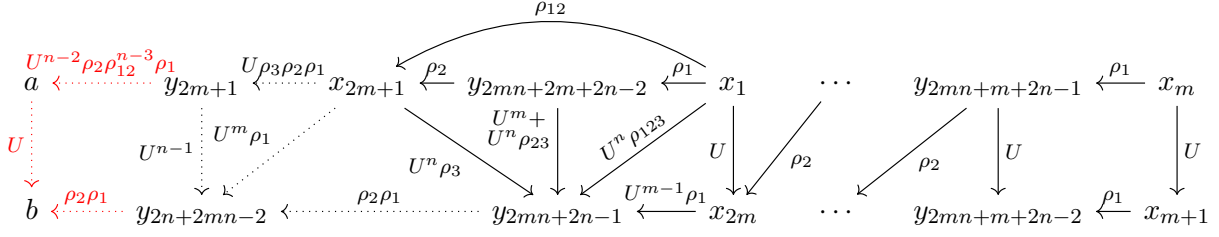


FIGURE 46. The CFA^- structure for generalized Mazur patterns, with some of the differentials connecting the second row not included for clarity. The dotted lines are included when $n \geq 2$, and the red dotted lines are included when $n \geq 3$. The isolated components are not included here either, although they may be easily determined by Proposition A.6. One in fact notices that when $n \geq 3$, the isolated component $a \xrightarrow{U} b$ is no longer isolated. See Section A.2 for examples of these relations

Remark A.7. There are also the following multiplications: $x_j \xrightarrow{\rho_3 \rho_2 \rho_1} y_j$ for $j = 1, \dots, 2m$. These may be removed by the following change of basis: $x'_{2m-j+1} = x_{2m-j+1} + \rho_3 \rho_2 \rho_1 y_j$. This isolates $y_j \xrightarrow{U} y_{2n-j+1}$ for $j = 1, \dots, n$. Furthermore, there are also $U \rho_2 \rho_1$ relations between the isolated components, outlined in A.6. We may remove many of these by a similar change of basis as the one above, with the appropriate substitutions.

From the orientation choice letting $w(Q_{m,n}) = -(m - n)$ and Proposition A.1, we have

$$A_{Q_{m,n}(K)}(a \otimes x) = -(m - n)A_k(x) + C_a.$$

The following lemma allows us to determine the coefficient C_a for certain a .

Lemma A.8. *The constants associated to the generators of $CFA^-(V, Q_{m,n}) \cdot \iota_0$ via Proposition A.1 are $C_{x_{m+1}} = 0$, $C_{x_m} = C_{x_{m+2}} = -1, \dots$, and $C_{x_{m+1-r}} = C_{x_{m+1+r}} = -r$ for $r = 1, \dots, m$.*

Proof. Let $O \subset S^3$ be the unknot, and X_O its complement equipped with the 0-framing. Note that $Q_{m,n}(O)$ is also the unknot. By the pairing theorem, we have

$$gCFK^\infty(Q_{m,n}(O)) = CFA^-(V, Q_{m,n}) \boxtimes \widehat{CFD}(X_O).$$

The associated graded on the left hand side has a single generator in its homology, with 0 Alexander grading since $\tau(Q(O)) = 0$. On the right hand side, the type D structure $\widehat{CFD}(X_O)$ has a single generator ξ_0 in 0 grading. The tensor complex $CFA^-(V, Q_{m,n}) \boxtimes \widehat{CFD}(X_O)$ has a summand:

$$\begin{array}{ccccccc} & & x_1 \otimes \xi_0 & & \cdots & & x_m \otimes \xi_0 \\ & \swarrow & \downarrow U & \swarrow & \downarrow U & \swarrow & \downarrow U \\ x_{2m+1} \otimes \xi_0 & & x_{2m} \otimes \xi_0 & & \cdots & & x_{m+1} \otimes \xi_0 \end{array}$$

It is easy to verify that this is indeed a summand. The only relations in $CFA^-(V, Q_{m,n})$ that pair nontrivially with the type D structure are arrows connecting x_1, x_{2m} or x_{2m+1} with labels U^p or $U^p \rho_{12}$ (for some integer $p \geq 0$), and all of them are captured within the fundamental complex in Proposition A.6. One may observe further that the homology of this summand is generated by $x_{m+1} \otimes \xi_0$, which implies that $A(x_{m+1}) = 0$. The lemma follows. \square

Proof of Theorem A.5. Consider the box tensor product of $CFA^-(V, Q)$ with $\widehat{CFD}(X_K)$, where K is a knot in S^3 , and X_K is its exterior equipped with the 0-framing. Note that the generators of the “isolated” components do not affect $\tau(Q_{m,n}(K))$ since their tensor products with $\widehat{CFD}(X_K)$ produce summands of $CFK^-(Q_{m,n}(K))$ which are U-torsion. In the case where $\epsilon(K) = 0$, $\widehat{CFD}(X_K)$ has a summand isomorphic to $\widehat{CFD}(X_O)$, so the tensor complex $CFA^-(V, Q_{m,n}) \boxtimes \widehat{CFD}(X_K)$ has a summand isomorphic to (diagram). It follows immediately that $\tau(Q_{m,n}(K)) = \tau(Q_{m,n}(O)) = 0$. Thus, we restrict our discussion to the cases where $\epsilon(K) = \pm 1$. Let $s = 2|\tau(K)|$, and apply the following change of variables for simplicity:

$$w = y_{2n+2mn-2}, \quad y = y_{2m+2n+2mn-2}, \quad y' = y_{2n+2mn-1}, \quad z = y_{2m+2n+2mn-3}, \quad z' = y_{2n+2mn}.$$

Moreover, we denote $\lambda_{l_1}^1$ as λ and $\kappa_{k_1}^1$ as κ in the unstable neighborhood of $CFD(X_K)$.

Recall that the homology of the tensor complex contains a $\mathbb{F}[U]$ -free part and a U -torsion part. Our goal is to determine the Alexander grading for generator of the free part of the homology. Towards this end, we consider three cases according to $\tau(K)$.

Case 1: When $\tau > 0$, the unstable chain in $\widehat{CFD}(X_K)$ (along with the possible D_1 differential from κ to η_0 if $\epsilon(K) = -1$, and the D_2 differential from λ to ξ_0 if $\epsilon(K) = 1$) is as follows

$$\kappa \xrightarrow{\text{red dashed } D_1} \eta_0 \xrightarrow{D_3} \mu_1 \xrightarrow{D_{23}} \cdots \xrightarrow{D_{23}} \mu_s \xleftarrow{D_1} \xi_0 \xleftarrow{\text{blue dashed } D_2} \lambda.$$

The red dashed arrow is included if $\epsilon(K) = -1$ and $n > 1$, while the blue dashed arrow is included if $\epsilon(K) = 1$ and $m > 1$. The tensor complex has the following direct summand:

$$\begin{array}{ccccccc} y_{2m+1} \otimes \kappa & & x_{1+2m} \otimes \eta_0 & & y \otimes \mu_1 & \cdots & y \otimes \mu_{s-1} & & y \otimes \mu_s & \longleftarrow & x_1 \otimes \xi_0 \\ & \searrow \text{red dashed } U^{n-1} & \downarrow \text{red dashed } U^m & \searrow U^n & \downarrow U^m & \searrow U^n & \downarrow U^m & \searrow U^n & \downarrow U^m & & \downarrow U \\ & & w \otimes \kappa & & y' \otimes \mu_1 & \cdots & y' \otimes \mu_{s-1} & & y' \otimes \mu_s & \longleftarrow & x_{2m} \otimes \xi_0 \\ & & & & & & & & \uparrow \text{blue dashed } U^{m-1} & & \uparrow \text{blue dashed } U \\ & & & & & & & & z' \otimes \lambda & \longleftarrow \text{blue dashed } U^{m-1} & z \otimes \lambda \end{array}$$

By Proposition A.1 and Lemma A.8, we have

$$\begin{aligned} A(x_{1+2m} \otimes \eta_0) &= -(m-n)A(\eta_0) - m = (m-n)\tau(K) - m, \\ A(x_1 \otimes \xi_0) &= -(m-n)A(\xi_0) - m = -(m-n)\tau(K) - m, \\ A(x_{2m} \otimes \xi_0) &= -(m-n)A(\xi_0) - (m-1) = -(m-n)\tau(K) - (m-1), \end{aligned}$$

which allows us to compute that

$$\begin{aligned} A(y' \otimes \mu_j) &= (m-n)\tau(K) + (n-m)j, \\ A(y \otimes \mu_j) &= (m-n)\tau(K) + (n-m)j - m, \\ A(w \otimes \kappa) &= (m-n)\tau(K), \\ A(y_{2m+1} \otimes \kappa) &= (m-n)\tau(K) - (n-1), \\ A(z' \otimes \lambda) &= -(m-n)\tau(K), \\ A(z \otimes \lambda) &= -(m-n)\tau(K) - (m-1). \end{aligned}$$

We then split our calculation into the following five subcases:

- *Case 1.1:* If $\epsilon(K) = 1$ and $m \geq n$, the free part of the homology is generated by

$$U^n z' \otimes \lambda + \left(\sum_{r=1}^{s-1} U^{(m-n)(s-1-r)} y \otimes \mu_r \right) + U^{(m-n)(s-1)} x_{1+2m} \otimes \eta_0,$$

which has Alexander grading $-(m-n)\tau(K) - n$. This gives us

$$\tau(Q_{m,n}(K)) = (m-n)\tau(K) + n = |m-n|\tau(K) + n.$$

- *Case 1.2:* If $\epsilon(K) = 1$ and $m < n$, the free part is generated by the element

$$x_{1+2m} \otimes \eta_0 + \left(\sum_{r=1}^{s-1} U^{(n-m)r} y \otimes \mu_r \right) + U^{(n-m)s+1} x_{2m} \otimes \xi_0,$$

with Alexander grading $(m-n)\tau(K) - m$. In this case, we have

$$\tau(Q_{m,n}(K)) = -(m-n)\tau(K) + m = |m-n|\tau(K) + m.$$

- *Case 1.3:* If $\epsilon(K) = -1$ and $m > n$, the free part is either generated by

$$x_{2m} \otimes \xi_0 + U^{m-n-1} \left(\sum_{r=1}^{s-1} U^{(m-n)(s-1-r)} y \otimes \mu_r \right) + U^{(m-n)s-1} x_{1+2m} \otimes \eta_0$$

if $n = 1$, or by the above sum plus an additional term $U^{(m-n)(s+1)} y_{1+2m} \otimes \kappa$ if $n > 1$. In both cases, the generator has Alexander grading $-(m-n)\tau(K) - (m-1)$, and

$$\tau(Q_{m,n}(K)) = (m-n)\tau(K) + (m-1) = |m-n|\tau(K) + (m-1).$$

- *Case 1.4:* If $\epsilon(K) = -1$ and $m < n$, the generator is

$$y_{2m+1} \otimes \kappa + U^{n-m-1} x_{1+2m} \otimes \eta_0 + U^{n-1-m} \left(\sum_{r=1}^{s-1} U^{(n-m)r} y \otimes \mu_r \right) + U^{(n-m)(s+1)} x_{2m} \otimes \xi_0,$$

which has Alexander grading $(m-n)\tau(K) - (n-1)$, giving us

$$\tau(Q_{m,n}(K)) = -(m-n)\tau(K) + (n-1) = |m-n|\tau(K) + (n-1).$$

- *Case 1.5:* If $\epsilon(K) = -1$ and $m = n$, the free part of the homology is generated by

$$U y_{2m+1} \otimes \kappa + x_{1+2m} \otimes \eta_0 + \left(\sum_{r=1}^{s-1} y \otimes \mu_r \right) + U x_{2m} \otimes \xi_0,$$

with Alexander grading $(m-n)\tau(K) - m = -m$, and thus

$$\tau(Q_{m,n}(K)) = m.$$

Taken together, when $\tau(K) > 0$ and $m \neq n$, we have

$$\tau(Q_{m,n}(K)) = \begin{cases} |m-n|\tau(K) + \min(m, n) & \text{if } \epsilon(K) = 1, \\ |m-n|\tau(K) + \max(m, n) - 1 & \text{if } \epsilon(K) = -1. \end{cases}$$

Moreover, when $\tau(K) > 0$ and $m = n$, we have

$$\tau(Q_{m,n}(K)) = m, \quad \text{for all } \epsilon(K).$$

Case 2: When $\tau < 0$, the unstable chain in $\widehat{CFD}(X_K)$ is the following:

$$\lambda \xrightarrow{\text{blue dashed } D_2} \xi_0 \xrightarrow{D_{123}} \mu_1 \xrightarrow{D_{23}} \cdots \xrightarrow{D_{23}} \mu_s \xrightarrow{D_2} \eta_0 \xrightarrow{\text{red dashed } D_1} \kappa$$

where again the red dashed arrow included if $\epsilon(K) = -1$ and $n > 1$, and the blue dashed arrow is included if $\epsilon(K) = 1$ and $m > 1$. The summand with nonvanishing homology in the tensor complex is given by:

$$\begin{array}{ccccccccccccccc} z \otimes \lambda & x_1 \otimes \xi_0 & y \otimes \mu_1 & \cdots & y \otimes \mu_{s-1} & y \otimes \mu_s & \longrightarrow & x_{1+2m} \otimes \eta_0 & y_{1+2m} \otimes \kappa \\ \downarrow U^{m-1} & \downarrow U & \downarrow U^n & \downarrow U^n & \downarrow U^n & \downarrow U^m & & \downarrow U^m & \downarrow U^{n-1} \\ z' \otimes \lambda & x_{2m} \otimes \xi_0 & y' \otimes \mu_1 & \cdots & y' \otimes \mu_{s-1} & y' \otimes \mu_s & \longrightarrow & w \otimes \kappa \end{array}$$

(A red dashed arrow labeled U connects $y \otimes \mu_{s-1}$ to $y_{1+2m} \otimes \kappa$. A red dashed arrow labeled U^{n-1} connects $y' \otimes \mu_s$ to $w \otimes \kappa$.)

We calculate inductively that

$$\begin{aligned} A(y' \otimes \mu_j) &= -(m-n)\tau(K) + j(n-m), \\ A(y \otimes \mu_j) &= -(m-n)\tau(K) + j(n-m) - m. \end{aligned}$$

In the case when $\epsilon(K) = -1$ and $n > 1$, we have

$$\begin{aligned} A(w \otimes \kappa) &= (m-n)\tau(K), \\ A(y_{1+2m} \otimes \kappa) &= (m-n)\tau(K) - (n-1), \end{aligned}$$

and in the case when $\epsilon(K) = 1$ and $m > 1$, we have

$$\begin{aligned} A(z \otimes \lambda) &= -(m-n)\tau(K) - (m-1), \\ A(z' \otimes \lambda) &= -(m-n)\tau(K). \end{aligned}$$

Next, we split our calculation into four cases, depending on the value of $\epsilon(K)$ and whether $m \geq n$

- *Case 2.1:* If $m \geq n$ and $\epsilon(K) = 1$, the free part of the homology is generated by $z' \otimes \lambda$, which has Alexander grading

$$A(z' \otimes \lambda) = -(m-n)\tau(K),$$

giving us

$$\tau(Q_{m,n}(K)) = (m-n)\tau(K) = |m-n|\tau(K).$$

- *Case 2.2:* If $m < n$ and $\epsilon(K) = 1$, the free part is generated by $y' \otimes \mu_s$, with Alexander grading $A(y' \otimes \mu_s) = (m-n)\tau(K)$. As such, we have

$$\tau(Q_{m,n}(K)) = -(m-n)\tau(K) = |m-n|\tau(K).$$

- *Case 2.3:* If $m \geq n$ and $\epsilon(K) = -1$, the free part is generated by $x \otimes \xi_0$, with Alexander grading $A(x \otimes \xi_0) = -(m-n)\tau(K) - (m-1)$. This gives us

$$\tau(Q_{m,n}(K)) = (m-n)\tau(K) + (m-1) = |m-n|\tau(K) + (m-1).$$

- *Case 2.4:* If $m < n$ and $\epsilon(K) = -1$, the free part is generated by $y_{1+2m} \otimes \kappa + U^{n-m-1}x_{1+2m} \otimes \eta_0$, with Alexander grading $A(y_{1+2m} \otimes \kappa) = (m-n)\tau(K) - (n-1)$. Therefore, we have

$$\tau(Q_{m,n}(K)) = -(m-n)\tau(K) + (n-1) = |m-n|\tau(K) + (n-1).$$

In summary, when $\tau(K) < 0$, we have

$$\tau(Q_{m,n}(K)) = \begin{cases} |m - n|\tau(K) & \text{if } \epsilon(K) = 1, \\ |m - n|\tau(K) + \max(m, n) - 1 & \text{if } \epsilon(K) = -1. \end{cases}$$

Case 3: When $\tau = 0$, the unstable neighborhood in $\widehat{CFD}(X_K)$ is

$$\lambda \xrightarrow{\text{blue dashed } D_2} \xi_0 \xrightarrow{D_{12}} \eta_0 \xrightarrow{\text{red dashed } D_1} \kappa,$$

and the differential in the tensor complex is

$$\begin{array}{ccccc} z \otimes \lambda & & x_1 \otimes \xi_0 & \longrightarrow & x_{1+2m} \otimes \eta_0 & & y_{2m+1} \otimes \kappa \\ \downarrow \text{blue dashed } U^{m-1} & & \downarrow U & & \downarrow \text{red dashed } U^m & & \swarrow \text{red dashed } U^{n-1} \\ z' \otimes \lambda & & x_{2m} \otimes \xi_0 & \xrightarrow{\text{red dashed } U^{m-1}} & w \otimes \kappa & & \end{array}$$

where we include red dashed arrow if $\epsilon(K) = -1$ and $n > 1$, and the blue dashed arrow if $\epsilon(K) = 1$ and $m > 1$. One may check that this is indeed a summand. We divide our computation into the following three cases

- *Case 3.1:* If $\epsilon(K) = 1$, either $z' \otimes \lambda$ or $x_{2m} \otimes \xi_0$ generates the free part of the homology, depending on whether $m > 1$ or $m = 1$, respectively. In both cases, the Alexander grading of the generator is 0, and therefore

$$\tau(Q_{m,n}(K)) = 0 = |m - n|\tau(K).$$

- *Case 3.2:* If $\epsilon(K) = -1$ and $m \geq n$, the free part of the homology is generated by either $x_{2m} \otimes \xi_0 + U^{m-n}y_{2m+1} \otimes \kappa$ if $n > 1$, or by $x_{2m} \otimes \xi_0$ if $n = 1$. In both cases, the Alexander grading of the generator is $-m + 1$. Hence, we get

$$\tau(Q_{m,n}(K)) = m - 1 = |m - n|\tau(K) + \max(m, n) - 1.$$

- *Case 3.3:* If $\epsilon(K) = -1$ and $m < n$, the free part is generated by $U^{n-m}x_{2m} \otimes \xi_0 + y_{2m+1} \otimes \kappa$, which has Alexander grading $-n + 1$, giving us

$$\tau(Q_{m,n}(K)) = n - 1 = |m - n|\tau(K) + \max(m, n) - 1.$$

All in all, when $\tau(K) = 0$ we get

$$\tau(Q_{m,n}(K)) = \begin{cases} |m - n|\tau(K) & \text{if } \epsilon(K) = 1, \\ |m - n|\tau(K) + \max(m, n) - 1 & \text{if } \epsilon(K) = -1. \end{cases}$$

□

REFERENCES

- [Bod23] Holt Bodish, *Some three and four-dimensional invariants of satellite knots with (1, 1)-patterns*, arXiv preprint arXiv:2305.18549 (2023).
- [CH23] Wenzhao Chen and Jonathan Hanselman, *Satellite knots and immersed Heegaard Floer homology*, arXiv preprint arXiv:2309.12297 (2023).
- [Che19] Wenzhao Chen, *Knot Floer homology of satellite knots with (1, 1)-patterns*, arXiv preprint arXiv:1912.07914 (2019).
- [Fre82] Michael Hartley Freedman, *The topology of four-dimensional manifolds*, Journal of Differential Geometry **17** (1982), no. 3, 357–453.

- [Ghi08] Paolo Ghiggini, *Knot Floer homology detects genus-one fibred knots*, American journal of mathematics **130** (2008), no. 5, 1151–1169.
- [Han23] Jonathan Hanselman, *Knot Floer homology as immersed curves*, arXiv preprint arXiv:2305.16271 (2023).
- [Hed07] Matthew Hedden, *Knot Floer homology of whitehead doubles*, Geometry & Topology **11** (2007), no. 4, 2277–2338.
- [Hom14a] Jennifer Hom, *Bordered Heegaard Floer homology and the tau-invariant of cable knots*, Journal of Topology **7** (2014), no. 2, 287–326.
- [Hom14b] ———, *The knot Floer complex and the smooth concordance group*, Commentarii Mathematici Helvetici **89** (2014), no. 3, 537–570.
- [Hom20] ———, *Lectures notes on Heegaard Floer homology*, arXiv preprint arXiv:2008.01836 (2020).
- [HRW23] Jonathan Hanselman, Jacob Rasmussen, and Liam Watson, *Bordered Floer homology for manifolds with torus boundary via immersed curves*, Journal of the American Mathematical Society (2023).
- [Kir97] Rob Kirby, *Problems in low-dimensional topology*, Proceedings 1993 Georgia International Topology Conference, Geometric Topology **2** (1997).
- [Lev16] Adam Simon Levine, *Nonsurjective satellite operators and piecewise-linear concordance*, Forum of Mathematics, Sigma, vol. 4, Cambridge University Press, 2016, p. e34.
- [Lic97] WB Raymond Lickorish, *An introduction to knot theory*, vol. 175, Springer Science & Business Media, 1997.
- [LOT14] Robert Lipshitz, Peter Ozsváth, and Dylan P Thurston, *Notes on bordered Floer homology*, Contact and symplectic topology (2014), 275–355.
- [LOT18] Robert Lipshitz, Peter Ozsváth, and Dylan Thurston, *Bordered Heegaard Floer homology*, vol. 254, American Mathematical Society, 2018.
- [Man14] Ciprian Manolescu, *An introduction to knot Floer homology*, Physics and mathematics of link homology **680** (2014), 99–135.
- [Ni07] Yi Ni, *Knot Floer homology detects fibred knots*, Inventiones mathematicae **170** (2007), no. 3, 577–608.
- [OS03] Peter Ozsváth and Zoltán Szabó, *Knot Floer homology and the four-ball genus*, Geometry & Topology **7** (2003), no. 2, 615–639.
- [OS04a] ———, *Holomorphic disks and genus bounds*, Geometry & Topology **8** (2004), no. 1, 311–334.
- [OS04b] ———, *Holomorphic disks and knot invariants*, Advances in Mathematics **186** (2004), no. 1, 58–116.
- [OS04c] ———, *Holomorphic disks and topological invariants for closed three-manifolds*, Annals of Mathematics (2004), 1027–1158.
- [OS06] ———, *An introduction to Heegaard Floer homology*, Floer homology, gauge theory, and low-dimensional topology **5** (2006), 3–27.
- [OST08] Peter Ozsváth, Zoltán Szabó, and Dylan P Thurston, *Legendrian knots, transverse knots and combinatorial Floer homology*, Geometry & Topology **12** (2008), no. 2, 941–980.
- [Ras03] Jacob Andrew Rasmussen, *Floer homology and knot complements*, Harvard University, 2003.
- [Ray15] Arunima Ray, *Satellite operators with distinct iterates in smooth concordance*, Proceedings of the American Mathematical Society **143** (2015), no. 11, 5005–5020.
- [Sch53] Horst Schubert, *Knoten und vollringe*.

Email address: jap600@scarletmail.rutgers.edu

RUTGERS UNIVERSITY NEW BRUNSWICK, NEW BRUNSWICK, NJ, USA

Email address: zx2377@columbia.edu

COLUMBIA UNIVERSITY, NEW YORK, NY, USA