

# Isolated regions of a link projection

Tumpa Mahato\* and Ayaka Shimizu†

April 26, 2024

## Abstract

A set of regions of a link projection is said to be isolated if any pair of regions in the set share no crossings. The isolate-region number of a link projection is the maximum value of the cardinality of an isolated set of regions of the link projection. In this paper, all the link projections of isolate-region number one are determined. Also, estimations for welded unknotting number and combinatorial way to find the isolate-region number are discussed, and a formula of the generating function of isolated-region sets is given for the standard projections of  $(2, n)$ -torus links.

## 1 Introduction

A *knot* is an embedding of a circle in  $S^3$  and a *link* is an embedding of some circles in  $S^3$ . We assume a knot to be a link with one component. A *link projection* is a regular projection of a link on  $S^2$  such that any intersection is a double point where two arcs intersect transversely. We call such an intersection a *crossing*. We call each connected part of  $S^2$  divided by a link projection a *region*. It is well known that the number of regions is greater than the number of crossings by two<sup>1</sup> for each link projection.

Two regions  $x_a$  and  $x_b$  of a link projection  $L$  are said to be *connected* when they share a crossing on their boundaries. Otherwise, they are said to be *disconnected*. For example, the regions  $x_1$  and  $x_2$  are connected, whereas  $x_1$  and  $x_8$  are disconnected in Figure 1. A set of regions  $R_i = \{x_a, x_b, \dots, x_c\}$  is said to be *isolated*, or an *isolated-region set*, if any pair of regions  $x_\alpha$  and  $x_\beta \in R_i$  are disconnected. We assume that the empty set  $\emptyset$  is isolated. The *isolate-region number*<sup>2</sup>,  $I(L)$ , of a link projection  $L$  is the maximum value of  $\#(R_i)$  for all isolated-region sets  $R_i$  of  $L$ , where  $\#(R_i)$  denotes the cardinality of  $R_i$ . For example, the isolate-region number of the knot projection  $K$  in Figure 1 is three.

\*Department of Mathematics, Indian Institute of Science Education and Research, Pune, India. Email: tumpa.mahato@students.iiserpune.ac.in

†Osaka Central Advanced Mathematical Institute (OCAMI), 3-3-138, Sugimoto, Sumiyoshi-ku, Osaka, 558-8585, Japan. Email: shimizu1984@gmail.com

<sup>1</sup>See, for example, [2].

<sup>2</sup>The isolate-region number  $I(K)$  is similar but different from the “independent region number”  $IR(K)$  introduced in [8]; a crossing is fixed for  $IR(K)$ .

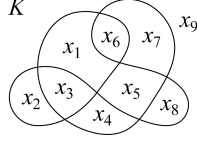


Figure 1:  $\{x_2, x_6, x_8\}$ ,  $\{x_1, x_8\}$  are isolated-region sets.

We show the following theorem in Section 2.

**Theorem 1.** *A link projection  $L$  has isolate-region number one if and only if  $L$  is one of the link projections shown in Figure 2.*



Figure 2: All the link projections of isolate-region number one.

The concept of the isolate-region number was introduced in [8] to estimate the “warping degree” of knot projections ([4, 12]). In Section 3, we investigate the warping degree and using the relation between the warping degree and the isolate-region number, we discuss the relation between the welded unknotting number  $u_w(D)$  of a knot diagram  $D$  and the isolate-region number  $I(D)$ . We show an upper bound for  $u_w(D)$  ( $u_w(D) \leq c(D) - I(D)$ , Corollaries 4, 5) when  $D$  satisfies some conditions. Generally, however, determining the isolate-region number is not easy by looking only at the link projection of large number of crossings. In Section 4, a combinatorial method to find the isolate-region number using graphs is given. Moreover, from the graphs, we can see the distribution of the isolated-region sets by considering the generating function. We give a formula and recurrence relation of generating functions for the standard projections of  $(2, n)$ -torus links in Section 6.

The rest of the paper is organized as follows. In Section 2, the proof of Theorem 1 is given. In Section 3, some properties of warping degree are discussed and applied to estimate the welded unknotting number of a knot diagram. In Section 4, two graphs, the region-connect graph and region-disconnect graph are introduced to find isolated-region sets. In Section 5, the generating function of isolated-region sets are discussed. In Section 6, the generating functions for the standard projections of  $(2, n)$ -torus links are discussed.

## 2 Proof of Theorem 1

In this section, we prove Theorem 1. For link projections  $M$  and  $N$ , a *split sum* and a *connected sum* are link projections obtained from  $M$  and  $N$  as shown in Figure 3. We say a link projection  $L$  is *connected* when  $L$  is not any split sum of

link projections. We say a link projection  $L$  is *composite* when  $L$  is a connected sum of two nontrivial link projections. We have the following lemma.



Figure 3: A split sum  $M \cup N$  and a connected sum  $M \# N$  of knot projections  $M$  and  $N$ .

**Lemma 1.** *Every unconnected or composite link projection  $L$  has  $I(L) \geq 2$ .*

*Proof.* When  $L$  is a split sum of  $M$  and  $N$ , take a region from  $M$  and  $N$  avoiding the region between them, and they are disconnected. When  $L$  is a connected sum of  $M$  and  $N$ , take a region from  $M$ -part and  $N$ -part avoiding the shared two regions. Thus, we have  $I(L) \geq 2$ .  $\square$

A crossing of a link projection is said to be *reducible* if it has exactly three regions around it. A link projection  $L$  is *reducible* when  $L$  has a reducible crossing. We say  $L$  is *irreducible* when  $L$  is not reducible. Since a reducible link projection can be assumed to be a connected sum when it has at least two crossings, we have the following corollary.

**Corollary 1.** *Every reducible link projection  $L$  with two or more crossings has  $I(L) \geq 2$ .*

Next, we divide a link projection into two tangles by giving a circle  $C$ , where  $C$  intersects edges transversely. We assume each tangle  $T$  is on a disk  $D$  with  $\partial D = C$ , and call each connected portion of  $D$  divided by  $T$  a *region* of  $T$ . In particular, if a region touches  $\partial D$ , we call it an *open region*, and otherwise we call it a *closed region*. We remark that any pair of closed regions in opposite sides of  $C$  are disconnected. We show the following.

**Lemma 2.** *For any connected irreducible link projection with four or more crossings, we can draw a circle  $C$  so that the tangle on each side of  $C$  has a closed bigon or trigon.*

*Proof.* By the formula

$$2C_2 + C_3 = 8 + C_5 + 2C_6 + 3C_7 + \dots$$

for the number  $C_k$  of  $k$ -gons of a connected irreducible link projection shown in [1], we have  $2C_2 + C_3 \geq 8$ .

(0) When  $C_2 = 0$ , i.e.,  $C_3 \geq 8$ , draw a circle  $C$  around a trigon as shown in Figure 4, (II). Then the tangle in the figure has a closed trigon. Since  $C_3 \geq 8 > 7$  and there are at most six regions around the trigon, the tangle on the other side has a closed trigon, too.

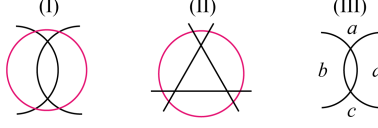


Figure 4: (I) A circle around a bigon. (II) A circle around a trigon. (III) Labeled regions around a bigon.

- (1) When  $C_2 = 1$ , i.e.,  $C_3 \geq 6$ , draw a circle  $C$  around the bigon as shown in Figure 4, (I). Then, the tangle on the other side has closed trigons because  $C_3 \geq 6 > 4$  and there are at most four regions around a bigon.
- (2) When  $C_2 = 2$ , i.e.,  $C_3 \geq 4$ , draw  $C$  as shown in Figure 4, (I). Since  $C_2 + C_3 \geq 6 > 5$ , the tangle on the other side has a closed bigon or trigon, too.
- (3) When  $C_2 = 3$ , i.e.,  $C_3 \geq 2$ , we consider the following cases.
  - (3-1) When  $C_2 = 3$  and  $C_3 = 2$ , choose any bigon and see (III) in Figure 4. We consider the further two cases whether  $a = c$  or not.
    - (3-1-1) When  $a = c$ , we can draw a circle  $C$  as in Figure 4, (I) since we have  $C_2 + C_3 = 5 > 4$  and the bigon has only three regions around it.
    - (3-1-2) Suppose  $a \neq c$ . Then neither  $b$  nor  $d$  is a bigon. Suppose  $a$  and  $c$  are connected and both bigons. Then the curve is closed with only three crossings. Hence this does not happen. When  $a$  and  $c$  are connected and either  $a$  or  $c$  is not a bigon, take  $C$  as shown in Figure 4, (I). Then the other side has a closed bigon, too.
    - (3-1-3) Suppose  $a \neq c$  and they are disconnected bigons. Then both  $b$  and  $d$  are 4-gon or more. Take  $C$  as in Figure 4, (I). Then the other side of  $C$  has closed trigons. Suppose  $a$  and  $c$  are disconnected and either  $a$  or  $c$  is not a bigon. Draw  $C$  as in Figure 4, (I). Then the other side has a closed bigon.
  - (3-2) When  $C_2 = 3$  and  $C_3 \geq 3$ , we can draw  $C$  as in Figure 4, (I), because  $C_2 + C_3 \geq 6 > 5$ .
- (4) When  $C_2 = 4$ , i.e.,  $C_3 \geq 0$ , choose any bigon and see (III) in Figure 4.
  - (4-1) When  $a = c$  and it is a bigon, then the curve is closed with only two crossings. Hence this is not allowed to happen. When  $a = c$  and it is not a bigon, we can draw  $C$  as in Figure 4, (I) since inside  $C$  in the figure has at most three bigons.
  - (4-2) When  $a \neq c$ , we can draw  $C$  as shown in Figure 4, (I) since neither  $b$  nor  $d$  is a bigon, and inside  $C$  in the figure has at most three bigons, too.
- (5) When  $C_2 \geq 5$ , choose any bigon and see (III) in Figure 4. If all of  $a, b, c, d$  are distinct bigons, then the curve is closed with only two crossings. Hence this does not happen. We can draw  $C$  as in Figure 4, (I) since inside  $C$  in the figure has at most four bigons.  $\square$

By Lemmas 1, 2 and Corollary 1, we have the following.

**Corollary 2.** Any link projection  $L$  with 4 or more crossings has  $I(L) \geq 2$ .

Now we prove Theorem 1.

*Proof of Theorem 1.* Since every unconnected projection has isolate-region number two or more by Lemma 1, it is sufficient to discuss connected projections. When the crossing number  $n = 0, 1$ , there are just two link projections, the first and second knot projections in Figure 2, and they have isolate-region number one. When  $n = 2, 3$ , we have just two reduced link projections, the third and fourth projections in Figure 2, and they have isolate-region number one. By Corollaries 1 and 2, there are no link projections of isolate-region number one for link projections with four or more crossings or reducible projections with two or more crossings.  $\square$

In addition to Corollary 2, we have the following proposition regarding the location of isolated regions.

**Proposition 1.** If an irreducible knot projection has an  $n$ -gon for  $n \geq 4$ , there is a pair of disconnected regions around the  $n$ -gon.

*Proof.* Take points  $a, b, c, d$  on edges of the  $n$ -gon and call the regions  $A, B, C, D$ , as shown in Figure 5. Since the knot projection is irreducible, we have  $A \neq B$ ,  $B \neq C$ ,  $C \neq D$ . We also have  $A \neq D$  since  $n \geq 4$ .

- (1) If  $A \neq C$  and  $A$  and  $C$  are disconnected, they are the regions.
- (2) If  $A = C$ , we can draw a simple curve  $\alpha$  connecting  $a$  and  $c$  inside the region  $A = C$ . Since  $B$  and  $D$  cannot touch  $\alpha$ , they are disconnected.
- (3) If  $A \neq C$  and  $A$  and  $C$  are connected, we can draw a simple curve connecting  $a$  and  $c$  passing through  $A, C$  and one crossing  $p$  shared by  $A$  and  $C$ . Then,  $B$  and  $D$  are disconnected. Otherwise,  $B$  and  $D$  must share the crossing  $p$  to be connected, and we can draw a simple curve  $\beta$  connecting  $b$  and  $d$  which passing through  $B, D$ , and  $p$ . Then, at least one of the arcs between  $A$  and  $B$  loses the place to go since both  $\alpha$  and  $\beta$  have only one crossing  $p$  on it.  $\square$

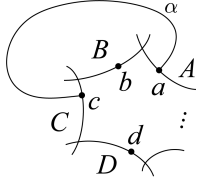


Figure 5: Regions  $A, B, C, D$  around an  $n$ -gon.

Also, we have the following corollary from Lemma 2.

**Corollary 3.** Any connected irreducible link projection  $L$  with 13 or more crossings has  $I(L) \geq 3$ .

*Proof.* By Lemma 2,  $L$  has a pair of disconnected regions of bigon or trigon, say  $r_1$  and  $r_2$ . Then  $L$  has at most 12 regions which are connected to either  $r_1$  or  $r_2$ . Since  $L$  has 15 or more regions,  $L$  has at least one region, say  $r_3$ , which is neither  $r_1$  nor  $r_2$  and is connected to neither  $r_1$  nor  $r_2$ .  $\square$

### 3 Warping degree, welded unknotting number and isolate-region number of a knot diagram

In this section, we discuss the warping degree and welded unknotting number of a knot diagram and their relations to the isolate-region number. In Subsection 3.1, we discuss the relation between the warping degrees of a knot diagram and knot projection. In Subsection 3.2, we discuss the relation between the welded unknotting number, warping degree and isolate-region number of a knot diagram.

#### 3.1 Warping degree

Let  $D$  be an oriented knot diagram with a base point  $b$  on an edge. A crossing point of  $D$  is said to be a *warping crossing point* of  $D_b$  if we encounter the crossing as an under crossing first when we travel  $D$  from  $b$  with the orientation. The *warping degree* of  $D_b$ ,  $d(D_b)$ , is the number of the warping crossing points of  $D_b$ . We can represent all the warping degrees by the “warping degree labeling” as shown in Figure 6.

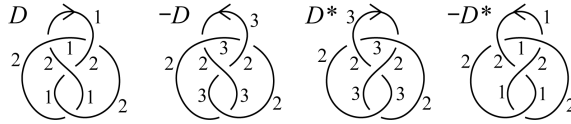


Figure 6: Warping degree labeling. Each label on an edge indicates the warping degree where a base point is on the edge.

The *warping degree* of  $D$ ,  $d(D)$ , is the minimal value of  $d(D_b)$  for all base points  $b$  of  $D$  ([4]). As shown in Figure 6, warping degree depends on the orientation; we have  $d(D) = 1$ , whereas  $d(-D) = 2$ , where  $-D$  is  $D$  with orientation reversed. In this paper, we define  $\bar{d}(D) = \min\{d(D), d(-D)\}$ . For a knot diagram  $D$ , we denote by  $|D|$  the knot projection which is obtained from  $D$  by forgetting the crossing information. The *warping degree* of  $P$ ,  $d(P)$ , is the minimal value of  $d(D)$  for all oriented alternating diagrams  $D$  with  $|D| = P$ . Although each projection has four oriented alternating diagrams (see Figure 6), the following proposition claims it is sufficient to check only one alternating diagram with two orientations.

**Proposition 2.** The equality  $\bar{d}(D) = d(P)$  holds when  $D$  is an alternating diagram with  $|D| = P$ .

*Proof.* As shown in [12], we have  $d(-D_b) = c(D) - d(D_b)$  for any oriented knot diagram  $D$  with a base point  $b$  because the order of over crossing and under crossing is switched at every crossing. We also have  $d(D_b^*) = c(D) - d(D_b)$  for the mirror image  $D^*$  because the crossing information is changed at each crossing. Therefore, we have  $d(D_b^*) = d(-D_b)$ , and  $d(D^*) = d(-D)$ . Hence

$d(P) = \min\{d(D), d(-D), d(D^*), d(-D^*)\} = \min\{d(D), d(-D)\} = \bar{d}(D)$  for any alternating diagram  $D$  with  $|D| = P$ .  $\square$

A nonalternating knot diagram  $D$  is said to be *almost alternating* if  $D$  becomes alternating by a single crossing change. For almost alternating diagrams, we have the following proposition.

**Proposition 3.** Let  $D$  be an almost alternating diagram with  $|D| = P$ . Then  $\bar{d}(D) \leq d(P)$  holds. In particular, if an almost alternating diagram  $D$  has no monogons,  $\bar{d}(D) = d(P) - 1$ .

To prove Proposition 3, we prepare a further formula. Since we have  $d(-D) = \min_b d(-D_b) = c(D) - \max_b d(D_b)$  for any diagram  $D$ , we have

$$\bar{d}(D) = \min\{d(D), d(-D)\} = \min\{\min_b d(D_b), c(D) - \max_b d(D_b)\}$$

for any knot diagram  $D$ . Hence, we can find the value of  $d(P)$  only from one oriented alternating diagram  $D$  with  $|D| = P$  by looking at the minimum and maximum values of warping degree labeling. We prove Proposition 3.

*Proof of Proposition 3.* Let  $D$  be an almost alternating knot diagram which is obtained from an oriented alternating diagram  $D^A$  by a single crossing change at a crossing  $c$ . Let  $C_1$  (resp.  $C_2$ ) be a portion of  $D^A$  from a point just after the over crossing (resp. the under crossing) of  $c$  to a point just before the under crossings (resp. the over crossing) of  $c$ . Let  $C_1'$  (resp.  $C_2'$ ) be the corresponding portions of  $D$  to  $C_1$  (resp.  $C_2$ ). Each warping degree labeling on  $C_1'$  is smaller than the corresponding labeling on  $C_1$  by one because  $c$  becomes a non-warping crossing point for base points on  $C_1'$  by the crossing change at  $c$  ([5, 13]). In the same way, each labeling on  $C_2'$  is greater than  $C_2$  by one. Let  $d(D^A) = i$ . Then we have  $d(-D^A) = c(D) - i - 1$ , and  $\bar{d}(D^A) = \min\{i, c(D) - i - 1\}$ .

(1) When both  $C_1$  and  $C_2$  have crossings, their warping degree labeling are consisting of  $i$  and  $i + 1$ . After the crossing change, the labels on  $C_1'$  are  $i - 1, i$  and the labels on  $C_2'$  are  $i + 1, i + 2$ . Hence  $d(D) = i - 1 = d(D^A) - 1$  and  $d(-D) = c(D) - i - 2 = d(-D^A) - 1$ , and therefore  $\bar{d}(D) = \bar{d}(D^A) - 1$ .

(2) When  $C_1$  has no crossings and  $C_2$  has crossings, the label of  $C_1$  is only  $i + 1$  and the labels of  $C_2$  are  $i + 1, i + 2$ , and the labels of  $C_1'$  is  $i$  and that of  $C_2$  are  $i + 1, i + 2$ . Hence  $d(D) = i$ ,  $d(-D) = c(D) - i - 2$ , and  $\bar{d}(D) \leq \bar{d}(D^A)$ .

(3) When  $C_1$  has crossings and  $C_2$  has no crossings, the labels of  $C_1$  are  $i - 1, i$  and that of  $C_2$  is only  $i$ , and the labeling of  $C_1'$  are  $i - 1, i$  and that of  $C_2'$  is  $i + 1$ . Hence  $d(D) = i - 1$ ,  $d(-D) = c(D) - i - 1$ , and  $\bar{d}(D) \leq \bar{d}(D^A)$ .

(4) When neither  $C_1$  nor  $C_2$  has crossings, then  $c(D) = 1$ , and  $D$  is not an almost alternating diagram.

Therefore, we have  $\bar{d}(D) \leq \bar{d}(D^A) = d(P)$ , where  $P = |D|$ . In particular, if  $D$  has no monogons, then both  $C_1$  and  $C_2$  must have crossings for any crossing  $c$ , and this case applies (1).  $\square$

Next, we show the following proposition.

**Proposition 4.** Let  $P$  be an irreducible knot projection with  $c(P) \leq 9$ . The inequality  $\bar{d}(D) \leq d(P)$  holds for any knot diagram  $D$  with  $|D| = P$  if and only if  $P$  is neither of the four projections illustrated in Figure 7.

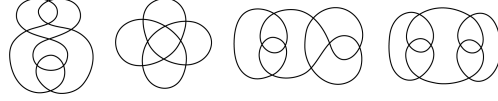


Figure 7: The four exceptional projections.

To prove Proposition 4, we prepare Lemmas 3, 4, 5. All the irreducible knot projections with warping degree 1 and 2 are determined in [11].

**Lemma 3.** [11] *Let  $P$  be an irreducible knot projection.*

- (1)  $d(P) = 1$  if and only if  $P$  is one of the two projections depicted in Figure 8.
- (2)  $d(P) = 2$  if and only if  $P$  is one of the 16 projections depicted in Figure 9.

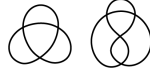


Figure 8: All the irreducible knot projections of warping degree one.




Figure 9: All the irreducible knot projections of warping degree two.

The following lemma gives an upper bounds for  $\bar{d}(D)$  and  $d(P)$ .

**Lemma 4.** *The inequality  $\bar{d}(D) \leq (c(D) - 1)/2$  holds for any knot diagram  $D$  with  $c(D) \geq 1$ . The inequality  $d(P) \leq (c(P) - 1)/2$  holds for any knot projection  $P$  with  $c(P) \geq 1$ .*

*Proof.* By the inequality  $d(D) + d(-D) \leq c(D) - 1$  shown in [12], we have  $2\bar{d}(D) \leq c(D) - 1$ , and therefore  $\bar{d}(D) \leq (c(D) - 1)/2$ . Since this also holds for alternating diagrams  $D$ , we have  $d(P) \leq (c(P) - 1)/2$ .  $\square$

The *span*,  $s(D)$ , of an oriented knot diagram  $D$  is defined to be the difference  $s(D) = \max_b d(D_b) - \min_b d(D_b)$ . By definition, we have  $s(D) = s(-D)$ . Also, we have the following.

**Lemma 5.** [13] *The span  $s(D)$  is one if and only if  $D$  is an alternating diagram.*



Using the above lemmas, we show Proposition 4.

*Proof of Proposition 4.* We show that there exist no non-alternating diagrams  $D$  with  $|D| = P$  such that  $\bar{d}(D) > d(P)$  under the condition.

- When  $c(P) = 3$  or  $4$ , we have  $d(P) = 1$  by Lemma 4, and there are no diagrams  $D$  with  $|D| = P$  satisfying  $\bar{d}(D) > 1$  by Lemma 4.
- When  $c(P) = 5$  or  $6$ , we have  $d(P) = 2$  by Lemmas 3, 4, and there are no diagrams  $D$  satisfying  $\bar{d}(D) > 2$  by Lemma 4.
- When  $c(P) = 7$ ,  $d(P) = 2$  or  $3$  by Lemmas 3, 4. There are no diagrams  $D$  with  $|D| = P$  satisfying  $\bar{d}(D) > 3$  by Lemma 4. When  $d(P) = 2$ , each oriented alternating diagram  $D^A$  with  $|D^A| = P$  has warping degree labeling  $\{2, 3\}$  or  $\{4, 5\}$ . There are no nonalternating diagrams  $D$  with  $|D| = P$  such that the minimal label is greater than 2 and the maximal labeling is smaller than 5, because  $s(D) > 1$ .
- When  $c(P) = 8$ ,  $d(P) = 2$  or  $3$  by Lemmas 3, 4. When  $d(P) = 2$ ,  $P$  is one of the four knot projections depicted in Figure 7 by Lemma 3. For each knot projection  $P$ , we have a diagram  $D$  with  $|D| = P$  such that  $\bar{d}(D) = 3 > 2 = d(P)$  as shown in Figure 10.



Figure 10: Diagrams of warping degree three.

When  $d(P) = 3$ , the warping degree labeling on  $D^A$  is  $\{3, 4\}$  or  $\{4, 5\}$ , and there are no nonalternating diagram  $D$  such that the minimal label is greater than 3 and the maximal label is less than 5 since  $s(D) > 1$ .

- When  $c(P) = 9$ ,  $d(P) = 3$  or  $4$  by Lemmas 3, 4. There are no diagrams  $D$  such that  $\bar{d}(D) > 4$  by Lemma 4. When  $d(P) = 3$ , each oriented alternating diagram  $D^A$  has warping degree labeling  $\{3, 4\}$  or  $\{5, 6\}$ . There are no nonalternating diagrams  $D$  such that the minimal label is greater than 3 and the maximal label is less than 6 since  $s(D) > 1$ .  $\square$

### 3.2 Welded unknotting number

In this subsection, we apply results in Subsection 3.1 to a study of welded knot diagrams. A *welded knot diagram* is a diagram obtained from a classical knot diagram by replacing some classical crossings with “welded crossings”. A *welded knot* ([3, 9]) is the equivalence class of welded knot diagrams related by classical and virtual Reidemeister moves and the over forbidden move. The *welded unknotting number*,  $u_w(D)$ , of a welded knot diagram  $D$  is the minimum number of classical crossings which are needed to be replaced with a welded crossing to obtain a diagram of the trivial knot ([7]). Let  $D$  be a classical knot

diagram. It is known that  $u_w(D) \leq \bar{d}(D)$  ([6, 7, 10]), as a relation between the welded unknotting number and the warping degree. On the other hand, the inequality  $I(P) \leq d(P) \leq c(P) - I(P)$ , the relation between the warping degree and the isolate-region number, was shown in [12]. For a knot diagram  $D$ , let  $I(D) = I(P)$ , where  $P = |D|$ . With Propositions 3, 4, we have the following corollaries which are estimations of the welded unknotting number in terms of isolated regions.

**Corollary 4.** Let  $D$  be an almost alternating diagram. We have  $u_w(D) \leq c(D) - I(D)$ .

**Corollary 5.** Let  $D$  be an irreducible knot diagram of  $c(D) \leq 9$  such that  $|D|$  is neither of the projections in Figure 7. We have  $u_w(D) \leq c(D) - I(D)$ .

## 4 Region-connect graph and its complement

In this section, region-connect graph and region-disconnect graph are defined and investigated. Then an algorithm to find the isolate-region number is given. For a graph  $G$ , we say a graph  $G'$  is a *subgraph* of  $G$  and denote by  $G' \subseteq G$  if  $G' = G$  or  $G'$  is obtained from  $G$  by deleting some vertices and edges. For a link projection  $L$  with  $n$  regions, give labels  $x_1, x_2, \dots, x_n$  to the regions. The *region-connect graph*  $G$  of  $L$  is the graph with the vertices labeled  $x_1, x_2, \dots, x_n$  and the edges  $x_\alpha x_\beta$  for all the pairs of connected regions  $x_\alpha$  and  $x_\beta$  (see Figure 11). The *region-disconnect graph*,  $\bar{G}$ , of  $L$  is the complement graph of  $G$ . By definition,  $\bar{G}$  represents which pairs of regions are disconnected. Then we can find the isolated-region sets  $R_i$  of  $L$  by looking at  $\bar{G}$  as follows. Find a subgraph of  $\bar{G}$  which is a complete graph  $K_r$ . Since the corresponding  $r$  regions to the vertices of  $K_r$  are disconnected each other in  $L$ , the set of them is isolated. Moreover, the maximum size of a complete graph  $K_r \subseteq \bar{G}$  is identical to the isolate-region number  $I(K)$ . For example, we obtain  $I(K) = 3$  for the knot projection  $K$  in Figure 11 because the graph  $\bar{G}$  includes  $K_3$  and does not include  $K_r$  for  $r \geq 4$ .

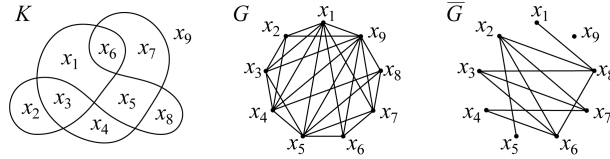


Figure 11: A knot projection  $K$  and its graphs  $G$  and  $\bar{G}$ .

## 5 I-generating function

In this section, we explore the generating functions for isolate-region sets of a link projection. Let  $L$  be a link projection. Let  $R = \{x_1, x_2, \dots, x_n\}$  be the set

of all regions of  $L$ . Let  $P(R)$  be the power set of  $R$ . Now we want to know how isolated-region sets  $R_i$  are distributed in  $P(R)$ . First, each element  $R_k \in P(R)$  is determined by the choices whether each region  $x_j$  is taken or not. Hence, all the elements in  $P(R)$  can be seen as the terms of the following polynomial.

$$\begin{aligned} h &= (x_1^0 + x_1^1)(x_2^0 + x_2^1)(x_3^0 + x_3^1) \cdots \\ &= (1 + x_1)(1 + x_2)(1 + x_3) \cdots \\ &= 1 + x_1 + x_2 + \cdots + x_1x_2 + x_1x_3 + \cdots + x_1x_2x_3 + \cdots, \end{aligned}$$

where  $j = 1$  or  $0$  in  $x_i^j$  denotes if the region  $x_i$  is chosen or not respectively. For  $h$ , delete the terms which include the pair of connected regions, i.e., the pair of the letters which are connected in  $G$ . Then we obtain a polynomial  $g$  which represents all the isolated-region sets. Since we want to know just the number of isolated-region sets, replace each  $x_i$  with  $x$ . Then, we obtain the generating function  $f(L)$  for  $\#(R_i)$  for isolated-region sets  $R_i$ . In this paper, we call  $f(L)$  the *i-generating function* of  $L$ . By definition, the maximum degree,  $\max \deg f(L)$ , indicates the isolate-region number of  $L$ . We have the following proposition.

**Proposition 5.** For each i-generating function  $f(L) = a_0 + a_1x + a_2x^2 + a_3x^3 + \cdots + a_rx^r$  of a connected link projection  $L$  with  $c$  crossings,  $a_0 = 1$  and  $a_1 = c+2$ . All the terms from degree 0 to  $\max \deg f(L) = r$  are nonzero.

*Proof.* We notice that each coefficient  $a_k$  is the number of isolated-region sets consisting of  $k$  regions. In terms of the region-disconnect graphs  $\overline{G}$ ,  $a_k$  is the number of  $K_k$  with  $K_k \subseteq \overline{G}$ . The first claim is obvious from the fact that we have one  $\emptyset$  and the number of regions of  $L$  is  $c + 2$ . For the second claim, when  $\overline{G}$  includes a complete graph  $K_r$ , then  $\overline{G}$  also includes  $K_{r-1}$  because  $K_r \supseteq K_{r-1}$ .  $\square$

For connected irreducible link projections, we have an upper and lower bounds for  $a_2$  as follows<sup>3</sup>.

**Proposition 6.** Let  $L$  be a connected irreducible link projection with  $c$  crossings and let  $f(L) = a_0 + a_1x + a_2x^2 + \cdots + a_rx^r$  be the i-generating function of  $L$ . We have

$$\frac{c^2 - 5c + 2}{2} \leq a_2 \leq \frac{c^2 + 3c + 2}{2}.$$

---

<sup>3</sup>We note that Proposition 6 does not include Corollary 2 because the proposition claims just  $a_2 \geq (c^2 - 5c + 2)/2 = -2$  when  $c = 4$ .

*Proof.* The upper bound is  $\binom{c+2}{2}$ , the number of edges of  $K_{c+2}$  since  $\overline{G} \subseteq K_{c+2}$ . For the lower bound, let  $x_1, x_2, \dots, x_{c+2}$  be the regions of  $L$ . Suppose  $x_i$  is a  $k_i$ -gon. Then  $x_i$  has at most  $2k_i$  regions around  $x_i$ . For each region  $x_i$ , the number of regions which is disconnected to  $x_i$  is at least  $(c+2) - 2k_i - 1$ , where  $c+2$  implies the number of all regions of  $L$ . In total, we have

$$a_2 \geq \sum_{i=1}^{c+2} \frac{c+1-2k_i}{2} = \frac{(c+1)(c+2)}{2} - \sum_{i=1}^{c+2} k_i,$$

where we divided the summation by 2 to fix the double counting. Since we have

$$c = \frac{2C_2 + 3C_3 + 4C_4 + \dots}{4} = \frac{1}{4} \sum_{i=1}^{c+2} k_i$$

for connected irreducible link projections, we have

$$a_2 \geq \frac{c^2 + 3c + 2}{2} - 4c = \frac{c^2 - 5c + 2}{2}.$$

□

## 6 I-generating functions of $(2, n)$ -torus link projections

In this section, we investigate the i-generating functions for the standard projections of  $(2, n)$ -torus links, and prove the following theorem.

**Theorem 2.** *The i-generating function  $f(L)$  of a standard projection  $L$  of the  $(2, n)$ -torus link ( $n \geq 4$ ) is*

$$f(L) = 1 + (n+2)x + \sum_{k=2}^{\lfloor \frac{n}{2} \rfloor} \binom{n-k}{k} \frac{n}{n-k} x^k.$$

For a standard projection  $T(2, n)$  of a  $(2, n)$ -torus link, give labels of regions  $x_1, x_2, \dots, x_{n+2}$  as shown in Figure 12.

We notice that the  $(n+1)$ th and  $(n+2)$ th regions are connected with all the other regions. Also, when  $n \geq 3$ , each region from the 1st to  $n$ th is connected to the four regions, the  $(n+1)$ th and  $(n+2)$ th regions and the neighboring two bigons. In the region-connect graph  $G$ , therefore, the  $(n+1)$ th and  $(n+2)$ th vertices have degree  $(n+1)$ , and the others have degree four. As for  $\overline{G}$ , the  $(n+1)$ th and  $(n+2)$ th vertices have degree zero, and the others have degree  $(n-3)$ . Moreover, in  $\overline{G}$ , the vertices  $x_1, x_2, \dots, x_n$  forms a complete graph  $K_n$  missing the following  $n$  edges,  $x_1x_2, x_2x_3, x_3x_4, \dots, x_nx_1$ . For example, when  $n = 5$ , we have  $G$  and

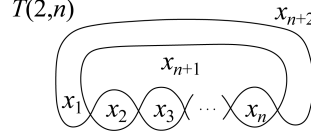


Figure 12: A standard projection  $T(2, n)$  of a  $(2, n)$ -torus link with regions  $x_1, x_2, \dots, x_{n+2}$ .

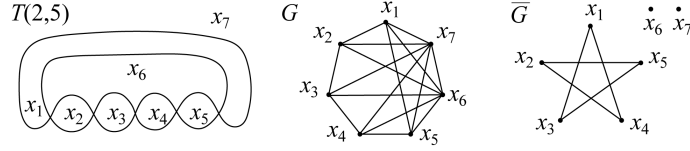


Figure 13:  $T(2, 5)$  and its  $G$  and  $\overline{G}$ .

$\overline{G}$  as shown in Figure 13, and the polynomials  $h = (1 + x_1)(1 + x_2) \dots (1 + x_7)$ ,  $g = 1 + x_1 + x_2 + \dots + x_7 + x_1x_3 + x_3x_5 + x_5x_2 + x_2x_4 + x_4x_1$ , and  $f = 1 + 7x + 5x^2$ . To prove Theorem 2, we prepare a (perhaps well-known) formula.

**Lemma 6.** *Suppose there are  $m$  white balls in a line. Denote by  $\binom{m}{n}$  the number of cases to paint  $n$  of  $m$  balls red so that the painted balls are not next to each other. Then,*

$$\binom{m}{n} = \binom{m-n+1}{n}.$$

*Proof.* At first, suppose  $(m-n)$  white balls in a line. Then there are  $(m-n+1)$  rooms between balls or on a side. The number of ways to put the painted  $n$  red balls there is  $\binom{m-n+1}{n}$ .  $\square$

Now we show Theorem 2.

*Proof of Theorem 2.* Let  $\overline{G}$  be the region-disconnected graph of  $T(2, n)$  with the  $(n+2)$  regions labeled as in Figure 12. Note that the  $(n+1)$ th and  $(n+2)$ th vertices have degree zero. For the subgraph of  $\overline{G}$  consisting of the vertices  $x_1, x_2, \dots, x_n$  and the edges, we discuss how many complete graphs  $K_k$  are included.

Let  $f = a_0 + a_1x + a_2x^2 + \dots + a_rx^r$  be the  $i$ -generating function. For the maximum degree, we have  $r = \max \deg f = \lfloor \frac{n}{2} \rfloor$  because we can take  $\lfloor \frac{n}{2} \rfloor$  non-neighboring vertices and cannot for  $\lfloor \frac{n}{2} \rfloor + 1$  from  $\overline{G}$ , where we say  $x_i$  and  $x_j$  are neighboring when  $|i-j| = 1$  or  $|i-j| = n-1$ .

For coefficients, we have  $a_0 = 1$  as the empty set of vertices. We have  $a_1 = n+2$ , the number of vertices (or  $K_1$ ) of  $\overline{G}$ , as mentioned in Proposition 5.

We have  $a_2 = (n-3)\frac{n}{2}$ , the number of edges (or  $K_2$ ) of  $\overline{G}$ . More precisely, fix a vertex  $x_i$ . Then  $x_i$  has  $n-3$  choices of vertices to form an edge in  $\overline{G}$ . Remark that  $x_i$  cannot be connected with the neighboring vertices. Multiple  $n-3$  by  $n$  because we can consider the same thing for the  $n$  vertices. Divide it by two since each edge is double counted. Hence, we have  $a_2 = (n-3)\frac{n}{2}$ .

Next, for  $k \geq 3$ , we obtain  $a_k = \binom{n-3}{k-1}\frac{n}{k}$  in the following way. Fix a vertex  $x_i$ . Then  $x_i$  has  $n-3$  non-neighboring edges and has  $\binom{n-3}{k-1}$  choices to take other  $k-1$  vertices to form  $K_k$  so that any pair of vertices is not neighboring. Multiple  $\binom{n-3}{k-1}$  by  $n$ , and divide it by  $k$  since each  $K_k$  is counted  $k$  times. Then,

$$\begin{aligned} a_k &= \left( \binom{n-3}{k-1} \right) \frac{n}{k} = \binom{(n-3) - (k-1) + 1}{k-1} \frac{n}{k} = \binom{n-k-1}{k-1} \frac{n}{k} \\ &= \frac{n-k}{n-k} \frac{(n-k-1)(n-k-2)\dots(n-2k+1)}{(k-1)!} \frac{n}{k} = \binom{n-k}{k} \frac{n}{n-k}. \end{aligned}$$

This holds when  $k = 2$ , too. □

The i-generating functions  $f_n$  of  $T(2, n)$  are listed below for  $n = 1$  to 12.

$$\begin{aligned} f_1 &= 1 + 3x \\ f_2 &= 1 + 4x \\ f_3 &= 1 + 5x \\ f_4 &= 1 + 6x + 2x^2 \\ f_5 &= 1 + 7x + 5x^2 \\ f_6 &= 1 + 8x + 9x^2 + 2x^3 \\ f_7 &= 1 + 9x + 14x^2 + 7x^3 \\ f_8 &= 1 + 10x + 20x^2 + 16x^3 + 2x^4 \\ f_9 &= 1 + 11x + 27x^2 + 30x^3 + 9x^4 \\ f_{10} &= 1 + 12x + 35x^2 + 50x^3 + 25x^4 + 2x^5 \\ f_{11} &= 1 + 13x + 44x^2 + 77x^3 + 55x^4 + 11x^5 \\ f_{12} &= 1 + 14x + 54x^2 + 112x^3 + 105x^4 + 36x^5 + 2x^6 \end{aligned}$$

We have the following formula.

**Proposition 7.** For the i-generating functions  $f_n(x)$  of  $T(2, n)$ , we have

$$f_n - f_{n-1} - xf_{n-2} = -2x^2$$

for  $n \geq 4$ .

*Proof.* Let  $b_k$  be the coefficient of  $x^k$  of  $f_n - f_{n-1} - xf_{n-2}$ . When  $k \geq 3$ , the  $k$ th coefficient of  $f_n$  is  $\binom{n-k}{k} \frac{n}{n-k}$ , that of  $f_{n-1}$  is  $\binom{n-1-k}{k} \frac{n-1}{n-1-k}$ , and the  $(k-1)$ th coefficient of  $f_{n-2}$  is  $\binom{(n-2)-(k-1)}{k-1} \frac{n-2}{(n-2)-(k-1)} = \binom{n-k-1}{k-1} \frac{n-2}{n-k-1}$ . Hence,

$$b_k = \binom{n-k}{k} \frac{n}{n-k} - \binom{n-k-1}{k} \frac{n-1}{n-k-1} - \binom{n-k-1}{k-1} \frac{n-2}{n-k-1}.$$

Using the formula  $\binom{n+1}{r} = \binom{n}{r-1} + \binom{n}{r}$ , we have  $\binom{n-k}{k} = \binom{n-k-1}{k-1} + \binom{n-k-1}{k}$  and

$$\begin{aligned} b_k &= \binom{n-k-1}{k-1} \left( \frac{n}{n-k} - \frac{n-2}{n-k-1} \right) + \binom{n-k-1}{k} \left( \frac{n}{n-k} - \frac{n-1}{n-k-1} \right) \\ &= \frac{(n-k-1)!}{(k-1)!(n-2k)!} \frac{n-2k}{(n-k)(n-k-1)} - \frac{(n-k-1)!}{k!(n-2k-1)!} \frac{k}{(n-k)(n-k-1)} \\ &= \frac{(n-k-1)!}{(k-1)!(n-2k-1)!} \frac{1}{(n-k)(n-k-1)} - \frac{(n-k-1)!}{(k-1)!(n-2k-1)!} \frac{1}{(n-k)(n-k-1)} \\ &= 0. \end{aligned}$$

For  $k \leq 2$ ,  $b_2 = \binom{n-2}{2} \frac{n}{n-2} - \binom{n-3}{2} \frac{n-1}{n-3} - n = -2$ ,  $b_1 = (n+2) - (n+1) - 1 = 0$  and  $b_0 = 1 - 1 = 0$ . Hence, we have  $b_2 = -2$  and  $b_k = 0$  for  $k \neq 2$ , and  $f_n - f_{n-1} - xf_{n-2} = -2x^2$  holds for  $n \geq 4$ .  $\square$

From Proposition 7, we have a recurrence relation about the number of isolated-region sets.

**Corollary 6.** For the i-generating function  $f_n(x)$  of  $T(2, n)$  of  $n \geq 4$ , we have

$$f_n(1) = f_{n-1}(1) + f_{n-2}(1) - 2.$$

## Acknowledgment

The authors thank Professor Rama Mishra for her support and encouragement. The second author's work was partially supported by JSPS KAKENHI Grant Number JP21K03263.

## References

- [1] C. C. Adams, R. Shinjo and K. Tanaka, Complementary regions of knot and link diagrams, *Ann. Comb.* **15** (2011), 549–563.
- [2] K. Ahara and M. Suzuki, An integral region choice problem on knot projection, *J. Knot Theory Ramifications* **21** (2012), 1250119.
- [3] M. H. Fenn, R. Rimányi and C. Rourke, The braid-permutation group, *Topology* **39** (1997), 123–135.

- [4] A. Kawauchi, Lectures on knot theory (in Japanese), Kyoritsu Shuppan (2007).
- [5] A. Kawauchi and A. Shimizu, Quantization of the crossing number of a knot diagram, *Kyungpook Math. J.* **55** (2015), 741–752.
- [6] Z. Li, F. Lei and J. Wu, On the unknotting number of a welded knot, *J. Knot Theory Ramifications* **26** (2017), 1750004.
- [7] T. Mahato, R. Mishra and S. Joshi, Non-triviality of welded knots and ribbon torus-knots, preprint (arXiv:2404.00436).
- [8] A. Ohya and A. Shimizu, Lower bounds for the warping degree of a knot projection, *J. Knot Theory Ramifications* **31** (2022), 2250091.
- [9] C. Rourke, What is a welded link?, *Intelligence of low dimensional topology 2006*, 263–270, Ser. Knots Everything **40** (2007), World Sci. Publ., Hackensack, NJ.
- [10] S. Satoh, Virtual knot representation of ribbon torus-knots, *J. Knot Theory Ramifications* **9** (2000), 531–542.
- [11] A. Shimizu, Prime alternating knots of minimal warping degree two, *J. Knot Theory Ramifications* **29** (2020), 2050060.
- [12] A. Shimizu, The warping degree of a knot diagram, *J. Knot Theory Ramifications* **19** (2010), 849–857.
- [13] A. Shimizu, The warping polynomial of a knot diagram, *J. Knot Theory Ramifications* **21** (2012), 1250124.